




WICKED STOCKS

DIRECTIONAL CLARITY FOR THE ACTIVE INVESTOR



Support and Resistance

390.12 * weekly containment UP**
386.93 * weekly containment**

379.15 * minor
 374.08 * minor
 367.63 * minor

361.59 * session containment

356.54 * minor
 350.19 * intra-day containment
 343.89 * minor

338.27 ** multi-week contain**
334.87 * (1% below 338.27) DP

329.65 * minor
 325.60 * minor

322.96 * session containment

314.66 * minor
 305.02 * minor

299.29 * weekly containment**

O= 357.67
 H= 367.63
 L= 354.77
 C= 364.16
 Δ= +11.74

Tesla, Inc (TSLA) - weekly chart



Support and Resistance

- 390.12 *** weekly containment UP**
- 386.93 *** weekly containment**
- 379.15 * minor
- 374.08 * minor
- 367.63 * minor
- 361.59 * session containment**
- 356.54 * minor
- 350.19 * intra-day containment
- 343.89 * minor
- 338.27 **** multi-week contain**
- 334.87 * (1% below 338.27) DP**
- 329.65 * minor
- 325.60 * minor
- 322.96 * session containment**
- 314.66 * minor
- 305.02 * minor
- 299.29 *** weekly containment**



O= 357.67
 H= 367.63
 L= 354.77
 C= 364.16
 Δ= +11.74

Tesla, Inc (TSLA) - weekly chart



Support and Resistance

- 390.12 *** weekly containment UP**
- 386.93 *** weekly containment**
- 379.15 * minor
- 374.08 * minor
- 367.63 * minor
- 361.59 * session containment**
- 356.54 * minor
- 350.19 * intra-day containment
- 343.89 * minor
- 338.27 **** multi-week contain**
- 334.87 * (1% below 338.27) DP**
- 329.65 * minor
- 325.60 * minor
- 322.96 * session containment**
- 314.66 * minor
- 305.02 * minor
- 299.29 *** weekly containment**



O= 357.67
 H= 367.63
 L= 354.77
 C= 364.16
 Δ= +11.74

Tesla, Inc (TSLA) - weekly chart



Support and Resistance

- 390.12 *** weekly containment UP**
- 386.93 *** weekly containment**
- 379.15 * minor
- 374.08 * minor
- 367.63 * minor
- 361.59 * session containment**
- 356.54 * minor
- 350.19 * intra-day containment
- 343.89 * minor
- 364.16**
- 338.27 **** multi-week contain**
- 334.87 * (1% below 338.27) DP**
- 329.65 * minor
- 325.60 * minor
- 322.96 * session containment**
- 314.66 * minor
- 305.02 * minor
- 299.29 *** weekly containment**



O= 357.67
 H= 367.63
 L= 354.77
 C= 364.16
 Δ= +11.74

Tesla Inc. (TSLA) - daily chart



500.00
 475.00
 450.00
 425.00
 400.00
 375.00
 350.00
 325.00
 300.00
 275.00
 250.00
 225.00
 200.00
 175.00

Support and Resistance

- 390.12 *** weekly containment UP**
- 386.93 *** weekly containment**

- 379.15 * minor
- 374.08 * minor
- 367.63 * minor

- 361.59 * session containment**

- 356.54 * minor
- 350.19 * intra-day containment
- 343.89 * minor

- 364.16**
- 338.27 **** multi-week contain**
- 334.87 * (1% below 338.27) DP**

- 329.65 * minor
- 325.60 * minor

- 322.96 * session containment**

- 314.66 * minor
- 305.02 * minor

- 299.29 *** weekly containment**

Mar 25 | Apr | May | Jun | Jul | Aug | Sep | Oct | Nov | Dec | Jan 26 | Feb | Mar | Apr | May | Jun | Jul



O= 357.67
 H= 367.63
 L= 354.77
 C= 364.16
 Δ= +11.74

Tesla Inc. (TSLA) - daily chart



Support and Resistance

390.12 * weekly containment UP**
386.93 * weekly containment**

379.15 * minor
 374.08 * minor
 367.63 * minor

361.59 * session containment

356.54 * minor
 350.19 * intra-day containment
 343.89 * minor

338.27 ** multi-week contain**
334.87 * (1% below 338.27) DP

329.65 * minor
 325.60 * minor

322.96 * session containment

314.66 * minor
 305.02 * minor

299.29 * weekly containment**

CGG Inc. © 2026 All rights reserved worldwide. <https://www.cgg.com>

S:TSLA - TESLA, INC., Daily | Tue Apr 14 2026 14:12:21, CQG 26.12.8039



O= 357.67
 H= 367.63
 L= 354.77
 C= 364.16
 Δ= +11.74

Tesla Inc. (TSLA) - daily chart



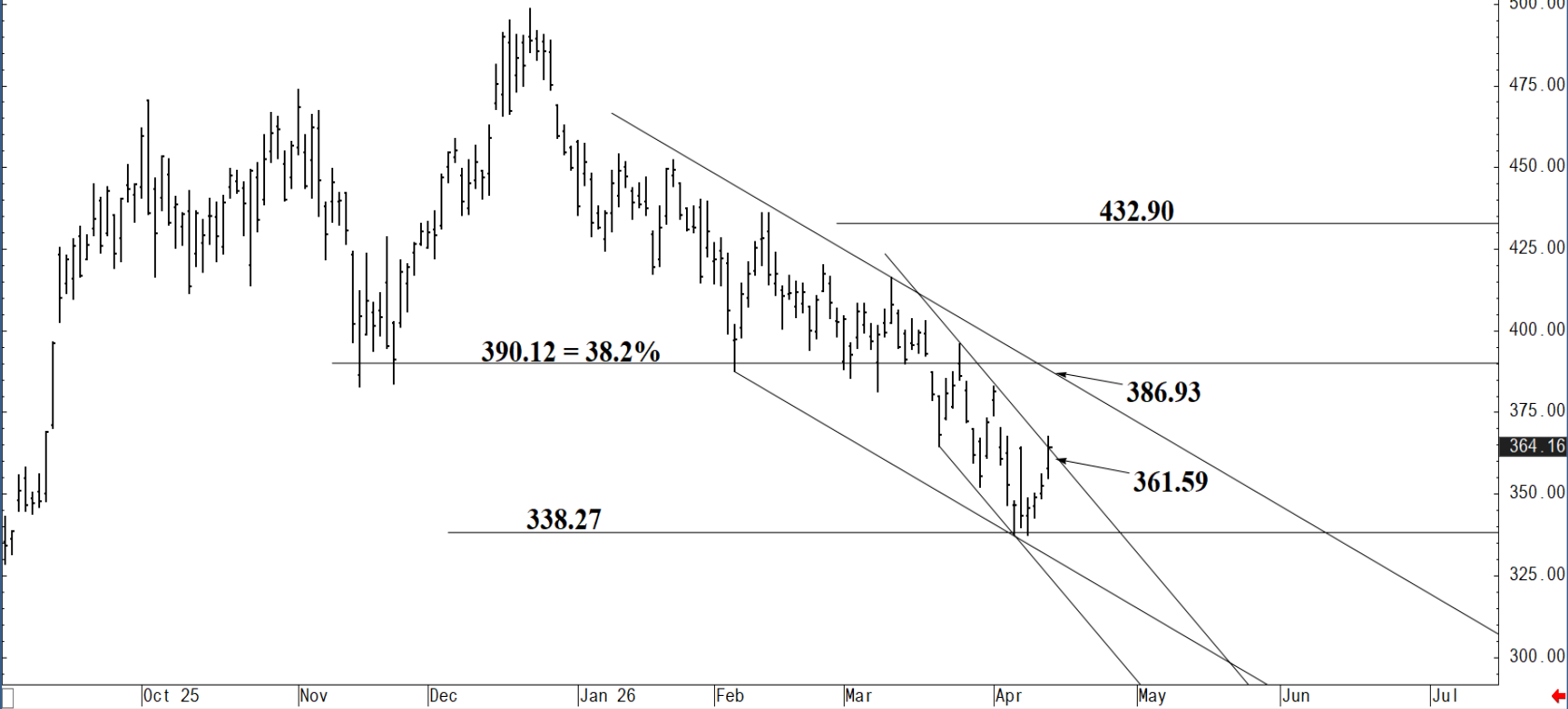
Support and Resistance

- 390.12 *** weekly containment UP**
- 386.93 *** weekly containment**
- 379.15 * minor
- 374.08 * minor
- 367.63 * minor
- 361.59 * session containment**
- 356.54 * minor
- 350.19 * intra-day containment
- 343.89 * minor
- 338.27 **** multi-week contain**
- 334.87 * (1% below 338.27) DP**
- 329.65 * minor
- 325.60 * minor
- 322.96 * session containment**
- 314.66 * minor
- 305.02 * minor
- 299.29 *** weekly containment**



O= 357.67
 H= 367.63
 L= 354.77
 C= 364.16
 Δ= +11.74

Tesla Inc. (TSLA) - daily chart



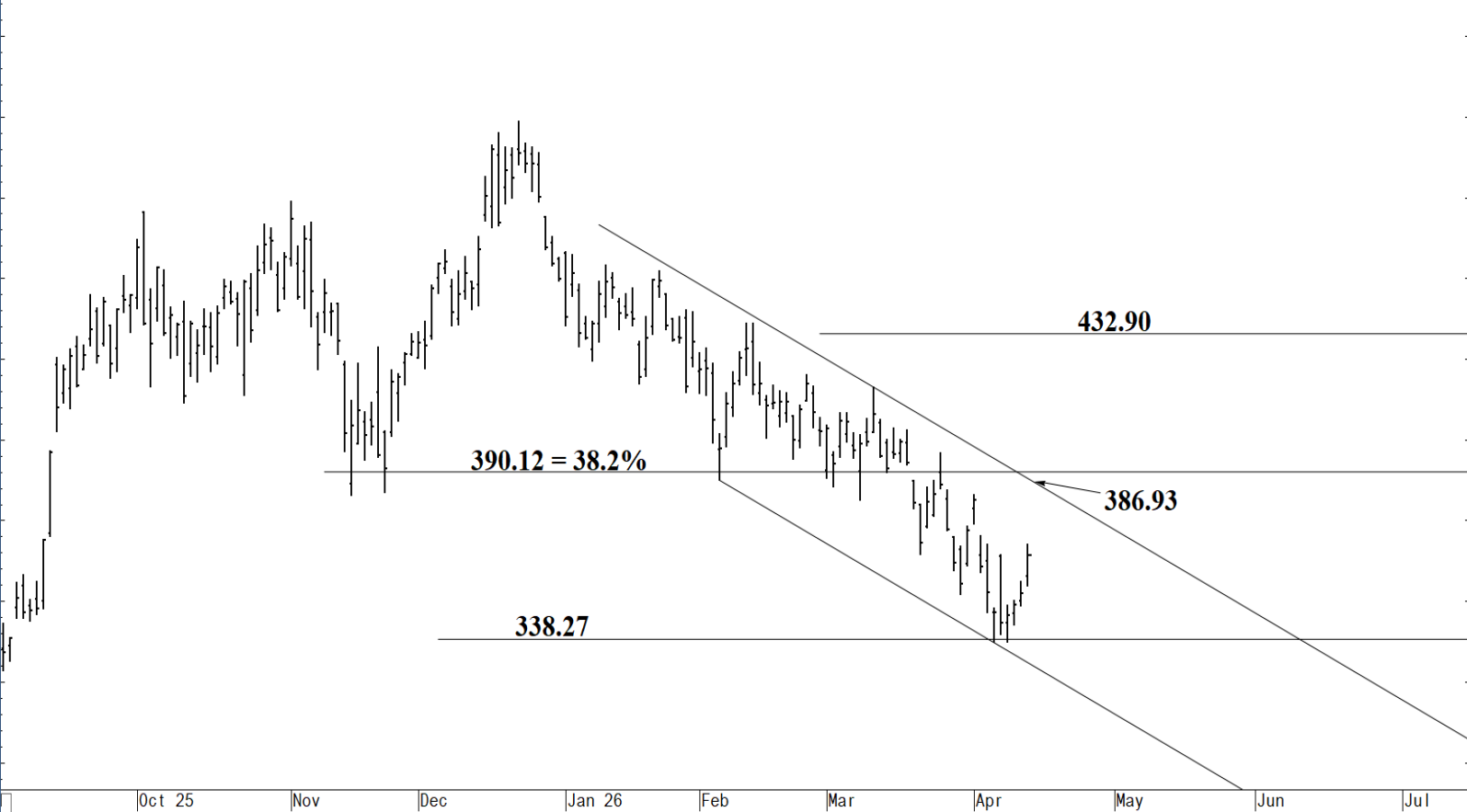
Support and Resistance

- 390.12 *** weekly containment UP**
- 386.93 *** weekly containment**
- 379.15 * minor
- 374.08 * minor
- 367.63 * minor
- 361.59 * session containment**
- 356.54 * minor
- 350.19 * intra-day containment
- 343.89 * minor
- 338.27 **** multi-week contain**
- 334.87 * (1% below 338.27) DP**
- 329.65 * minor
- 325.60 * minor
- 322.96 * session containment**
- 314.66 * minor
- 305.02 * minor
- 299.29 *** weekly containment**



O= 357.67
 H= 367.63
 L= 354.77
 L= 364.16
 Δ= +11.74

Tesla Inc. (TSLA) - daily chart



Support and Resistance

- 550.00 **390.12 *** weekly containment UP**
- 386.93 *** weekly containment**
- 525.00 379.15 * minor
- 374.08 * minor
- 367.63 * minor
- 500.00 **361.59 * session containment**
- 475.00 356.54 * minor
- 350.19 * intra-day containment
- 343.89 * minor
- 450.00 **338.27 **** multi-week contain**
- 334.87 * (1% below 338.27) DP**
- 425.00 329.65 * minor
- 325.60 * minor
- 400.00 **322.96 * session containment**
- 375.00 314.66 * minor
- 305.02 * minor
- 364.16**
- 350.00 **299.29 *** weekly containment**
- 325.00
- 300.00

