




# WICKED STOCKS

DIRECTIONAL CLARITY FOR THE ACTIVE INVESTOR



## Support and Resistance

**391.84 \*\*\* weekly containment UP**  
**390.12 \*\*\* weekly containment**

386.54 \* minor  
 379.15 \* minor  
 374.08 \* minor

**371.48 \* session containment**

367.72 \* minor  
 356.54 \* minor  
 348.06 \* intra-day containment  
 338.89 \* minor

**335.93 \*\*\*\* multi-week contain**  
**332.57 \* (1% below 335.93)**

**322.96 \* session containment DP**

314.66 \* minor  
 305.02 \* minor

**299.29 \*\*\* weekly containment**

O= 363.79  
 H= 364.50  
 L= 339.67  
 Δ= -3.40

# Tesla, Inc (TSLA) - weekly chart



## Support and Resistance

- 391.84 \*\*\* weekly containment UP**
- 390.12 \*\*\* weekly containment**
- 386.54 \* minor
- 379.15 \* minor
- 374.08 \* minor
- 371.48 \* session containment**
- 367.72 \* minor
- 356.54 \* minor
- 348.06 \* intra-day containment
- 338.89 \* minor
- 335.93 \*\*\*\* multi-week contain**
- 332.57 \* (1% below 335.93)**
- 322.96 \* session containment DP**
- 314.66 \* minor
- 305.02 \* minor
- 299.29 \*\*\* weekly containment**



O= 363.79  
 H= 364.50  
 L= 339.67  
 C= 343.25  
 Δ= -3.40

# Tesla, Inc (TSLA) - weekly chart



## Support and Resistance

- 391.84 \*\*\* weekly containment UP**
- 390.12 \*\*\* weekly containment**
- 386.54 \* minor
- 379.15 \* minor
- 374.08 \* minor
- 371.48 \* session containment**
- 367.72 \* minor
- 356.54 \* minor
- 348.06 \* intra-day containment
- 338.89 \* minor
- 335.93 \*\*\*\* multi-week contain**
- 332.57 \* (1% below 335.93)**
- 322.96 \* session containment DP**
- 314.66 \* minor
- 305.02 \* minor
- 299.29 \*\*\* weekly containment**



O= 363.79  
 H= 364.50  
 L= 339.67  
 Δ= -3.40

# Tesla, Inc (TSLA) - weekly chart



## Support and Resistance

- 391.84 \*\*\* weekly containment UP**
- 390.12 \*\*\* weekly containment**
- 386.54 \* minor
- 379.15 \* minor
- 374.08 \* minor
- 371.48 \* session containment**
- 367.72 \* minor
- 356.54 \* minor
- 348.06 \* intra-day containment
- 338.89 \* minor
- 335.93 \*\*\*\* multi-week contain**
- 332.57 \* (1% below 335.93)**
- 322.96 \* session containment DP**
- 314.66 \* minor
- 305.02 \* minor
- 299.29 \*\*\* weekly containment**

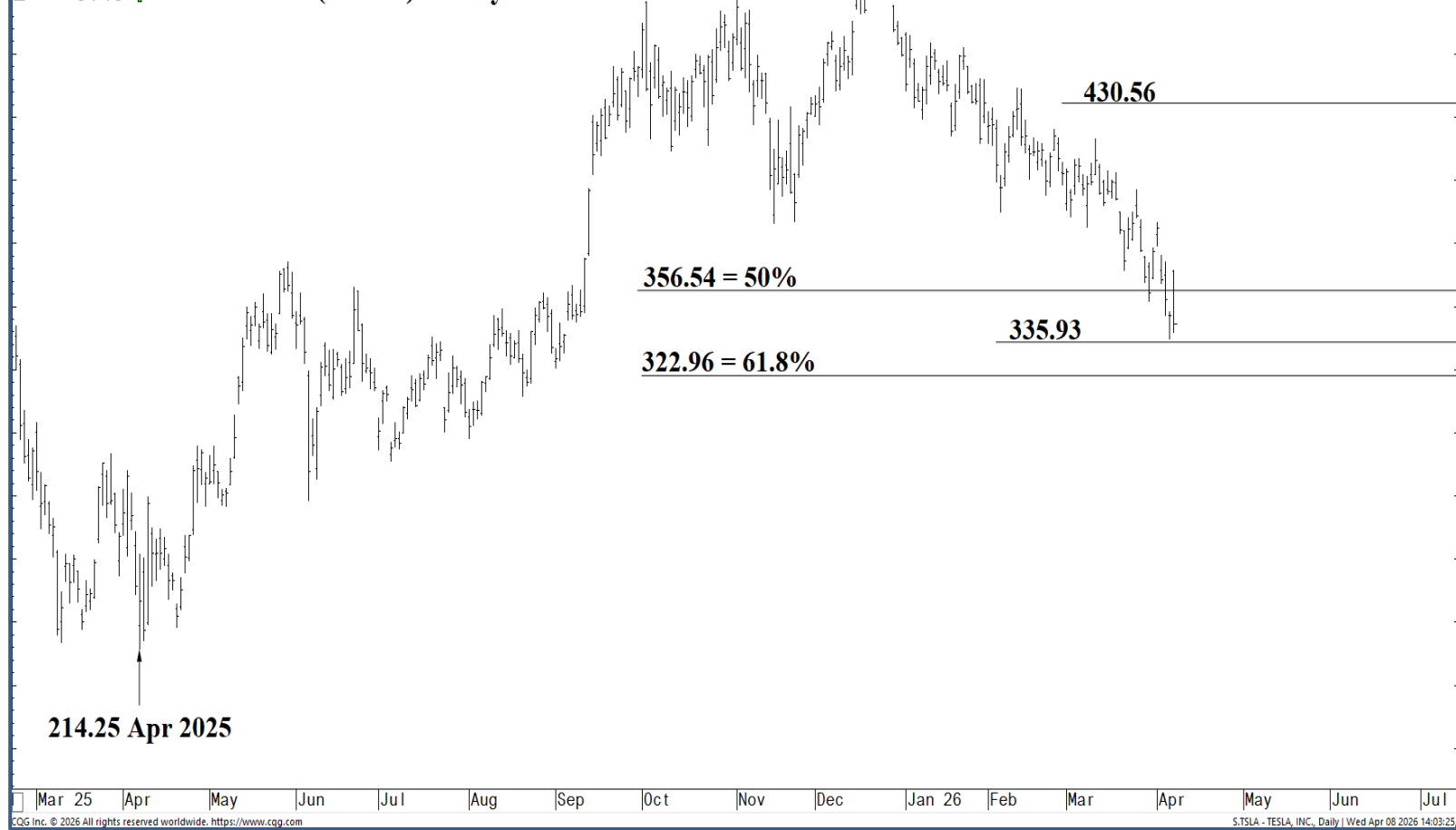
CGG Inc. © 2026 All rights reserved worldwide. <https://www.cgg.com>

S:TSLA - TESLA, INC., Weekly | Wed Apr 08 2026 14:07:22, CGG 26.12.8033



O= 363.79  
 H= 364.50  
 L= 339.67  
 L= 343.25  
 Δ= -3.40

# Tesla Inc. (TSLA) - daily chart



## Support and Resistance

- 391.84 \*\*\* weekly containment UP**
- 390.12 \*\*\* weekly containment**
- 386.54 \* minor
- 379.15 \* minor
- 374.08 \* minor
- 371.48 \* session containment**
- 367.72 \* minor
- 356.54 \* minor
- 348.06 \* intra-day containment
- 338.89 \* minor
- 335.93 \*\*\*\* multi-week contain**
- 332.57 \* (1% below 335.93)**
- 322.96 \* session containment DP**
- 314.66 \* minor
- 305.02 \* minor
- 299.29 \*\*\* weekly containment**



O= 363.79  
 H= 364.50  
 L= 339.67  
 L= 343.25  
 Δ= -3.40

# Tesla Inc. (TSLA) - daily chart



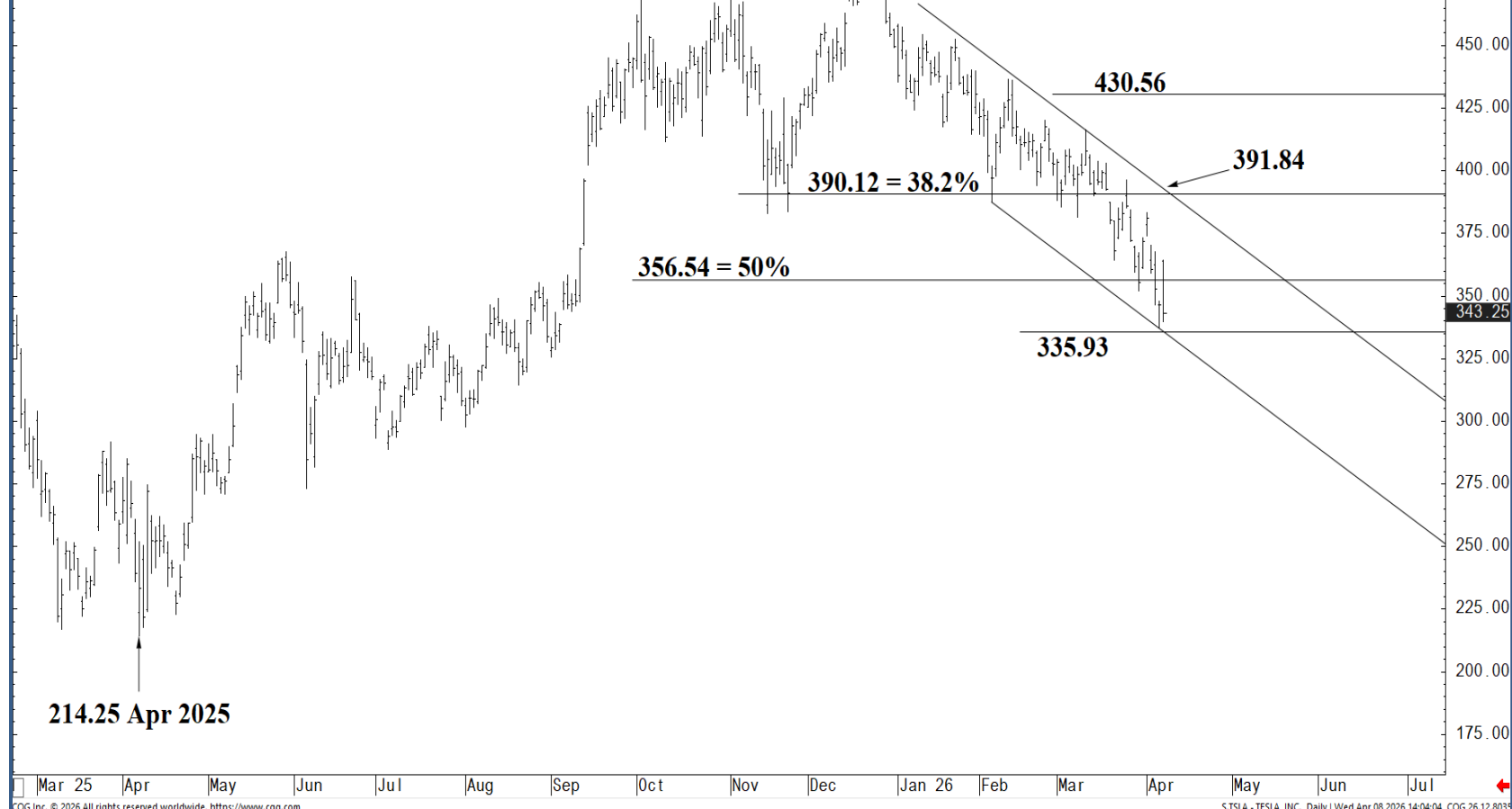
## Support and Resistance

- 391.84 \*\*\* weekly containment UP**
- 390.12 \*\*\* weekly containment**
- 386.54 \* minor
- 379.15 \* minor
- 374.08 \* minor
- 371.48 \* session containment**
- 367.72 \* minor
- 356.54 \* minor
- 348.06 \* intra-day containment
- 338.89 \* minor
- 335.93 \*\*\*\* multi-week contain**
- 332.57 \* (1% below 335.93)**
- 322.96 \* session containment DP**
- 314.66 \* minor
- 305.02 \* minor
- 299.29 \*\*\* weekly containment**



O= 363.79  
 H= 364.50  
 L= 339.67  
 C= 343.25  
 Δ= -3.40

# Tesla Inc. (TSLA) - daily chart



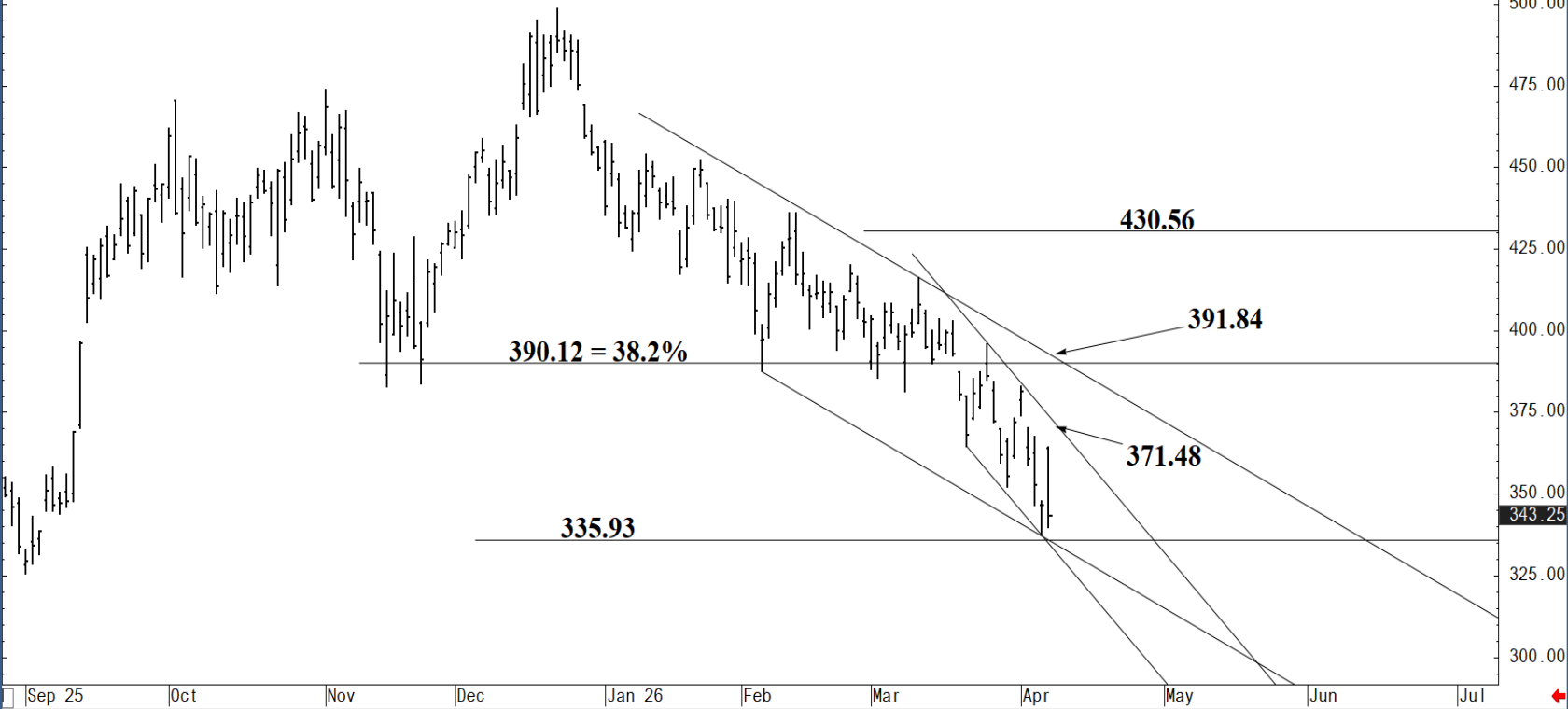
## Support and Resistance

- 391.84 \*\*\* weekly containment UP**
- 390.12 \*\*\* weekly containment**
- 386.54 \* minor
- 379.15 \* minor
- 374.08 \* minor
- 371.48 \* session containment**
- 367.72 \* minor
- 356.54 \* minor
- 348.06 \* intra-day containment
- 338.89 \* minor
- 335.93 \*\*\*\* multi-week contain**
- 332.57 \* (1% below 335.93)**
- 322.96 \* session containment DP**
- 314.66 \* minor
- 305.02 \* minor
- 299.29 \*\*\* weekly containment**



O= 363.79  
 H= 364.50  
 L= 339.67  
 L= 343.25  
 Δ= -3.40

# Tesla Inc. (TSLA) - daily chart



## Support and Resistance

- 391.84 \*\*\* weekly containment UP**
- 390.12 \*\*\* weekly containment**
- 386.54 \* minor
- 379.15 \* minor
- 374.08 \* minor
- 371.48 \* session containment**
- 367.72 \* minor
- 356.54 \* minor
- 348.06 \* intra-day containment
- 338.89 \* minor
- 335.93 \*\*\*\* multi-week contain**
- 332.57 \* (1% below 335.93)**
- 322.96 \* session containment DP**
- 314.66 \* minor
- 305.02 \* minor
- 299.29 \*\*\* weekly containment**



O= 363.79  
 H= 364.50  
 L= 339.67  
 L= 343.25  
 Δ= -3.40

# Tesla Inc. (TSLA) - daily chart



## Support and Resistance

- 550.00 **391.84** \*\*\* weekly containment UP
- 525.00 **390.12** \*\*\* weekly containment
- 386.54 \* minor
- 379.15 \* minor
- 374.08 \* minor
- 500.00 **371.48** \* session containment
- 367.72 \* minor
- 475.00 356.54 \* minor
- 348.06 \* intra-day containment
- 338.89 \* minor
- 450.00 **335.93** \*\*\*\* multi-week contain
- 332.57** \* (1% below 335.93)
- 425.00 **322.96** \* session containment DP
- 314.66 \* minor
- 305.02 \* minor
- 375.00 **299.29** \*\*\* weekly containment
- 350.00
- 343.25
- 325.00

