




WICKED STOCKS

DIRECTIONAL CLARITY FOR THE ACTIVE INVESTOR



Support and Resistance

- 435.24 **** multi-week contain**
- 428.27 * minor
- 424.06 * minor
- 418.04 * intra-day containment
- 412.15 * minor
- 409.43 * minor
- 403.84 * session containment UP**
- 400.09 * minor
- 394.41 * minor
- 390.60 * minor
- 385.22 * minor
- 380.80 *** weekly containment**
- 377.02 * minor
- 373.26 * minor
- 364.76 * session containment**
- 357.22 * minor
- 351.69 * minor
- 347.52 * minor
- 343.89 * minor
- 340.61 **** multi-week contain**
- 337.20 * (1% below 340.61) DP**

O= 393.00
 H= 393.95
 L= 385.22
 L= 386.39
 Δ= -6.11

Tesla, Inc (TSLA) - weekly chart



Support and Resistance

- 435.24 **** multi-week contain**
- 428.27 * minor
- 424.06 * minor
- 418.04 * intra-day containment
- 412.15 * minor
- 409.43 * minor
- 403.84 * session containment UP**
- 400.09 * minor
- 394.41 * minor
- 390.60 * minor
- 385.22 * minor
- 380.80 *** weekly containment**
- 377.02 * minor
- 373.26 * minor
- 364.76 * session containment**
- 357.22 * minor
- 351.69 * minor
- 347.52 * minor
- 343.89 * minor
- 340.61 **** multi-week contain**
- 337.20 * (1% below 340.61) DP**



O= 393.00
 H= 393.95
 L= 385.22
 C= 386.39
 Δ= -6.11

Tesla, Inc (TSLA) - weekly chart



Support and Resistance

- 435.24 **** multi-week contain**
- 428.27 * minor
- 424.06 * minor
- 418.04 * intra-day containment
- 412.15 * minor
- 409.43 * minor
- 403.84 * session containment UP**
- 400.09 * minor
- 394.41 * minor
- 390.60 * minor
- 385.22 * minor
- 386.39**
- 380.80 *** weekly containment**
- 377.02 * minor
- 373.26 * minor
- 364.76 * session containment**
- 357.22 * minor
- 351.69 * minor
- 347.52 * minor
- 343.89 * minor
- 340.61 **** multi-week contain**
- 337.20 * (1% below 340.61) DP**



O= 393.00
 H= 393.95
 L= 385.22
 L= 386.39
 Δ= -6.11

Tesla, Inc (TSLA) - weekly chart



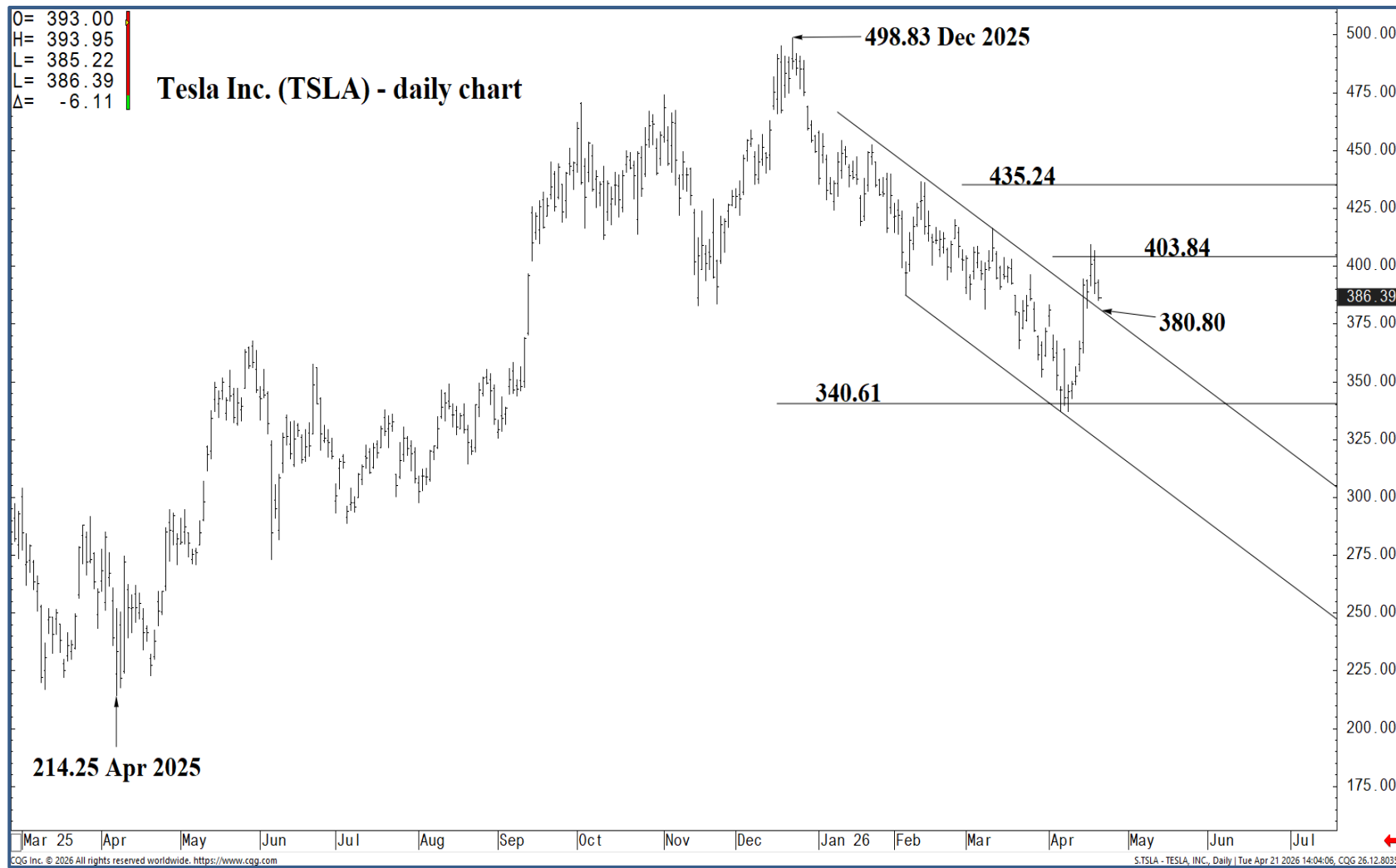
Support and Resistance

- 435.24 **** multi-week contain**
- 428.27 * minor
- 424.06 * minor
- 418.04 * intra-day containment
- 412.15 * minor
- 409.43 * minor
- 403.84 * session containment UP**
- 400.09 * minor
- 394.41 * minor
- 390.60 * minor
- 385.22 * minor
- 380.80 *** weekly containment**
- 377.02 * minor
- 373.26 * minor
- 364.76 * session containment**
- 357.22 * minor
- 351.69 * minor
- 347.52 * minor
- 343.89 * minor
- 340.61 **** multi-week contain**
- 337.20 * (1% below 340.61) DP**



O= 393.00
 H= 393.95
 L= 385.22
 C= 386.39
 Δ= -6.11

Tesla Inc. (TSLA) - daily chart



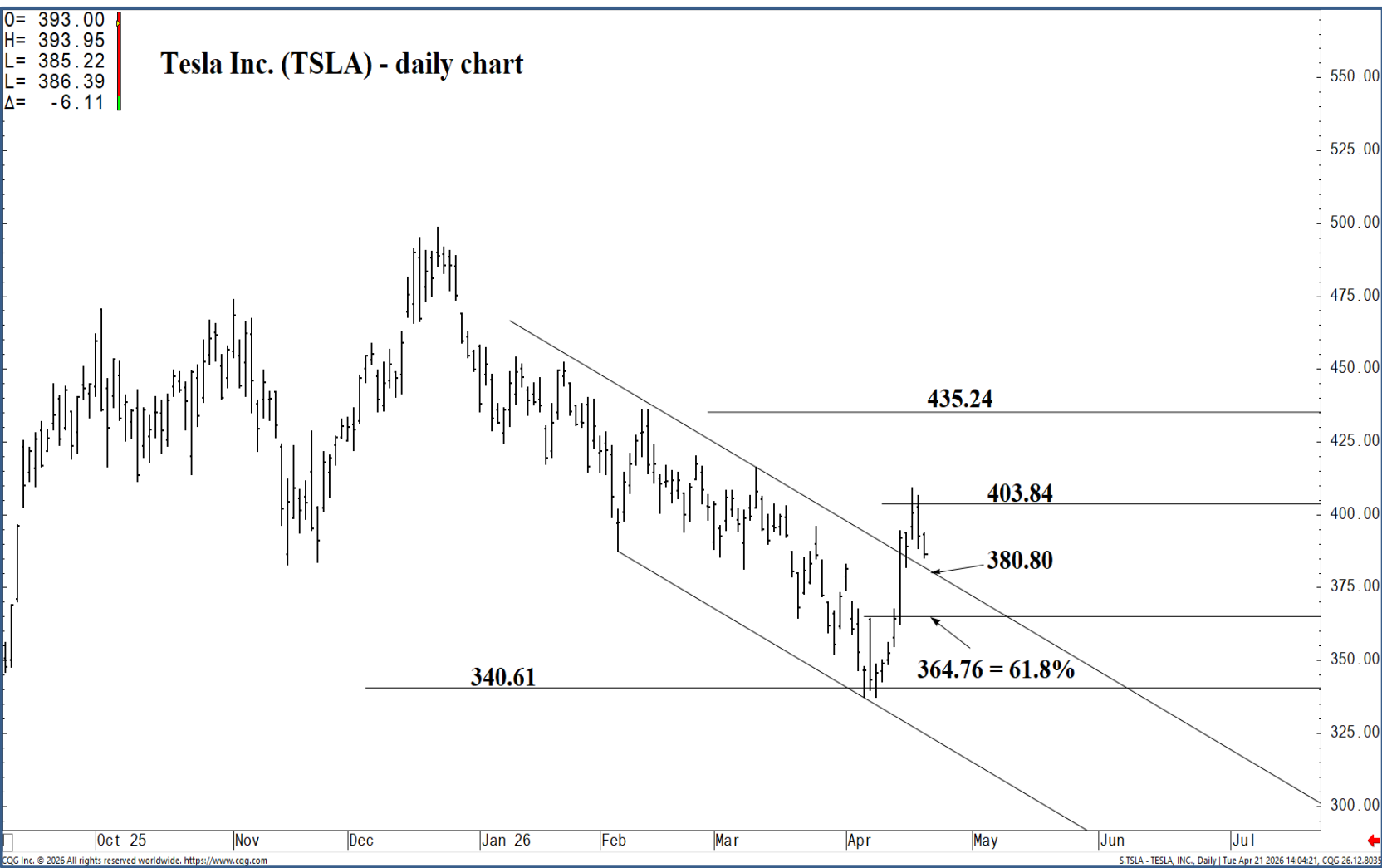
Support and Resistance

- 435.24 **** multi-week contain**
- 428.27 * minor
- 424.06 * minor
- 418.04 * intra-day containment
- 412.15 * minor
- 409.43 * minor
- 403.84 * session containment UP**
- 400.09 * minor
- 394.41 * minor
- 390.60 * minor
- 385.22 * minor
- 380.80 *** weekly containment**
- 377.02 * minor
- 373.26 * minor
- 364.76 * session containment**
- 357.22 * minor
- 351.69 * minor
- 347.52 * minor
- 343.89 * minor
- 340.61 **** multi-week contain**
- 337.20 * (1% below 340.61) DP**



O= 393.00
 H= 393.95
 L= 385.22
 L= 386.39
 Δ= -6.11

Tesla Inc. (TSLA) - daily chart



Support and Resistance

- 435.24 **** multi-week contain**
- 428.27 * minor
- 424.06 * minor
- 418.04 * intra-day containment
- 412.15 * minor
- 500.00 409.43 * minor
- 403.84 * session containment UP**
- 400.09 * minor
- 394.41 * minor
- 390.60 * minor
- 385.22 * minor
- 380.80 *** weekly containment**
- 377.02 * minor
- 373.26 * minor
- 364.76 * session containment**
- 357.22 * minor
- 351.69 * minor
- 347.52 * minor
- 343.89 * minor
- 340.61 **** multi-week contain**
- 337.20 * (1% below 340.61) DP**



O= 393.00
 H= 393.95
 L= 385.22
 L= 386.39
 Δ= -6.11

Tesla Inc. (TSLA) - daily chart



Support and Resistance

- 435.24 **** multi-week contain**
- 428.27 * minor
- 424.06 * minor
- 418.04 * intra-day containment
- 412.15 * minor
- 409.43 * minor
- 403.84 * session containment UP**
- 400.09 * minor
- 394.41 * minor
- 390.60 * minor
- 385.22 * minor
- 380.80 *** weekly containment**
- 377.02 * minor
- 373.26 * minor
- 364.76 * session containment**
- 357.22 * minor
- 351.69 * minor
- 347.52 * minor
- 343.89 * minor
- 340.61 **** multi-week contain**
- 337.20 * (1% below 340.61) DP**



O= 393.00
H= 393.95
L= 385.22
L= 386.39
Δ= -6.11

Tesla Inc. (TSLA) - daily chart



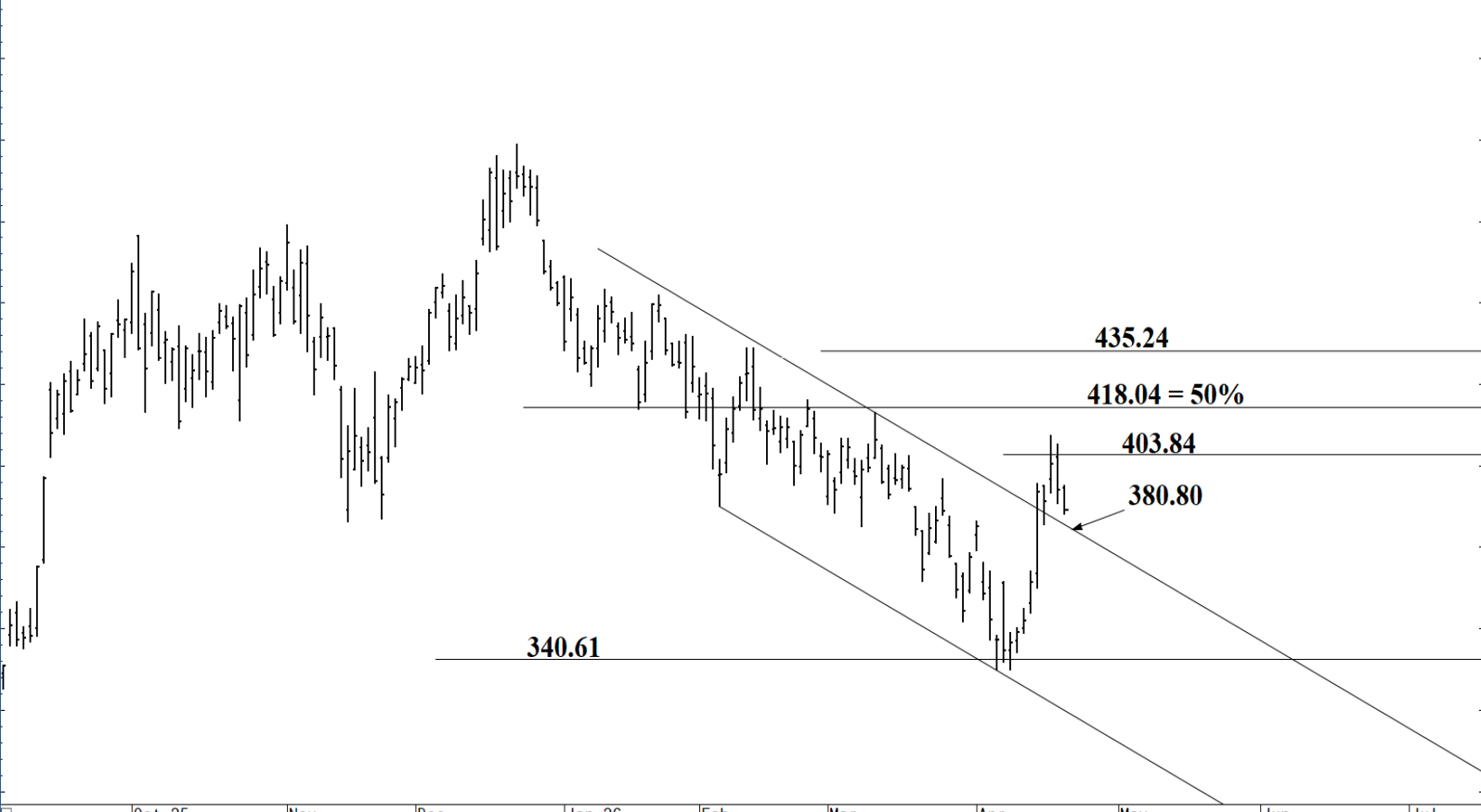
Support and Resistance

- 435.24 **** multi-week contain**
- 428.27 * minor
- 424.06 * minor
- 418.04 * intra-day containment
- 412.15 * minor
- 409.43 * minor
- 403.84 * session containment UP**
- 400.09 * minor
- 394.41 * minor
- 390.60 * minor
- 385.22 * minor
- 380.80 *** weekly containment**
- 377.02 * minor
- 373.26 * minor
- 364.76 * session containment**
- 357.22 * minor
- 351.69 * minor
- 347.52 * minor
- 343.89 * minor
- 340.61 **** multi-week contain**
- 337.20 * (1% below 340.61) DP**



O= 393.00
 H= 393.95
 L= 385.22
 L= 386.39
 Δ= -6.11

Tesla Inc. (TSLA) - daily chart



550.00
 525.00
 500.00
 475.00
 450.00
 425.00
 400.00
 386.39
 375.00
 350.00
 325.00
 300.00

Support and Resistance

- 435.24** **** multi-week contain
- 428.27 * minor
- 424.06 * minor
- 418.04 * intra-day containment
- 412.15 * minor
- 409.43 * minor
- 403.84** * session containment UP
- 400.09 * minor
- 394.41 * minor
- 390.60 * minor
- 385.22 * minor
- 380.80** *** weekly containment
- 377.02 * minor
- 373.26 * minor
- 364.76** * session containment
- 357.22 * minor
- 351.69 * minor
- 347.52 * minor
- 343.89 * minor
- 340.61** **** multi-week contain
- 337.20** * (1% below 340.61) DP

Oct 25 | Nov | Dec | Jan 26 | Feb | Mar | Apr | May | Jun | Jul

CGI Inc. © 2026 All rights reserved worldwide. <https://www.cgi.com> 5.TSLA - TESLA, INC., Daily | Tue Apr 21 2026 14:04:48, CGI 26.12.8039

