




WICKED STOCKS

DIRECTIONAL CLARITY FOR THE ACTIVE INVESTOR



Support and Resistance

- 406.23** * session containment
- 400.99 * minor
- 393.71 * minor
- 391.35** *** weekly containment UP
- 385.01 * minor
- 380.35 * minor
- 376.60 * minor
- 371.87 * intra-day containment
- 367.29 * minor
- 359.02 * minor
- 356.54** *** weekly containment DP
- 350.77 * minor
- 346.97 * minor
- 345.41 * intra-day containment
- 338.89 * minor
- 333.59** **** multi-week contain
- 330.25** * 1% below 333.59
- 328.51 * minor
- 325.62 * minor
- 322.96** * session containment

O= 361.51
 H= 373.33
 L= 361.00
 L= 371.75
 Δ= +16.47

Tesla, Inc (TSLA) - weekly chart



Support and Resistance

- 406.23 * session containment
- 400.99 * minor
- 393.71 * minor
- 391.35 *** weekly containment UP
- 385.01 * minor
- 380.35 * minor
- 376.60 * minor
- 371.87 * intra-day containment
- 367.29 * minor
- 359.02 * minor
- 356.54 *** weekly containment DP
- 350.77 * minor
- 346.97 * minor
- 345.41 * intra-day containment
- 338.89 * minor
- 333.59 **** multi-week contain
- 330.25 * 1% below 333.59
- 328.51 * minor
- 325.62 * minor
- 322.96 * session containment



O= 361.51
 H= 373.33
 L= 361.00
 L= 371.75
 Δ= +16.47

Tesla, Inc (TSLA) - weekly chart



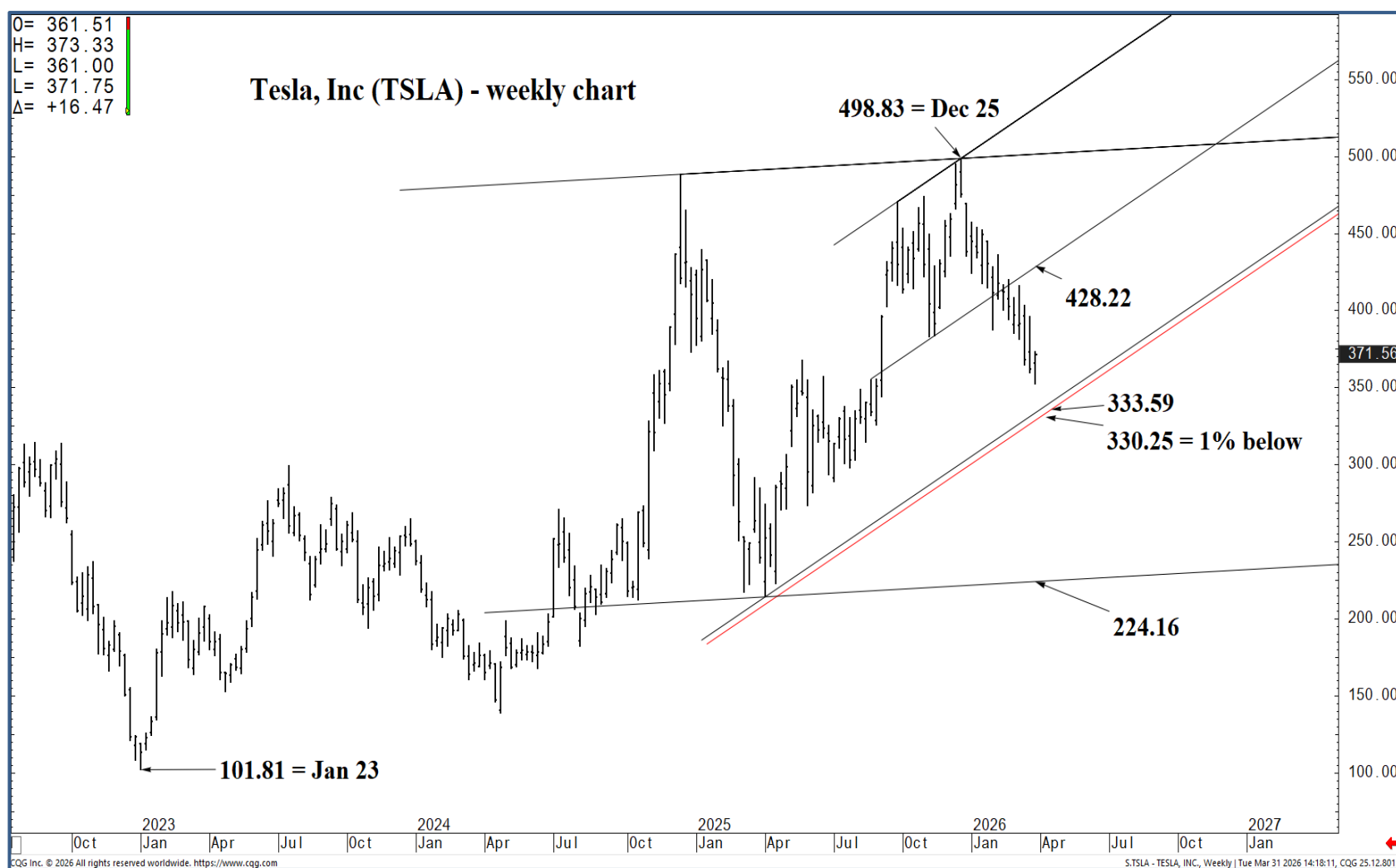
Support and Resistance

- 406.23 * session containment**
- 400.99 * minor
- 393.71 * minor
- 391.35 *** weekly containment UP**
- 385.01 * minor
- 380.35 * minor
- 376.60 * minor
- 371.87 * intra-day containment
- 367.29 * minor
- 359.02 * minor
- 371.56**
- 356.54 *** weekly containment DP**
- 350.77 * minor
- 346.97 * minor
- 345.41 * intra-day containment
- 338.89 * minor
- 333.59 **** multi-week contain**
- 330.25 * 1% below 333.59**
- 328.51 * minor
- 325.62 * minor
- 322.96 * session containment**



O= 361.51
 H= 373.33
 L= 361.00
 C= 371.75
 Δ= +16.47

Tesla, Inc (TSLA) - weekly chart



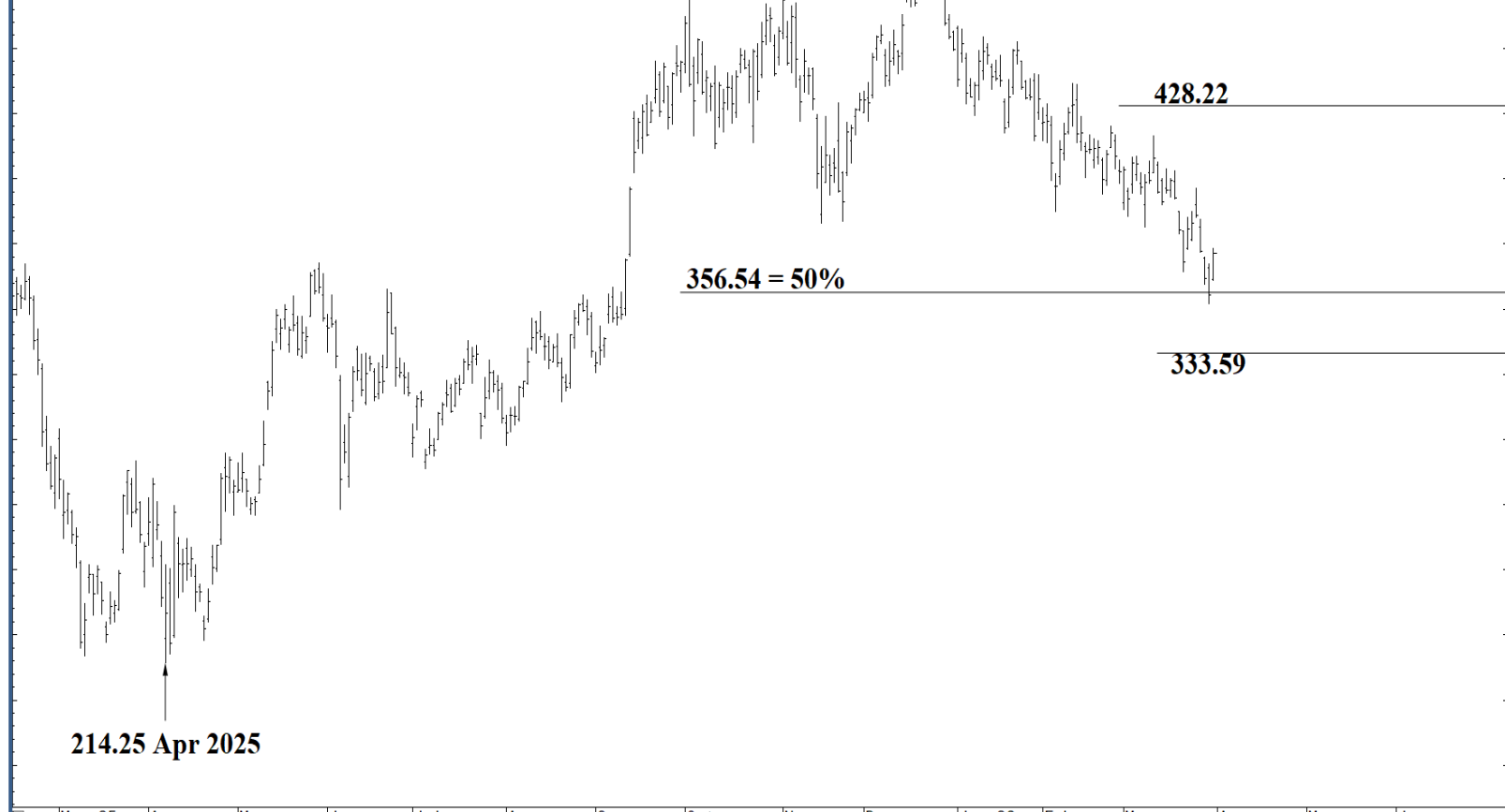
Support and Resistance

- 406.23 * session containment**
- 400.99 * minor
- 393.71 * minor
- 391.35 *** weekly containment UP**
- 385.01 * minor
- 380.35 * minor
- 376.60 * minor
- 371.87 * intra-day containment
- 367.29 * minor
- 359.02 * minor
- 356.54 *** weekly containment DP**
- 350.77 * minor
- 346.97 * minor
- 345.41 * intra-day containment
- 338.89 * minor
- 333.59 **** multi-week contain**
- 330.25 * 1% below 333.59**
- 328.51 * minor
- 325.62 * minor
- 322.96 * session containment**



O= 361.51
 H= 373.33
 L= 361.00
 L= 371.75
 Δ= +16.47

Tesla Inc. (TSLA) - daily chart



500.00
 475.00
 450.00
 425.00
 400.00
 375.00
 350.00
 325.00
 300.00
 275.00
 250.00
 225.00
 200.00
 175.00

Support and Resistance

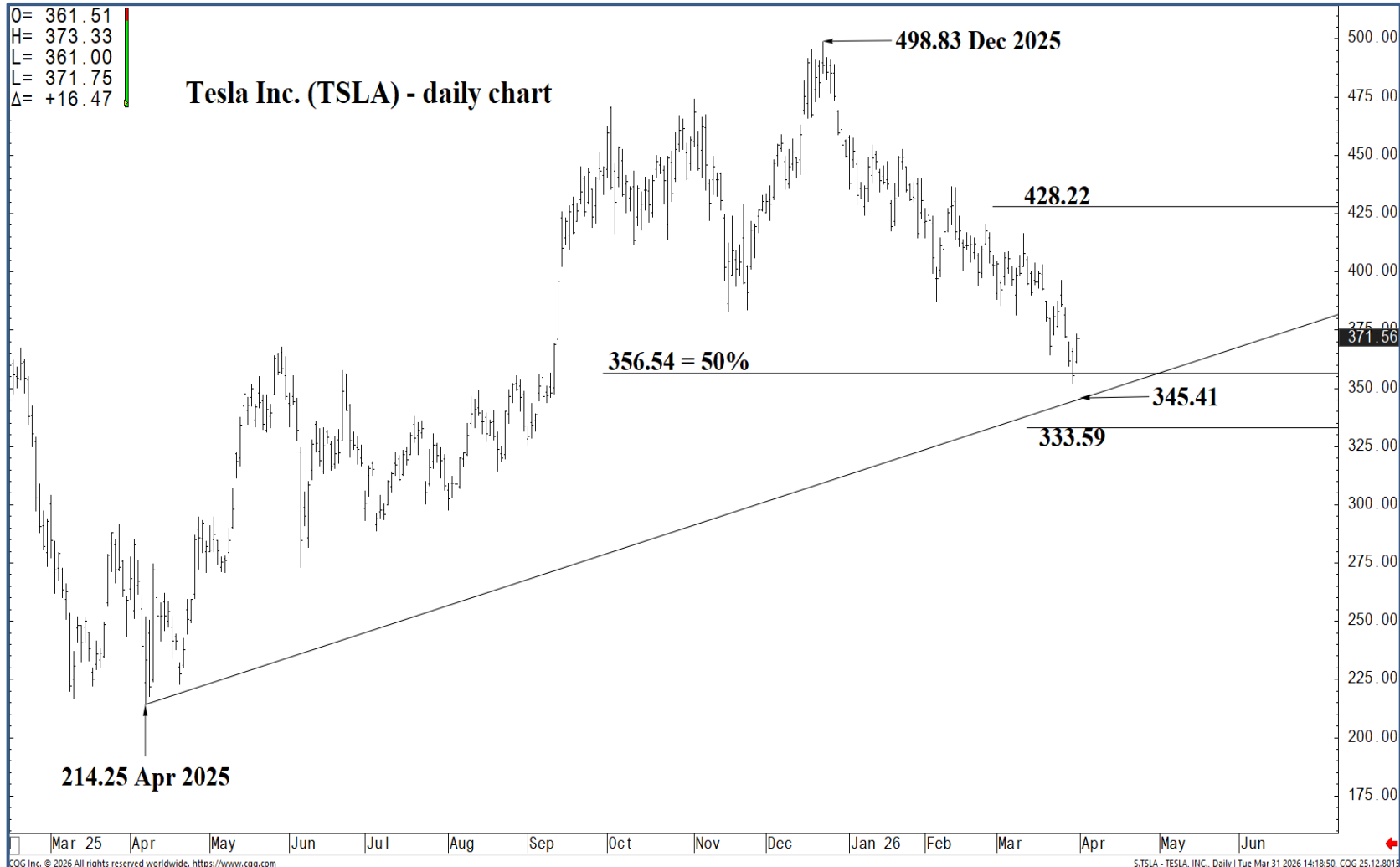
- 406.23 * session containment**
- 400.99 * minor
- 393.71 * minor
- 391.35 *** weekly containment UP**
- 385.01 * minor
- 380.35 * minor
- 376.60 * minor
- 371.87 * intra-day containment
- 367.29 * minor
- 359.02 * minor
- 356.54 *** weekly containment DP**
- 350.77 * minor
- 346.97 * minor
- 345.41 * intra-day containment
- 338.89 * minor
- 333.59 **** multi-week contain**
- 330.25 * 1% below 333.59**
- 328.51 * minor
- 325.62 * minor
- 322.96 * session containment**

Mar 25 Apr May Jun Jul Aug Sep Oct Nov Dec Jan 26 Feb Mar Apr May Jun
CGG Inc. © 2026 All rights reserved worldwide. <https://www.cgg.com> S:TSLA - TESLA, INC., Daily | Tue Mar 31 2026 14:19:04, CQG 25.12.8015



O= 361.51
 H= 373.33
 L= 361.00
 L= 371.75
 Δ= +16.47

Tesla Inc. (TSLA) - daily chart



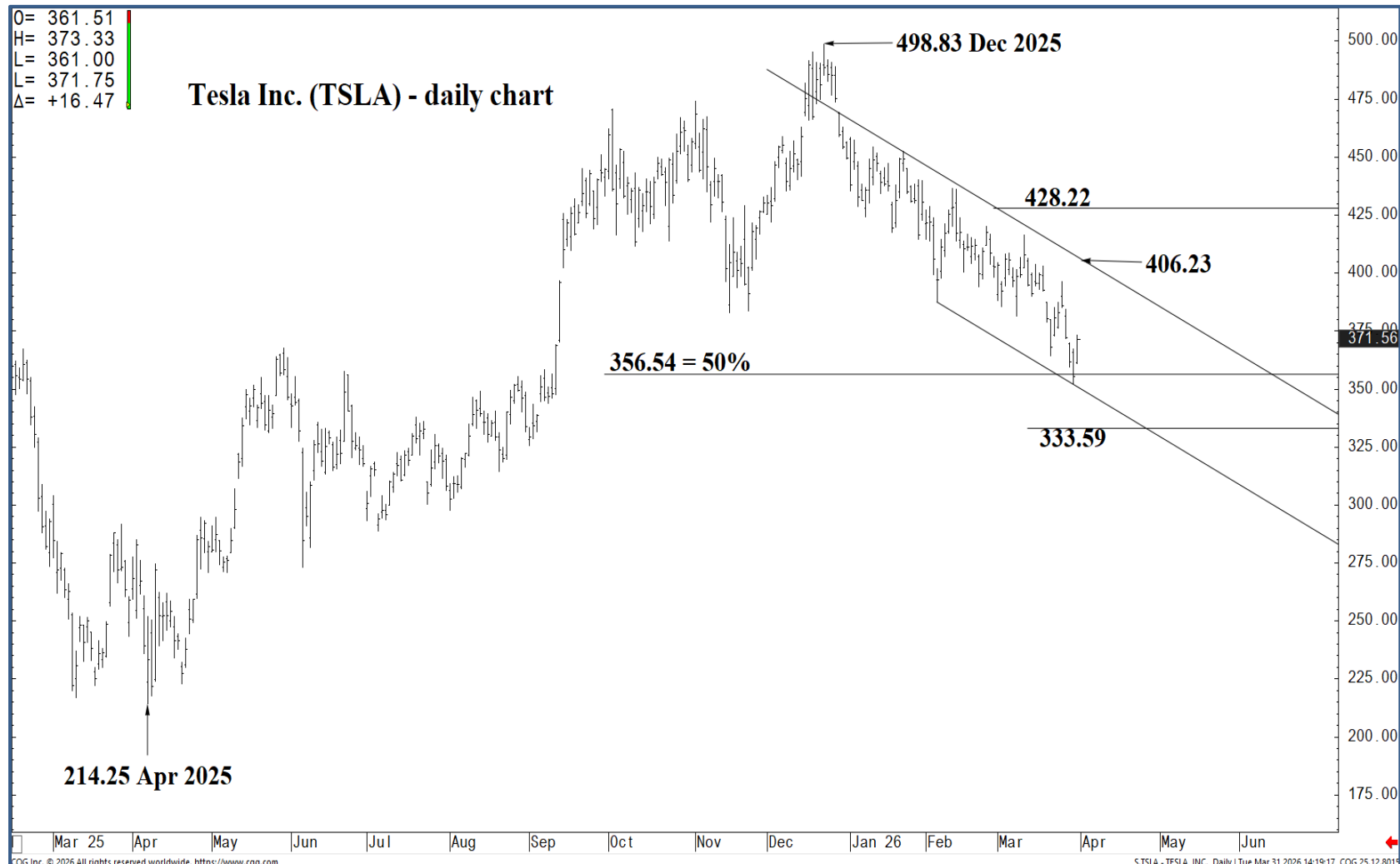
Support and Resistance

- 406.23 * session containment**
- 400.99 * minor
- 393.71 * minor
- 391.35 *** weekly containment UP**
- 385.01 * minor
- 380.35 * minor
- 376.60 * minor
- 371.87 * intra-day containment
- 367.29 * minor
- 359.02 * minor
- 356.54 *** weekly containment DP**
- 350.77 * minor
- 346.97 * minor
- 345.41 * intra-day containment
- 338.89 * minor
- 333.59 **** multi-week contain**
- 330.25 * 1% below 333.59**
- 328.51 * minor
- 325.62 * minor
- 322.96 * session containment**



O= 361.51
H= 373.33
L= 361.00
L= 371.75
Δ= +16.47

Tesla Inc. (TSLA) - daily chart



Support and Resistance

- 406.23 * session containment**
- 400.99 * minor
- 393.71 * minor
- 391.35 *** weekly containment UP**
- 385.01 * minor
- 380.35 * minor
- 376.60 * minor
- 371.87 * intra-day containment
- 367.29 * minor
- 359.02 * minor
- 356.54 *** weekly containment DP**
- 350.77 * minor
- 346.97 * minor
- 345.41 * intra-day containment
- 338.89 * minor
- 333.59 **** multi-week contain**
- 330.25 * 1% below 333.59**
- 328.51 * minor
- 325.62 * minor
- 322.96 * session containment**



O= 361.51
 H= 373.33
 L= 361.00
 C= 371.75
 Δ= +16.47

Tesla Inc. (TSLA) - daily chart

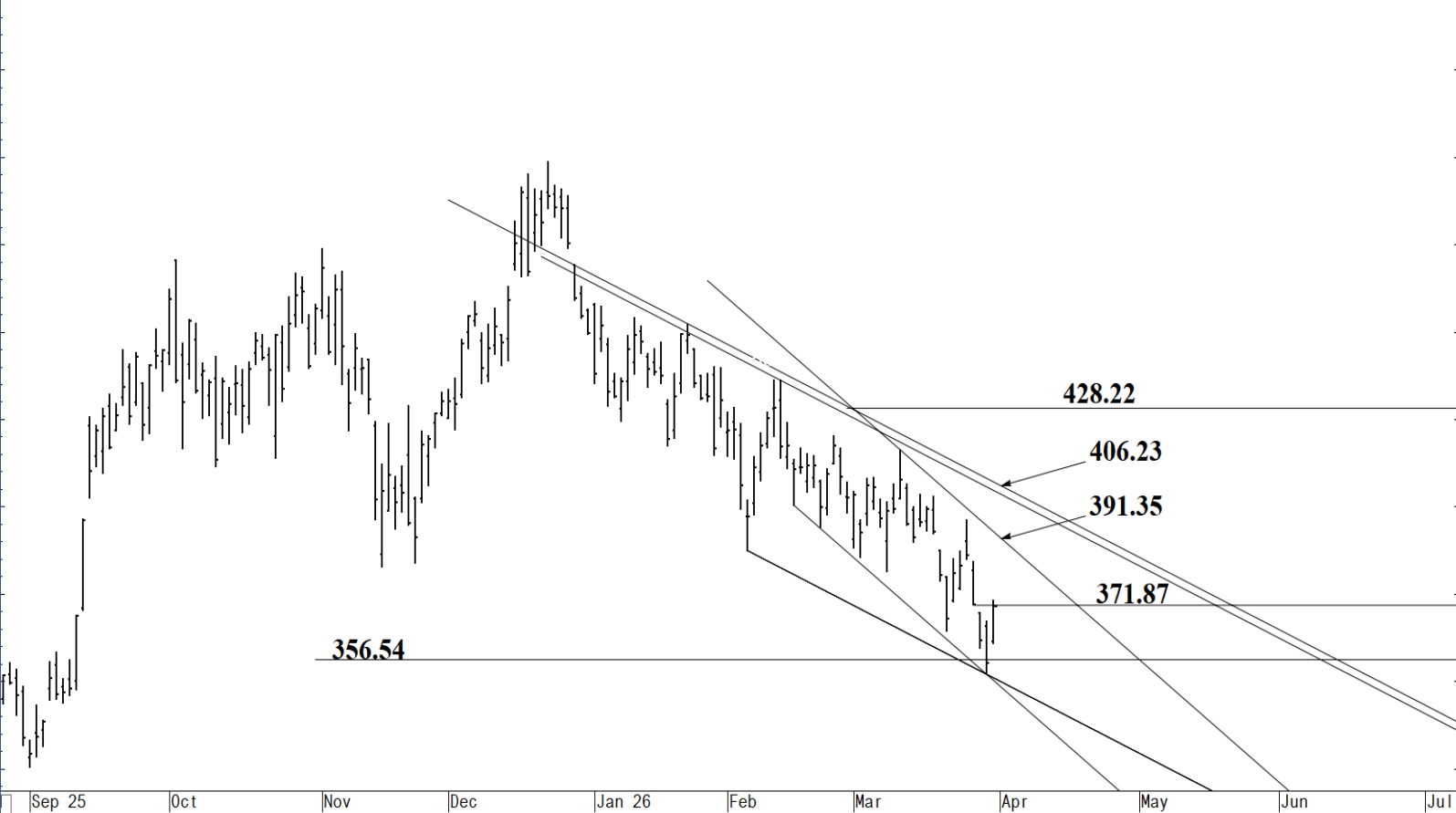


Support and Resistance

- 406.23 * session containment**
- 400.99 * minor
- 393.71 * minor
- 391.35 *** weekly containment UP**
- 385.01 * minor
- 380.35 * minor
- 376.60 * minor
- 371.87 * intra-day containment
- 367.29 * minor
- 359.02 * minor
- 356.54 *** weekly containment DP**
- 350.77 * minor
- 346.97 * minor
- 345.41 * intra-day containment
- 338.89 * minor
- 333.59 **** multi-week contain**
- 330.25 * 1% below 333.59**
- 328.51 * minor
- 325.62 * minor
- 322.96 * session containment**

O= 361.51
 H= 373.33
 L= 361.00
 C= 371.75
 Δ= +16.47

Tesla Inc. (TSLA) - daily chart



Support and Resistance

- 406.23** * session containment
- 400.99 * minor
- 393.71 * minor
- 391.35** *** weekly containment UP
- 385.01 * minor
- 380.35 * minor
- 376.60 * minor
- 371.87 * intra-day containment
- 367.29 * minor
- 359.02 * minor
- 356.54** *** weekly containment DP
- 350.77 * minor
- 346.97 * minor
- 345.41 * intra-day containment
- 338.89 * minor
- 333.59** **** multi-week contain
- 330.25** * 1% below 333.59
- 328.51 * minor
- 325.62 * minor
- 322.96** * session containment

