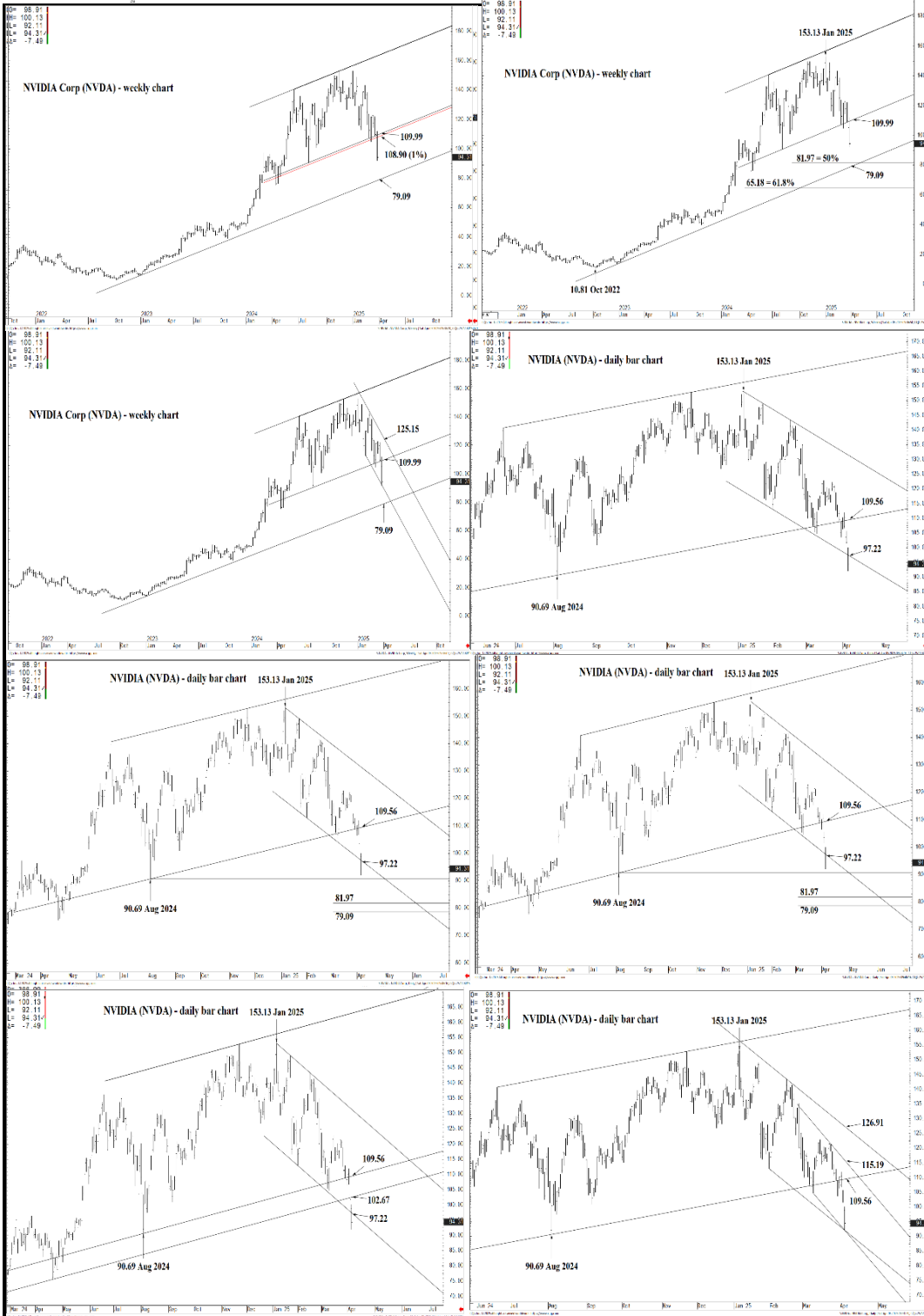




WICKED STOCKS

DIRECTIONAL CLARITY FOR THE ACTIVE INVESTOR



Support and Resistance

- 109.99 ***** Annual contain**
- 108.90 * 1% below 109.99 - DP**
- 106.79 * minor
- 105.63 * minor
- 102.67 * intra-day containment
- 101.60 * minor
- 100.13 * minor
- 98.18 * minor
- 97.22 * session containment**
- 96.38 * minor
- 94.31 * minor
- 93.24 * minor
- 92.11 * minor
- 90.69 * intra-day containment
- 88.81 * minor
- 85.81 * minor
- 83.18 * minor
- 81.97 ***** multi-week contain**
- 79.09 ***** multi-week contain**

O= 98.91
 H= 100.13
 L= 92.11
 L= 94.31✓
 Δ= -7.49

NVIDIA Corp (NVDA) - weekly chart



Support and Resistance

109.99 ***** Annual contain
108.90 * 1% below 109.99 - DP

106.79 * minor
 105.63 * minor
 102.67 * intra-day containment
 101.60 * minor
 100.13 * minor
 98.18 * minor

97.22 * session containment

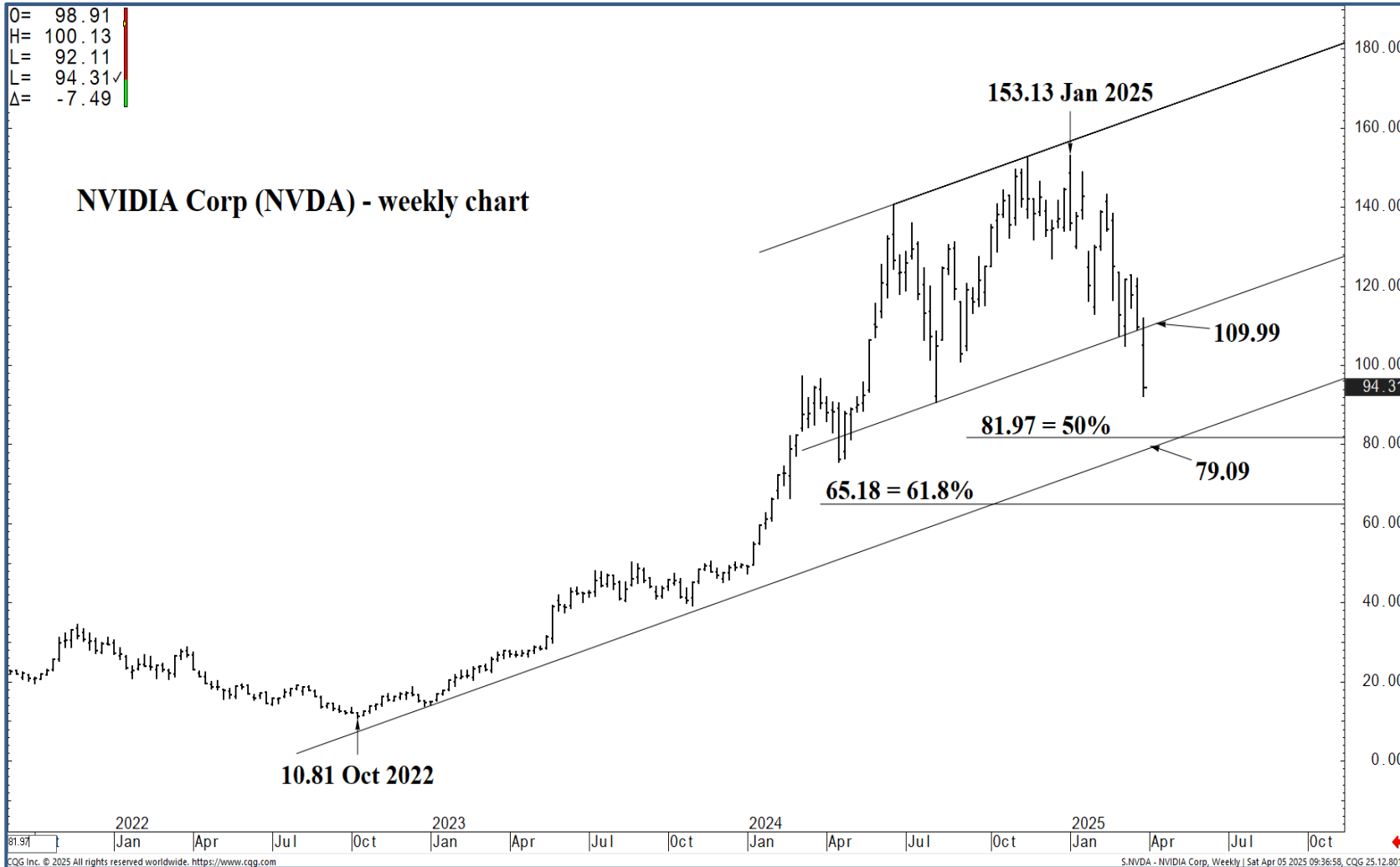
96.38 * minor
 94.31 * minor
 93.24 * minor
 92.11 * minor
 90.69 * intra-day containment
 88.81 * minor
 85.81 * minor
 83.18 * minor

81.97 ***** multi-week contain
79.09 ***** multi-week contain



O= 98.91
 H= 100.13
 L= 92.11
 L= 94.31✓
 Δ= -7.49

NVIDIA Corp (NVDA) - weekly chart



Support and Resistance

109.99 *** Annual contain**
108.90 * 1% below 109.99 - DP

- 106.79 * minor
- 105.63 * minor
- 102.67 * intra-day containment
- 101.60 * minor
- 100.13 * minor
- 98.18 * minor

97.22 * session containment

- 96.38 * minor
- 94.31 * minor
- 93.24 * minor
- 92.11 * minor
- 90.69 * intra-day containment
- 88.81 * minor
- 85.81 * minor
- 83.18 * minor

81.97 *** multi-week contain**

79.09 *** multi-week contain**



O= 98.91
 H= 100.13
 L= 92.11
 L= 94.31✓
 Δ= -7.49

NVIDIA Corp (NVDA) - weekly chart



Support and Resistance

- 109.99** ***** Annual contain
- 108.90** * 1% below 109.99 - DP
- 106.79 * minor
- 105.63 * minor
- 102.67 * intra-day containment
- 101.60 * minor
- 100.13 * minor
- 98.18 * minor
- 97.22** * session containment
- 96.38 * minor
- 94.31 * minor
- 93.24 * minor
- 92.11 * minor
- 90.69 * intra-day containment
- 88.81 * minor
- 85.81 * minor
- 83.18 * minor
- 81.97** ***** multi-week contain
- 79.09** ***** multi-week contain



O= 98.91
 H= 100.13
 L= 92.11
 L= 94.31 ✓
 Δ= -7.49

NVIDIA (NVDA) - daily bar chart

153.13 Jan 2025

90.69 Aug 2024

109.56

97.22

170.00
165.00
160.00
155.00
150.00
145.00
140.00
135.00
130.00
125.00
120.00
115.00
110.00
105.00
100.00
95.00
90.00
85.00
80.00
75.00
70.00

Support and Resistance

- 109.99** ***** Annual contain
- 108.90** * 1% below 109.99 - DP
- 106.79 * minor
- 105.63 * minor
- 102.67 * intra-day containment
- 101.60 * minor
- 100.13 * minor
- 98.18 * minor
- 97.22** * session containment
- 96.38 * minor
- 94.31 * minor
- 93.24 * minor
- 92.11 * minor
- 90.69 * intra-day containment
- 88.81 * minor
- 85.81 * minor
- 83.18 * minor
- 81.97** ***** multi-week contain
- 79.09** ***** multi-week contain

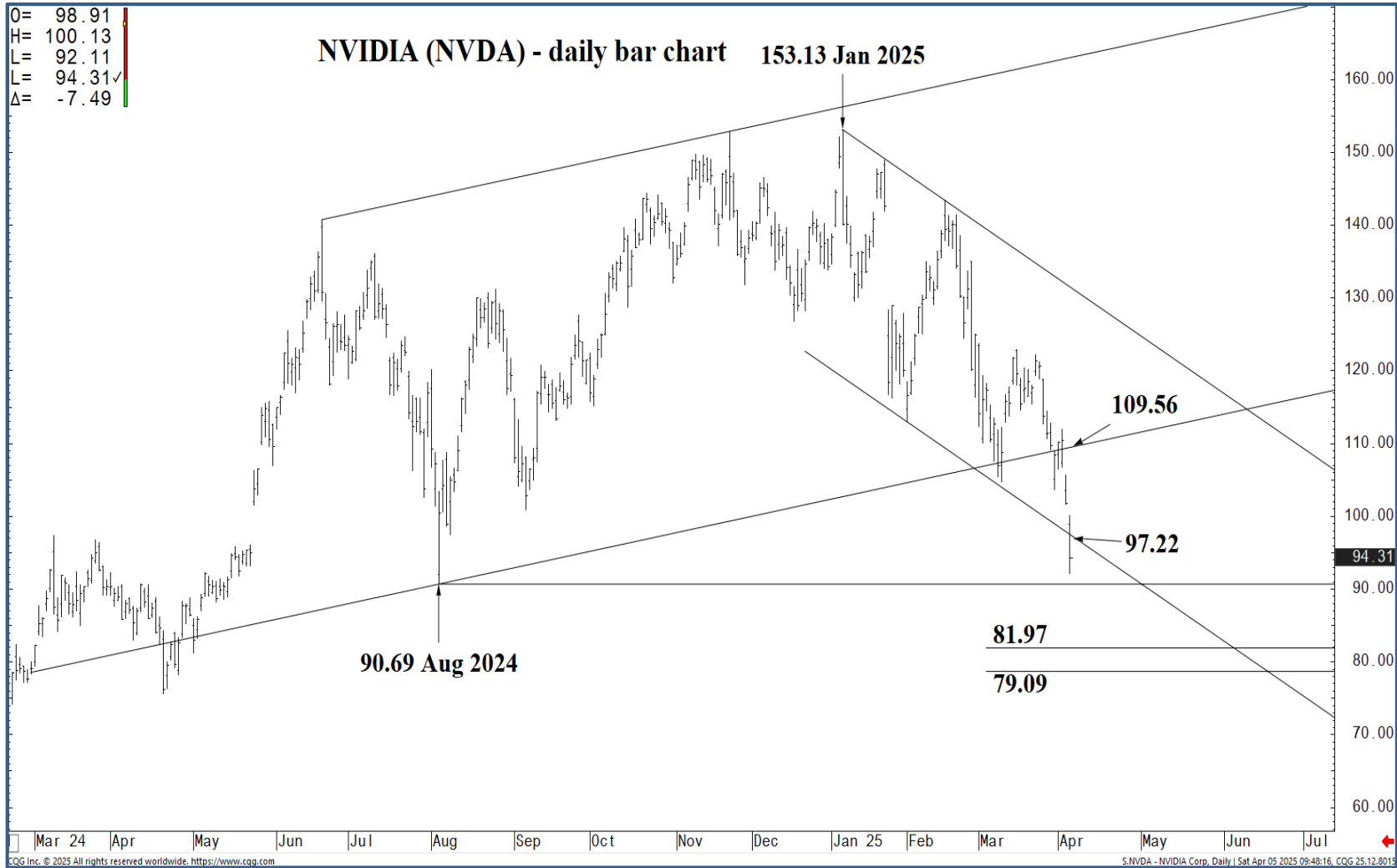
94.31

Jun 24 Jul Aug Sep Oct Nov Dec Jan 25 Feb Mar Apr May
 CQG Inc. © 2025 All rights reserved worldwide. <https://www.cqg.com> S:NVDA - NVIDIA Corp, Daily | Sat Apr 05 2025 09:48:03, CQG 25.12.8015



O= 98.91
 H= 100.13
 L= 92.11
 L= 94.31✓
 Δ= -7.49

NVIDIA (NVDA) - daily bar chart 153.13 Jan 2025



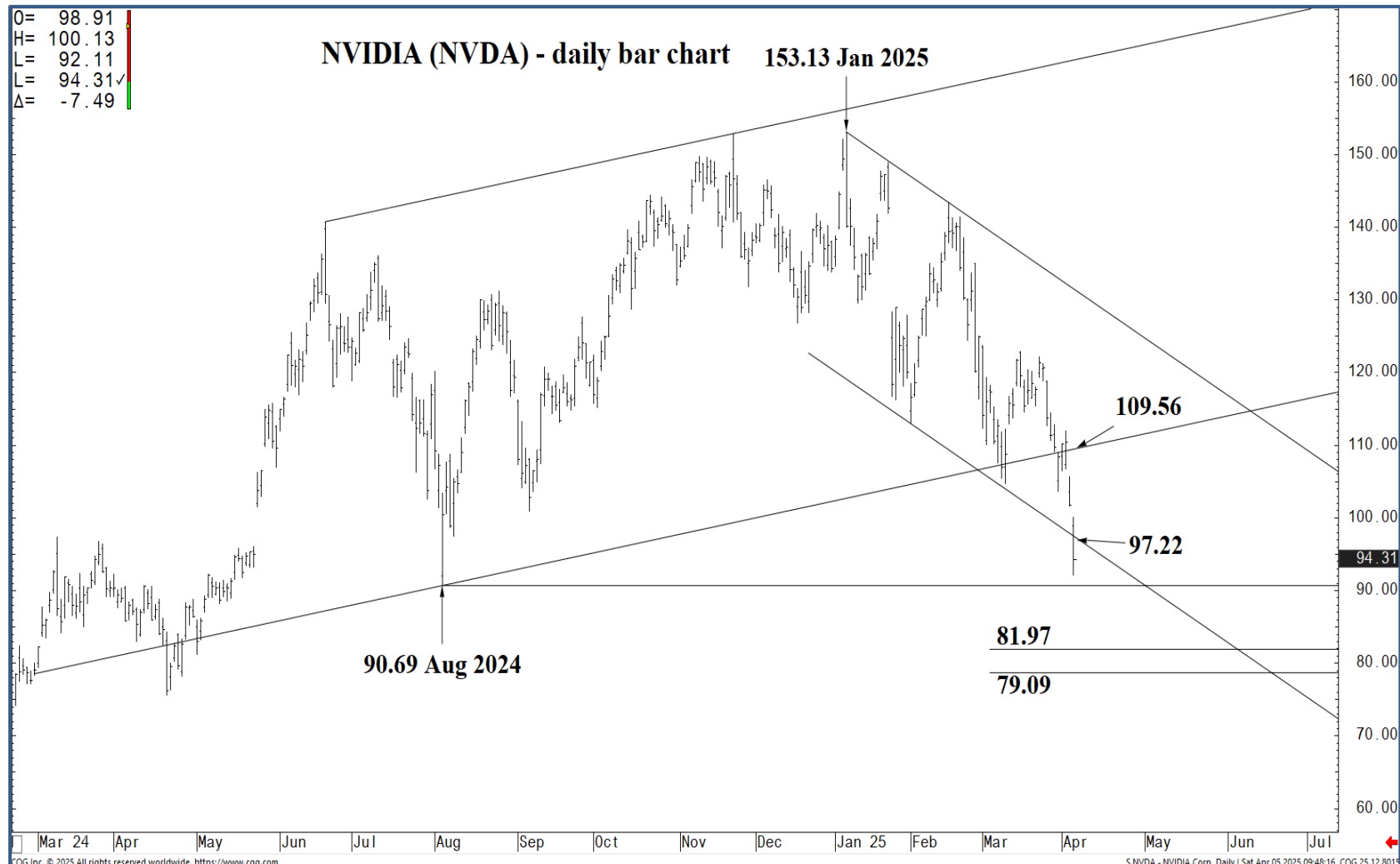
Support and Resistance

- 109.99 ***** Annual contain**
- 108.90 * 1% below 109.99 - DP**
- 106.79 * minor
- 105.63 * minor
- 102.67 * intra-day containment
- 101.60 * minor
- 100.13 * minor
- 98.18 * minor
- 97.22 * session containment**
- 96.38 * minor
- 94.31 * minor
- 93.24 * minor
- 92.11 * minor
- 90.69 * intra-day containment
- 88.81 * minor
- 85.81 * minor
- 83.18 * minor
- 81.97 ***** multi-week contain**
- 79.09 ***** multi-week contain**



O= 98.91
 H= 100.13
 L= 92.11
 L= 94.31✓
 Δ= -7.49

NVIDIA (NVDA) - daily bar chart 153.13 Jan 2025



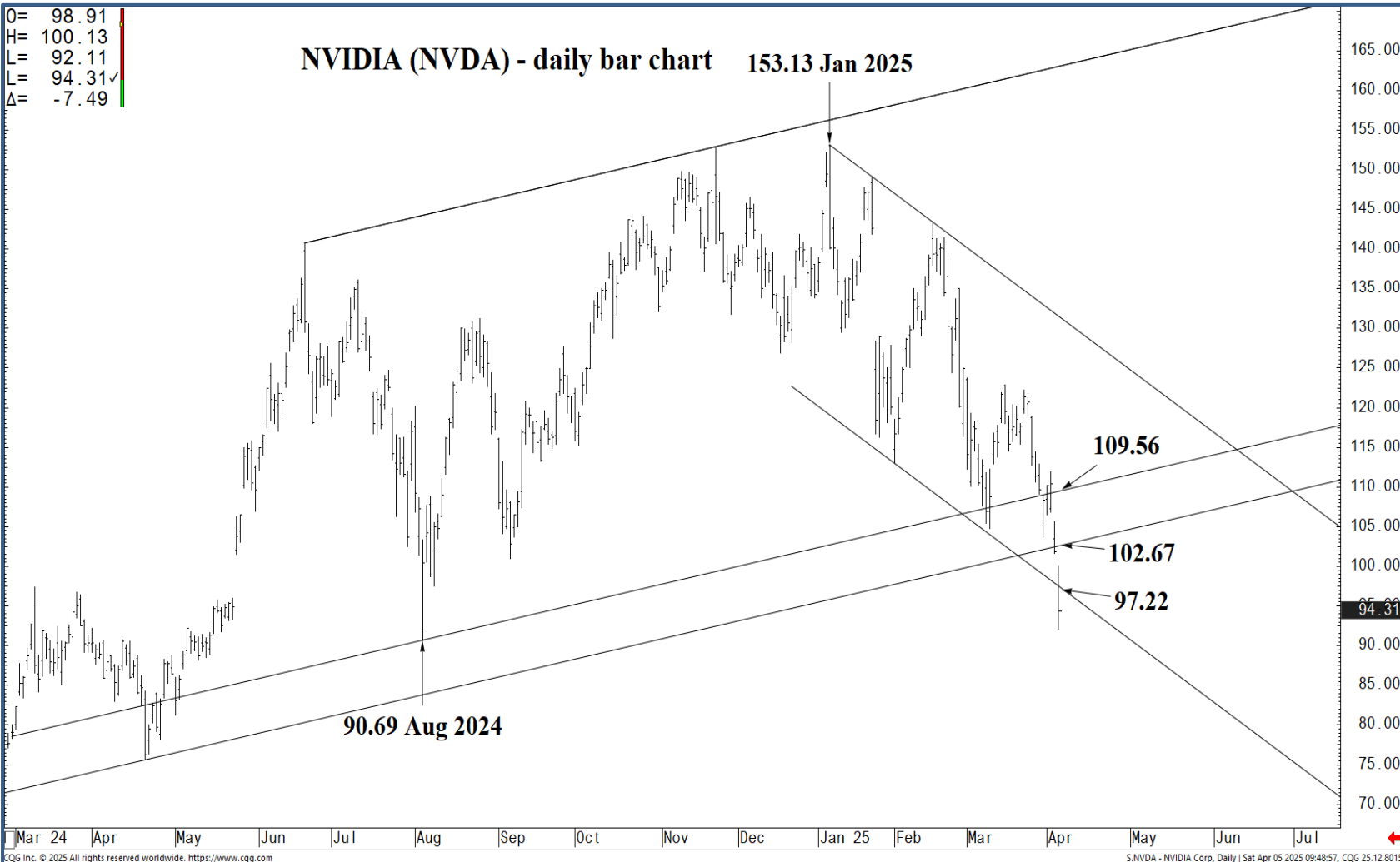
Support and Resistance

- 109.99 ***** Annual contain**
- 108.90 * 1% below 109.99 - DP**
- 106.79 * minor
- 105.63 * minor
- 102.67 * intra-day containment
- 101.60 * minor
- 100.13 * minor
- 98.18 * minor
- 97.22 * session containment**
- 96.38 * minor
- 94.31 * minor
- 93.24 * minor
- 92.11 * minor
- 90.69 * intra-day containment
- 88.81 * minor
- 85.81 * minor
- 83.18 * minor
- 81.97 ***** multi-week contain**
- 79.09 ***** multi-week contain**



O= 98.91
 H= 100.13
 L= 92.11
 L= 94.31✓
 Δ= -7.49

NVIDIA (NVDA) - daily bar chart 153.13 Jan 2025



Support and Resistance

- 109.99** ***** Annual contain
- 108.90** * 1% below 109.99 - DP
- 106.79 * minor
- 105.63 * minor
- 102.67 * intra-day containment
- 101.60 * minor
- 100.13 * minor
- 98.18 * minor
- 97.22** * session containment
- 96.38 * minor
- 94.31 * minor
- 93.24 * minor
- 92.11 * minor
- 90.69 * intra-day containment
- 88.81 * minor
- 85.81 * minor
- 83.18 * minor
- 81.97** ***** multi-week contain
- 79.09** ***** multi-week contain



O= 98.91
 H= 100.13
 L= 92.11
 Δ= -7.49

NVIDIA (NVDA) - daily bar chart



Jun 24 | Jul | Aug | Sep | Oct | Nov | Dec | Jan 25 | Feb | Mar | Apr | May

CGI Inc. © 2025 All rights reserved worldwide. <https://www.cqi.com>

S:NVDA - NVIDIA Corp. Daily | Sat Apr 05 2025 09:51:39, CGI 25.12.8015

Support and Resistance

- 109.99 ***** Annual contain
- 108.90 * 1% below 109.99 - DP
- 106.79 * minor
- 105.63 * minor
- 102.67 * intra-day containment
- 101.60 * minor
- 100.13 * minor
- 98.18 * minor
- 97.22 * session containment
- 96.38 * minor
- 94.31 * minor
- 93.24 * minor
- 92.11 * minor
- 90.69 * intra-day containment
- 88.81 * minor
- 85.81 * minor
- 83.18 * minor
- 81.97 ***** multi-week contain
- 79.09 ***** multi-week contain

170.00
165.00
160.00
155.00
150.00
145.00
140.00
135.00
130.00
125.00
120.00
115.00
110.00
105.00
100.00
95.00
90.00
85.00
80.00
75.00
70.00

