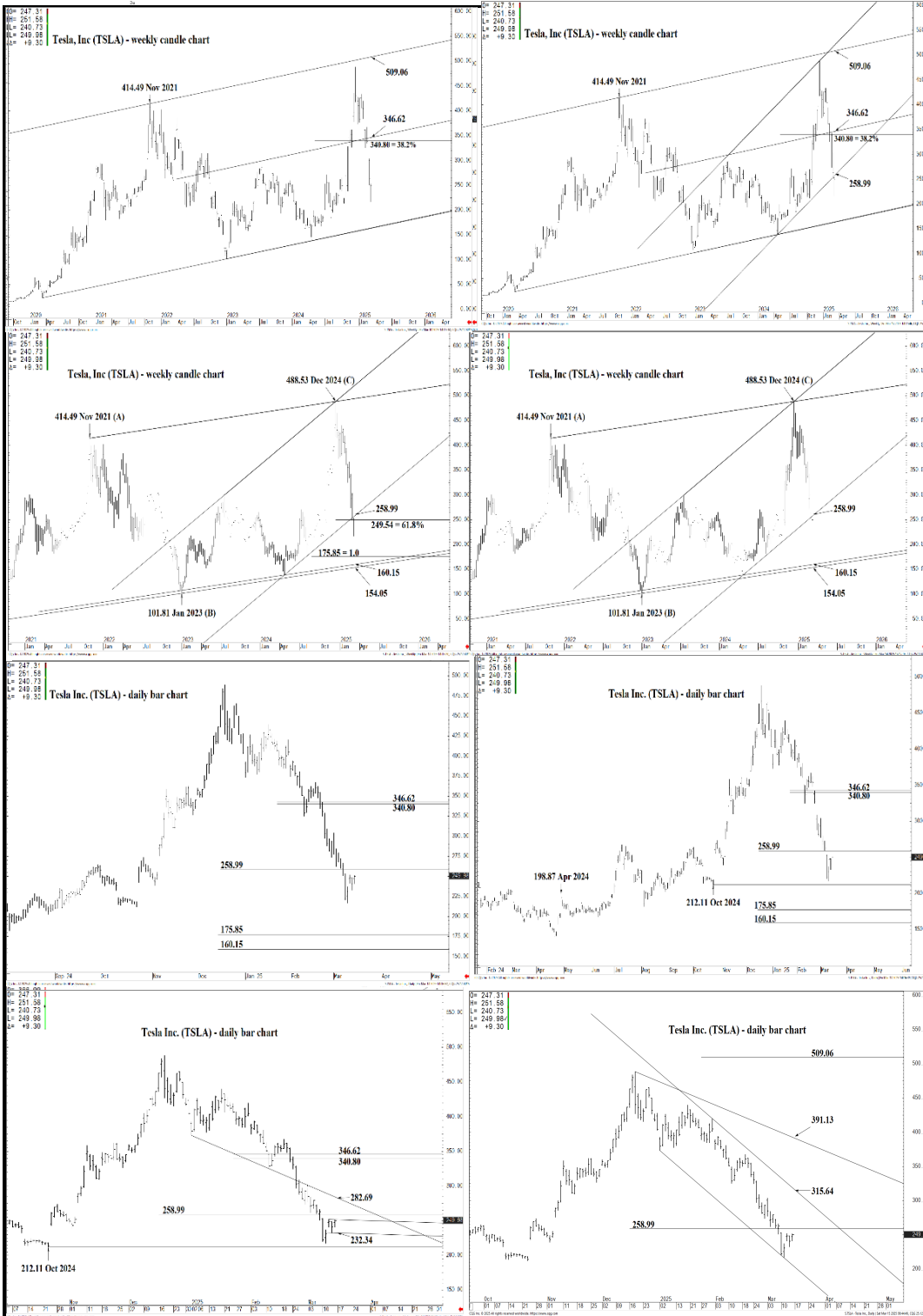




WICKED STOCKS

DIRECTIONAL CLARITY FOR THE ACTIVE INVESTOR



Support and Resistance

315.64 * weekly containment**

- 311.18 * minor
- 300.72 * minor
- 293.88 * minor

282.69 * session containment

- 279.55 * minor
- 274.72 * minor
- 266.32 * minor
- 262.67 * minor

258.99 *** Annual contain**

- 253.37 * minor
- 251.84 * minor
- 241.10 * minor
- 232.34 * intra-day containment
- 222.15 * minor
- 217.02 * minor

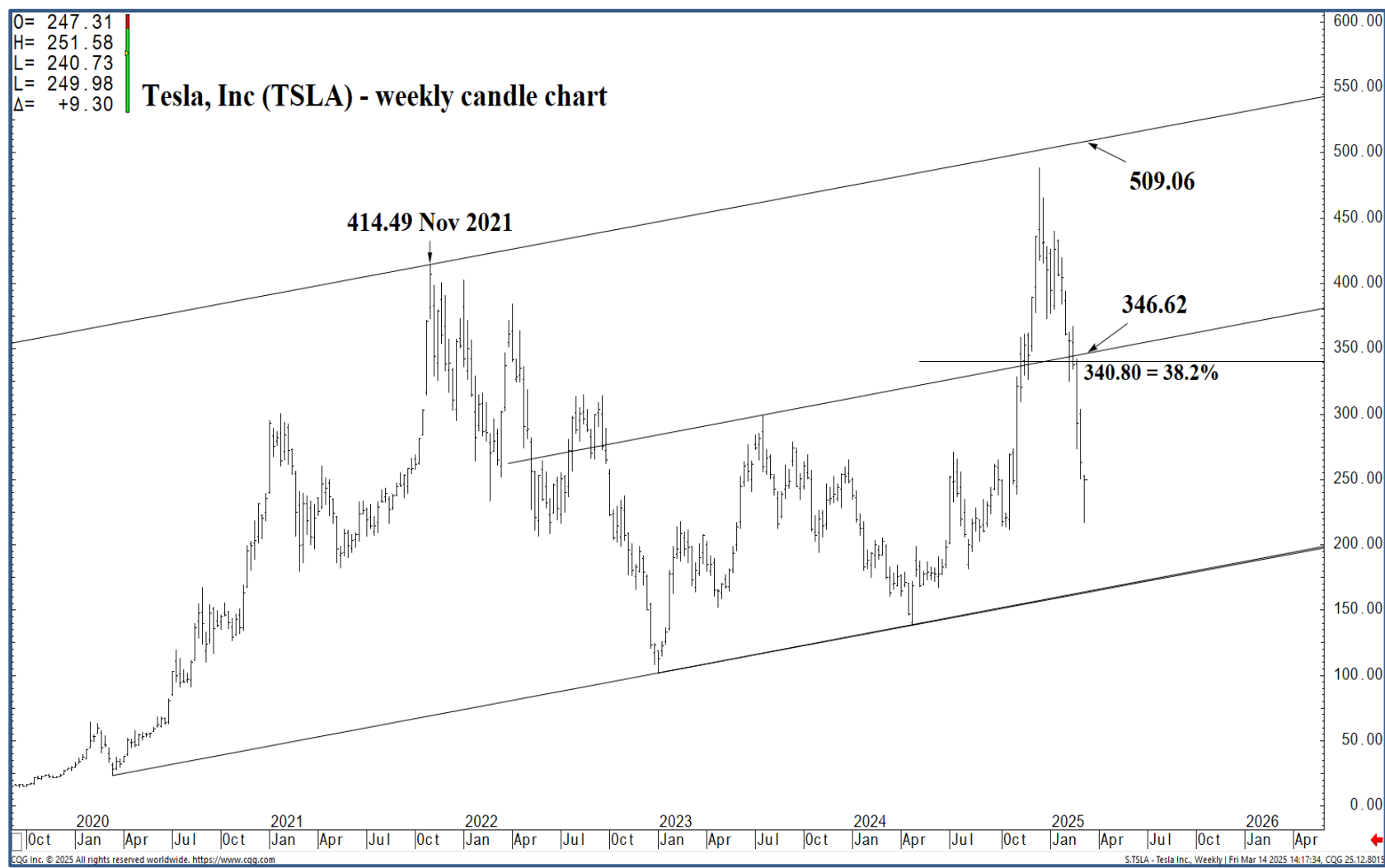
212.11 * session containment

- 204.67 * minor
- 198.87 * intra-day containment
- 191.48 * minor
- 182.00 * minor

175.85 * session containment

O= 247.31
 H= 251.58
 L= 240.73
 L= 249.98
 Δ= +9.30

Tesla, Inc (TSLA) - weekly candle chart



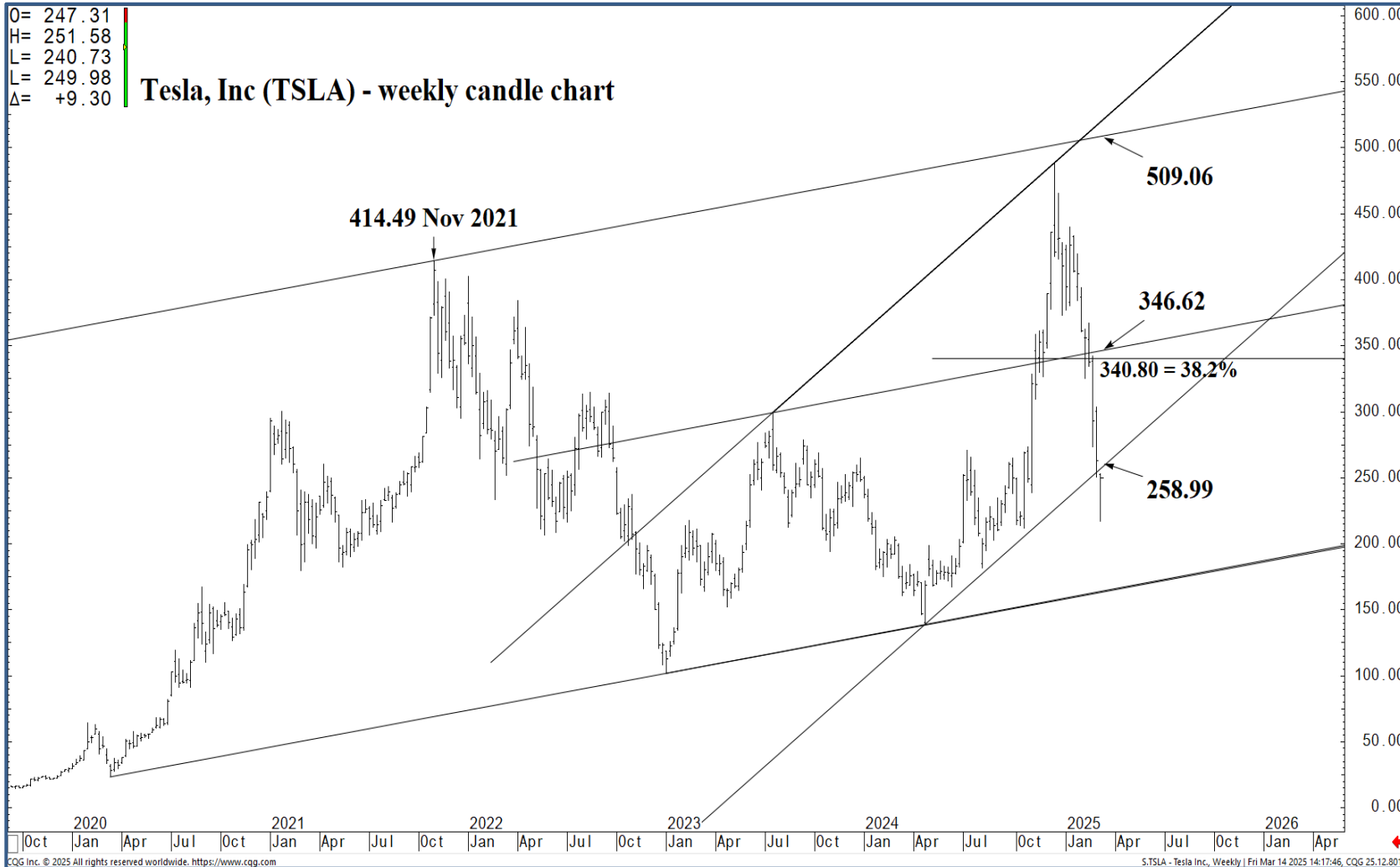
Support and Resistance

- 315.64 *** weekly containment**
- 311.18 * minor
- 300.72 * minor
- 293.88 * minor
- 282.69 * session containment**
- 279.55 * minor
- 274.72 * minor
- 266.32 * minor
- 262.67 * minor
- 258.99 ***** Annual contain**
- 253.37 * minor
- 251.84 * minor
- 241.10 * minor
- 232.34 * intra-day containment
- 222.15 * minor
- 217.02 * minor
- 212.11 * session containment**
- 204.67 * minor
- 198.87 * intra-day containment
- 191.48 * minor
- 182.00 * minor
- 175.85 * session containment**



O= 247.31
 H= 251.58
 L= 240.73
 C= 249.98
 Δ= +9.30

Tesla, Inc (TSLA) - weekly candle chart



Support and Resistance

315.64 * weekly containment**

- 311.18 * minor
- 300.72 * minor
- 293.88 * minor

282.69 * session containment

- 279.55 * minor
- 274.72 * minor
- 266.32 * minor
- 262.67 * minor

258.99 *** Annual contain**

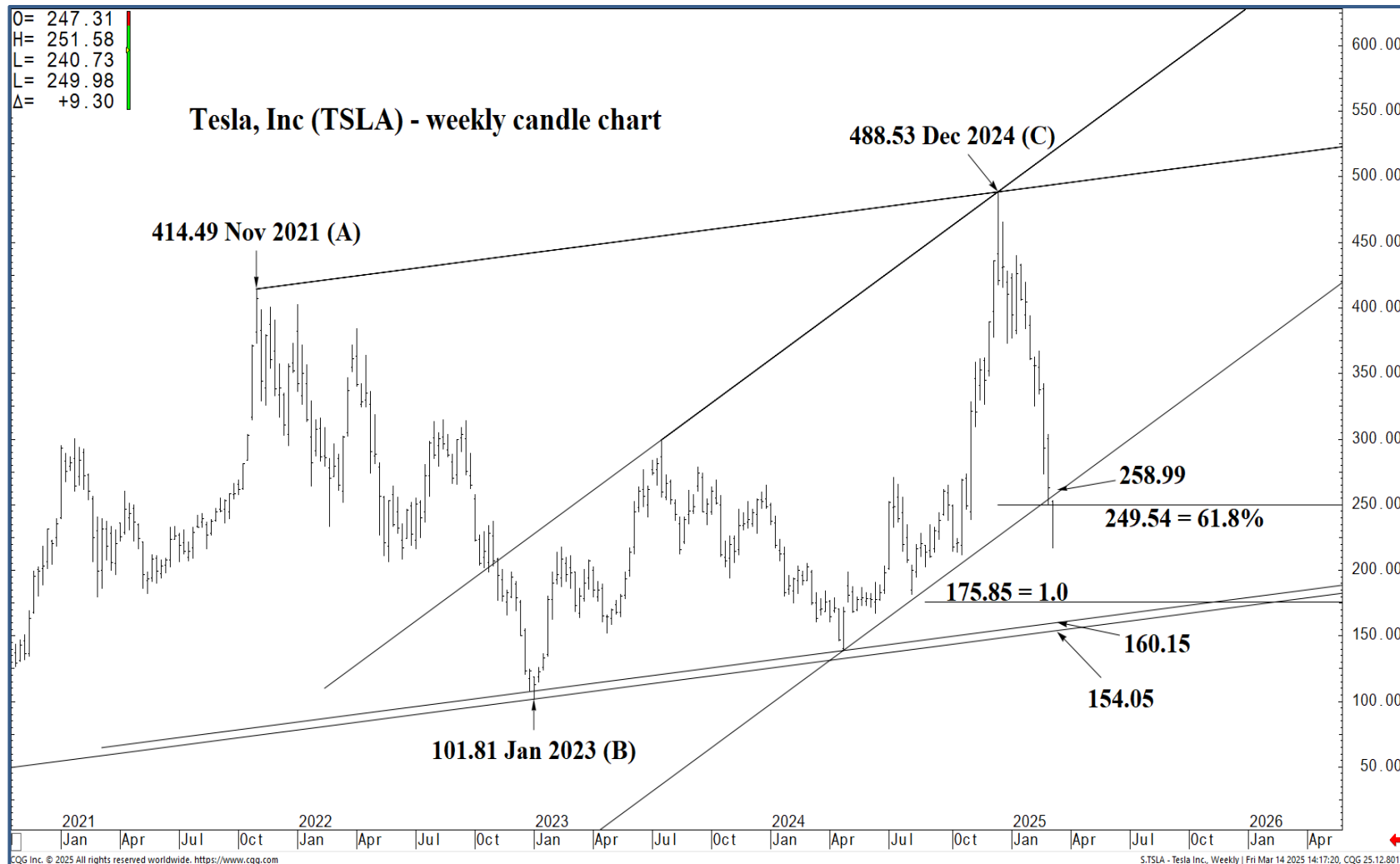
- 253.37 * minor
- 241.10 * minor
- 232.34 * intra-day containment
- 222.15 * minor
- 217.02 * minor

212.11 * session containment

- 204.67 * minor
- 198.87 * intra-day containment
- 191.48 * minor
- 182.00 * minor

175.85 * session containment





Tesla, Inc (TSLA) - weekly candle chart

O= 247.31
H= 251.58
L= 240.73
L= 249.98
Δ= +9.30

Support and Resistance

315.64 * weekly containment**

- 311.18 * minor
- 300.72 * minor
- 293.88 * minor

282.69 * session containment

- 279.55 * minor
- 274.72 * minor
- 266.32 * minor
- 262.67 * minor

258.99 *** Annual contain**

- 253.37 * minor
- 251.84 * minor
- 241.10 * minor
- 232.34 * intra-day containment
- 222.15 * minor
- 217.02 * minor

212.11 * session containment

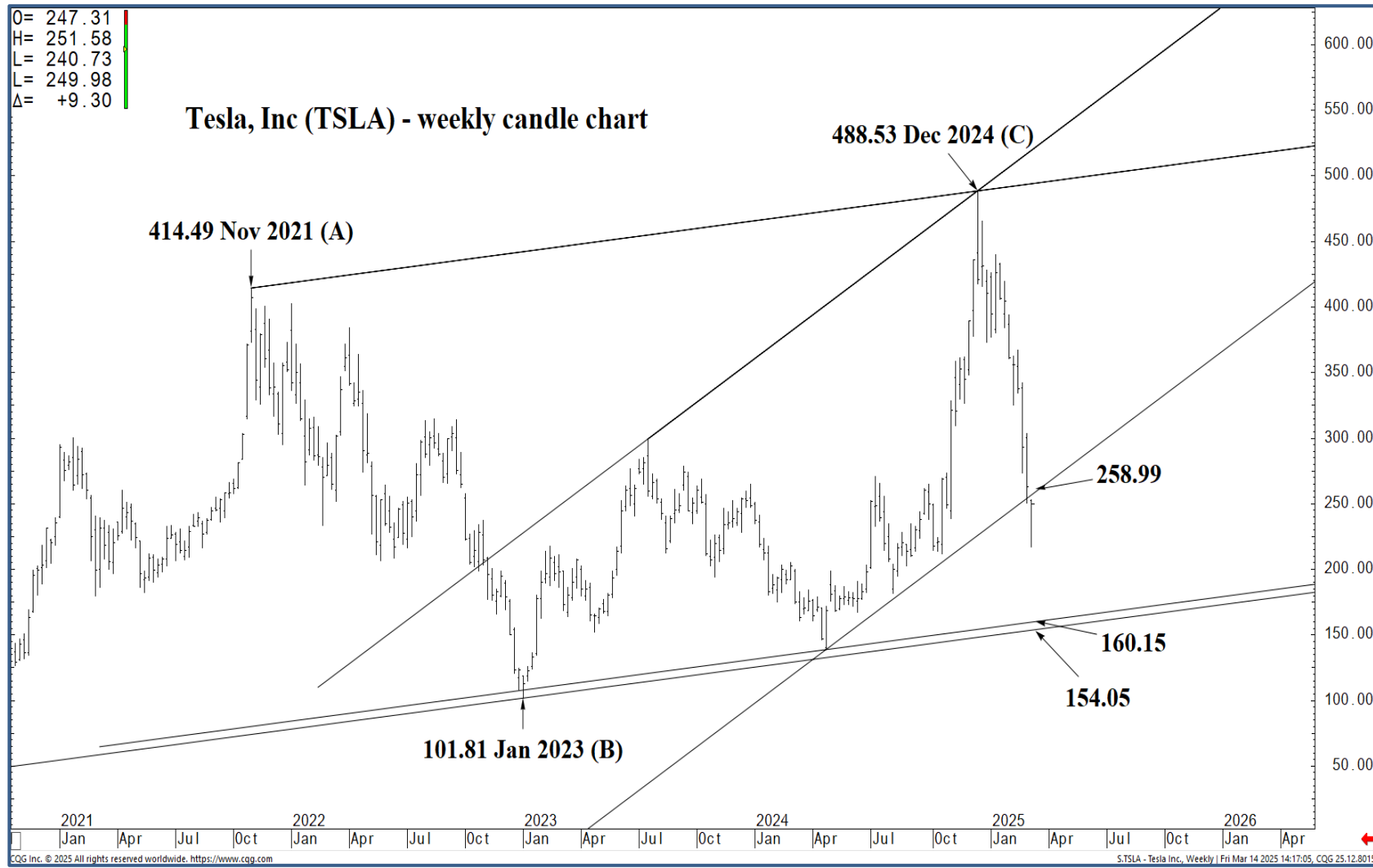
- 204.67 * minor
- 198.87 * intra-day containment
- 191.48 * minor
- 182.00 * minor

175.85 * session containment



O= 247.31
 H= 251.58
 L= 240.73
 C= 249.98
 Δ= +9.30

Tesla, Inc (TSLA) - weekly candle chart



Support and Resistance

- 315.64 *** weekly containment**
- 311.18 * minor
- 300.72 * minor
- 293.88 * minor
- 282.69 * session containment**
- 279.55 * minor
- 274.72 * minor
- 266.32 * minor
- 262.67 * minor
- 258.99 ***** Annual contain**
- 253.37 * minor
- 251.84 * minor
- 241.10 * minor
- 232.34 * intra-day containment
- 222.15 * minor
- 217.02 * minor
- 212.11 * session containment**
- 204.67 * minor
- 198.87 * intra-day containment
- 191.48 * minor
- 182.00 * minor
- 175.85 * session containment**



O= 247.31
 H= 251.58
 L= 240.73
 L= 249.98
 Δ= +9.30

Tesla Inc. (TSLA) - daily bar chart



Support and Resistance

315.64 * weekly containment**

- 311.18 * minor
- 300.72 * minor
- 293.88 * minor

282.69 * session containment

- 279.55 * minor
- 274.72 * minor
- 266.32 * minor
- 262.67 * minor

258.99 *** Annual contain**

- 253.37 * minor
- 251.84 * minor
- 241.10 * minor
- 232.34 * intra-day containment
- 222.15 * minor
- 217.02 * minor

212.11 * session containment

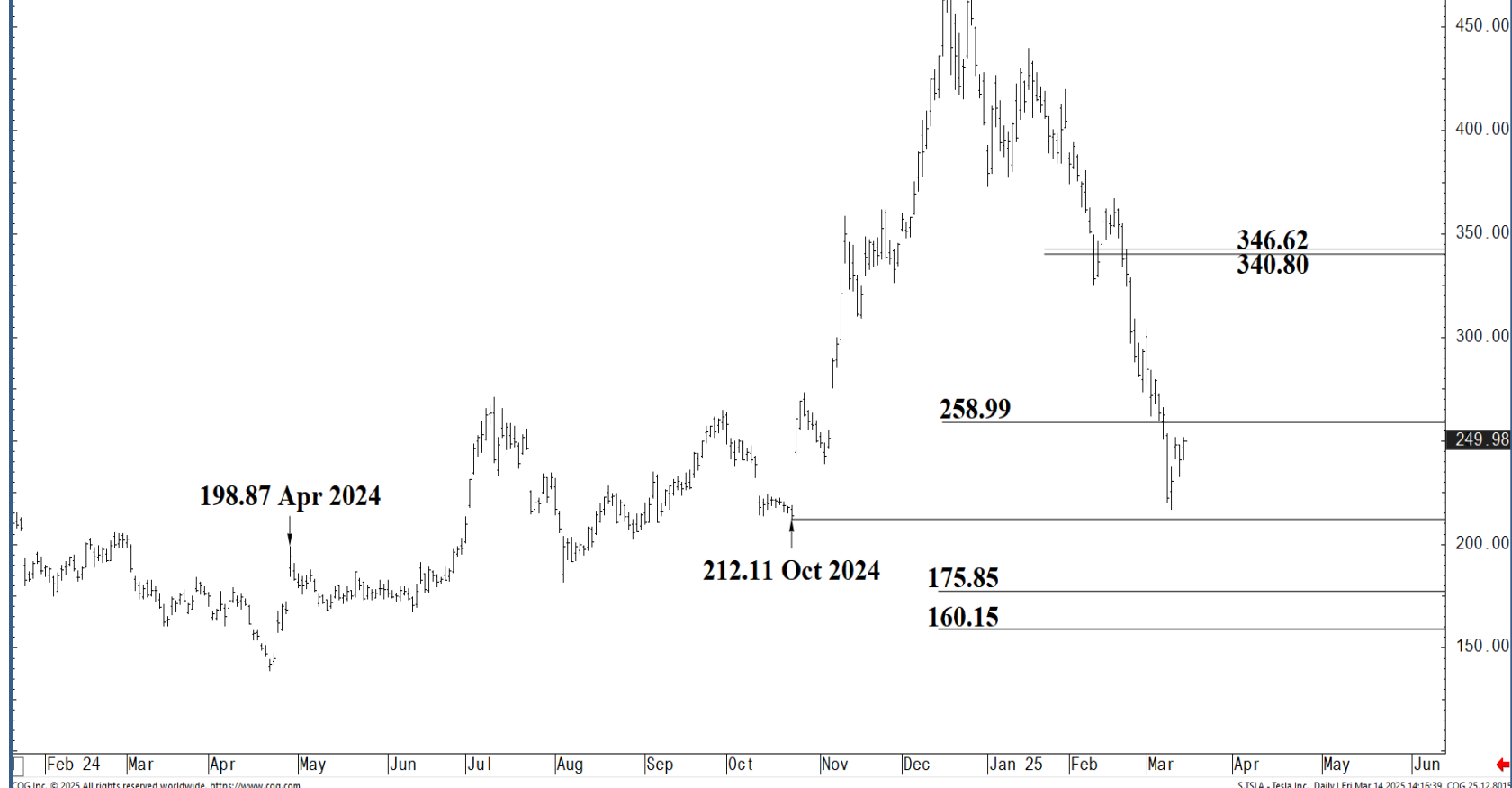
- 204.67 * minor
- 198.87 * intra-day containment
- 191.48 * minor
- 182.00 * minor

175.85 * session containment

249.98

O= 247.31
 H= 251.58
 L= 240.73
 L= 249.98
 Δ= +9.30

Tesla Inc. (TSLA) - daily bar chart



Support and Resistance

315.64 * weekly containment**

- 311.18 * minor
- 300.72 * minor
- 293.88 * minor

282.69 * session containment

- 279.55 * minor
- 274.72 * minor
- 266.32 * minor
- 262.67 * minor

258.99 *** Annual contain**

- 253.37 * minor
- 251.84 * minor
- 241.10 * minor
- 232.34 * intra-day containment
- 222.15 * minor
- 217.02 * minor

212.11 * session containment

- 204.67 * minor
- 198.87 * intra-day containment
- 191.48 * minor
- 182.00 * minor

175.85 * session containment

Feb 24 | Mar | Apr | May | Jun | Jul | Aug | Sep | Oct | Nov | Dec | Jan 25 | Feb | Mar | Apr | May | Jun

CGG Inc. © 2025 All rights reserved worldwide. <https://www.cgg.com>

S:TSLA - Tesla Inc., Daily | Fri Mar 14 2025 14:16:39, CQG 25.12.8013



O= 247.31
 H= 251.58
 L= 240.73
 C= 249.98
 Δ= +9.30

Tesla Inc. (TSLA) - daily bar chart



Support and Resistance

315.64 * weekly containment**

311.18 * minor
 300.72 * minor
 293.88 * minor

282.69 * session containment

279.55 * minor
 274.72 * minor
 266.32 * minor
 262.67 * minor

258.99 *** Annual contain**

253.37 * minor
 251.84 * minor
 241.10 * minor
 232.34 * intra-day containment
 222.15 * minor
 217.02 * minor

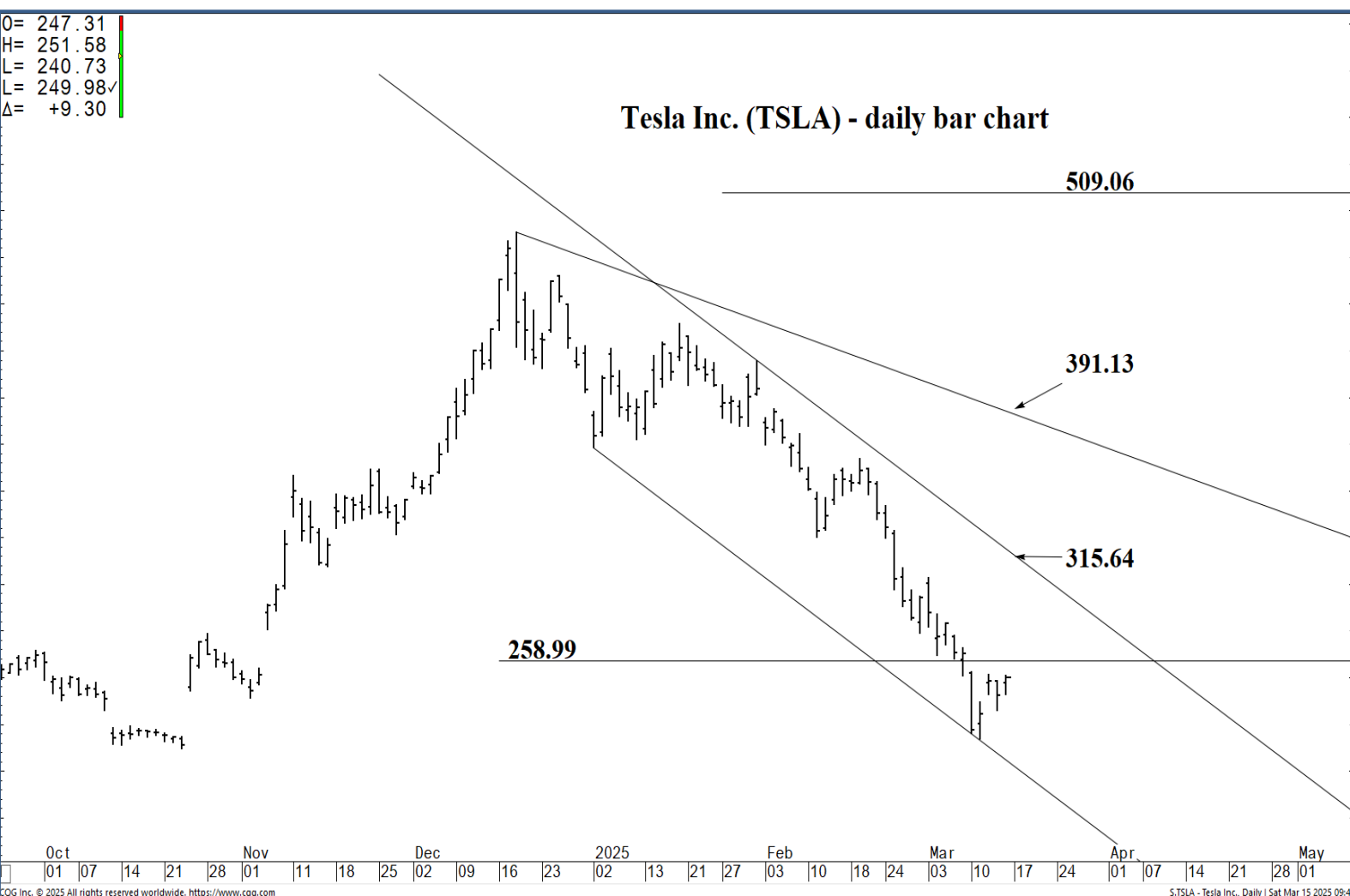
212.11 * session containment

204.67 * minor
 198.87 * intra-day containment
 191.48 * minor
 182.00 * minor

175.85 * session containment

O= 247.31
 H= 251.58
 L= 240.73
 L= 249.98✓
 Δ= +9.30

Tesla Inc. (TSLA) - daily bar chart



Support and Resistance

- 315.64 *** weekly containment**
- 311.18 * minor
- 300.72 * minor
- 293.88 * minor
- 282.69 * session containment**
- 279.55 * minor
- 274.72 * minor
- 266.32 * minor
- 262.67 * minor
- 258.99 ***** Annual contain**
- 253.37 * minor
- 251.84 * minor
- 241.10 * minor
- 232.34 * intra-day containment
- 222.15 * minor
- 217.02 * minor
- 212.11 * session containment**
- 204.67 * minor
- 198.87 * intra-day containment
- 191.48 * minor
- 182.00 * minor
- 175.85 * session containment**

Oct 01 07 14 21 28 Nov 01 11 18 25 Dec 02 09 16 23 2025 02 13 21 27 Feb 03 10 18 24 Mar 03 10 17 24 Apr 01 07 14 21 28 May 01

CGI Inc. © 2025 All rights reserved worldwide. <https://www.cqi.com>

S:TSLA - Tesla Inc., Daily | Sat Mar 15 2025 09:44:49, CGI 25.12.8015

