



# WICKED STOCKS

DIRECTIONAL CLARITY FOR THE ACTIVE INVESTOR

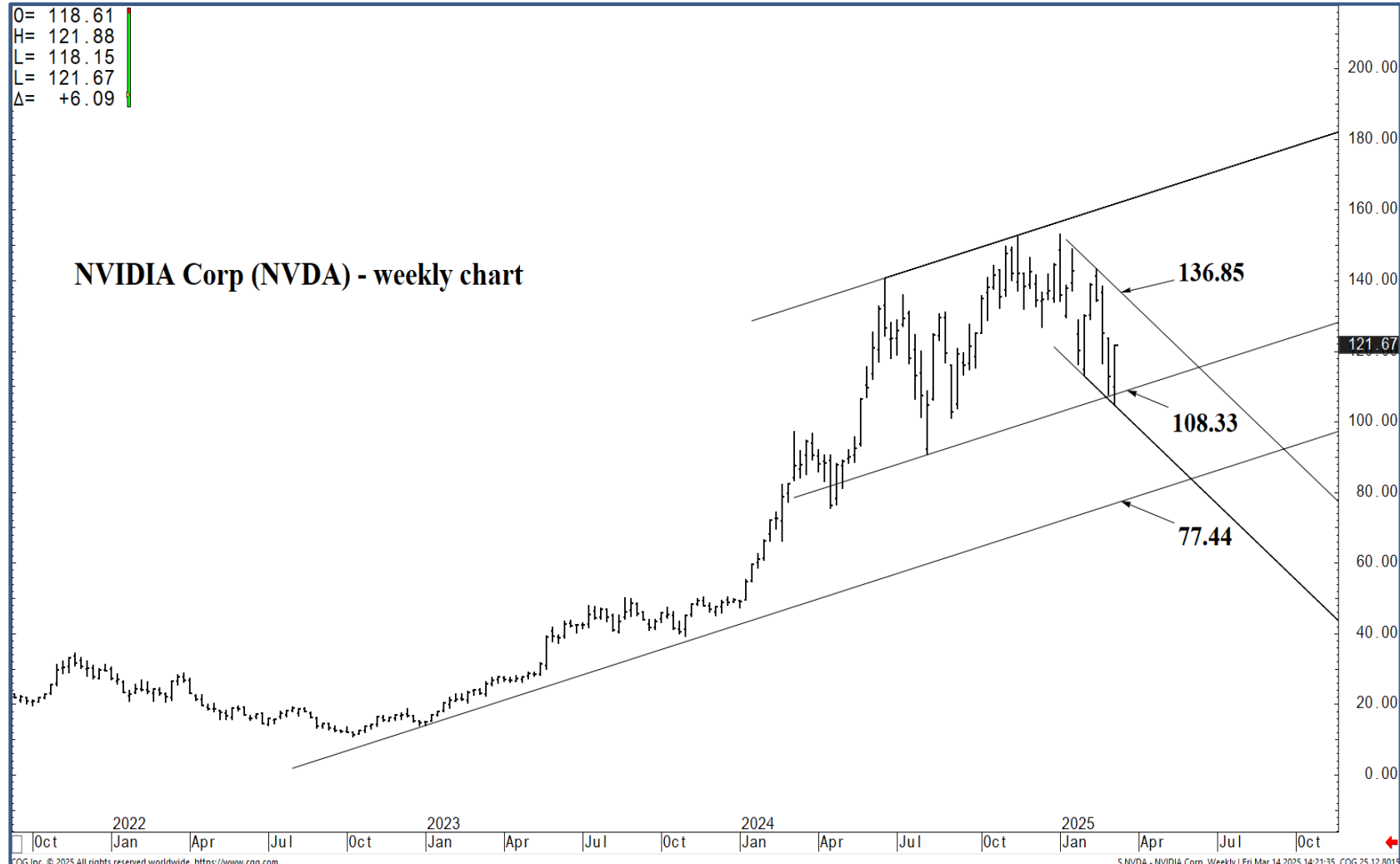


## Support and Resistance

- 128.95** \* session containment
- 126.63 \* minor
- 124.11 \* minor
- 123.24 \* intra-day containment
- 122.84 \* minor
- 120.76 \* minor
- 117.80** \* session containment
- 115.70 \* minor
- 113.79 \* minor
- 112.23 \* intra-day containment
- 110.01 \* minor
- 108.76 \* minor
- 107.87** \*\*\*\*\* Annual contain
- 106.67 \* minor
- 104.77 \* minor
- 102.60** \* session containment

O= 118.61  
 H= 121.88  
 L= 118.15  
 L= 121.67  
 Δ= +6.09

## NVIDIA Corp (NVDA) - weekly chart



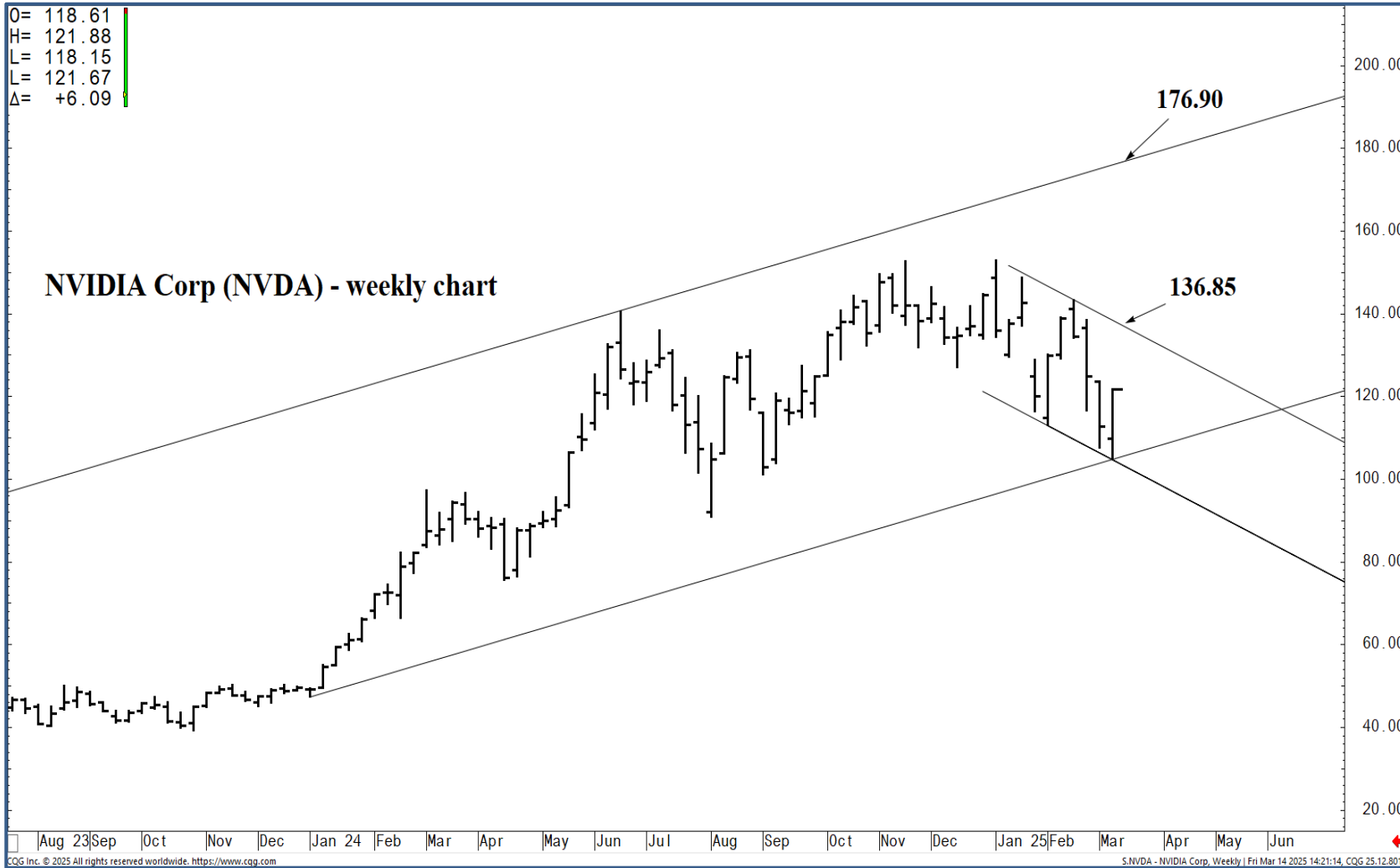
### Support and Resistance

- 128.95** \* session containment
- 126.63 \* minor
- 124.11 \* minor
- 123.24 \* intra-day containment
- 122.84 \* minor
- 120.76 \* minor
- 117.80** \* session containment
- 115.70 \* minor
- 113.79 \* minor
- 112.23 \* intra-day containment
- 110.01 \* minor
- 108.76 \* minor
- 107.87** \*\*\*\*\* Annual contain
- 106.67 \* minor
- 104.77 \* minor
- 102.60** \* session containment



O= 118.61  
 H= 121.88  
 L= 118.15  
 C= 121.67  
 Δ= +6.09

## NVIDIA Corp (NVDA) - weekly chart



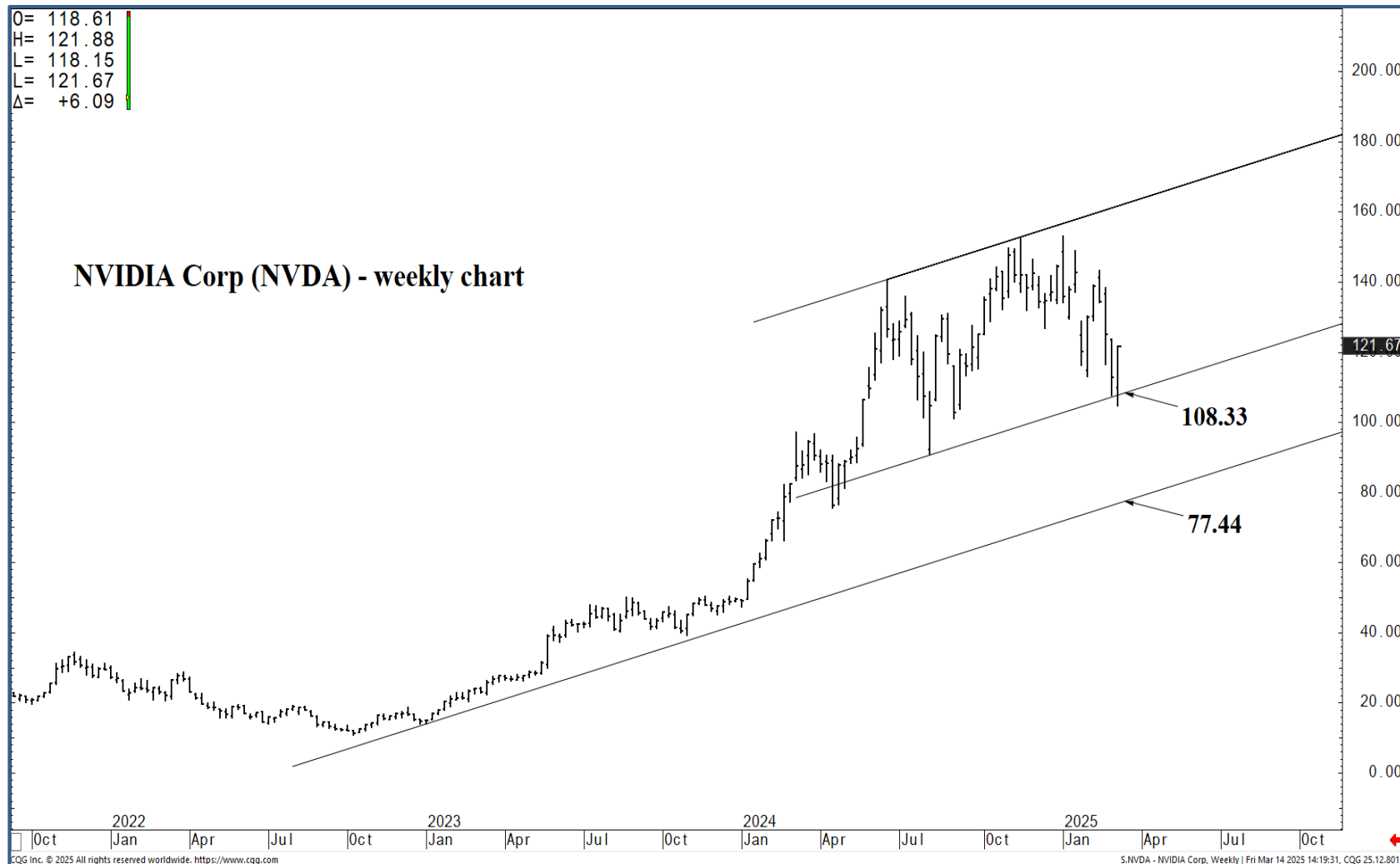
### Support and Resistance

- 128.95 \* session containment**
- 126.63 \* minor
- 124.11 \* minor
- 123.24 \* intra-day containment
- 122.84 \* minor
- 120.76 \* minor
  
- 117.80 \* session containment**
- 115.70 \* minor
- 113.79 \* minor
- 112.23 \* intra-day containment
- 110.01 \* minor
- 108.76 \* minor
  
- 107.87 \*\*\*\*\* Annual contain**
- 106.67 \* minor
- 104.77 \* minor
  
- 102.60 \* session containment**



O= 118.61  
 H= 121.88  
 L= 118.15  
 C= 121.67  
 Δ= +6.09

## NVIDIA Corp (NVDA) - weekly chart



### Support and Resistance

- 128.95** \* session containment
- 126.63 \* minor
- 124.11 \* minor
- 123.24 \* intra-day containment
- 122.84 \* minor
- 120.76 \* minor
- 117.80** \* session containment
- 115.70 \* minor
- 113.79 \* minor
- 112.23 \* intra-day containment
- 110.01 \* minor
- 108.76 \* minor
- 107.87** \*\*\*\*\* Annual contain
- 106.67 \* minor
- 104.77 \* minor
- 102.60** \* session containment

2022 2023 2024 2025  
 | Oct | Jan | Apr | Jul | Oct | Jan | Apr | Jul | Oct | Jan | Apr | Jul | Oct | Jan | Apr | Jul | Oct



O= 118.61  
 H= 121.88  
 L= 118.15  
 C= 121.67  
 Δ= +6.09

### NVIDIA (NVDA) - daily bar chart



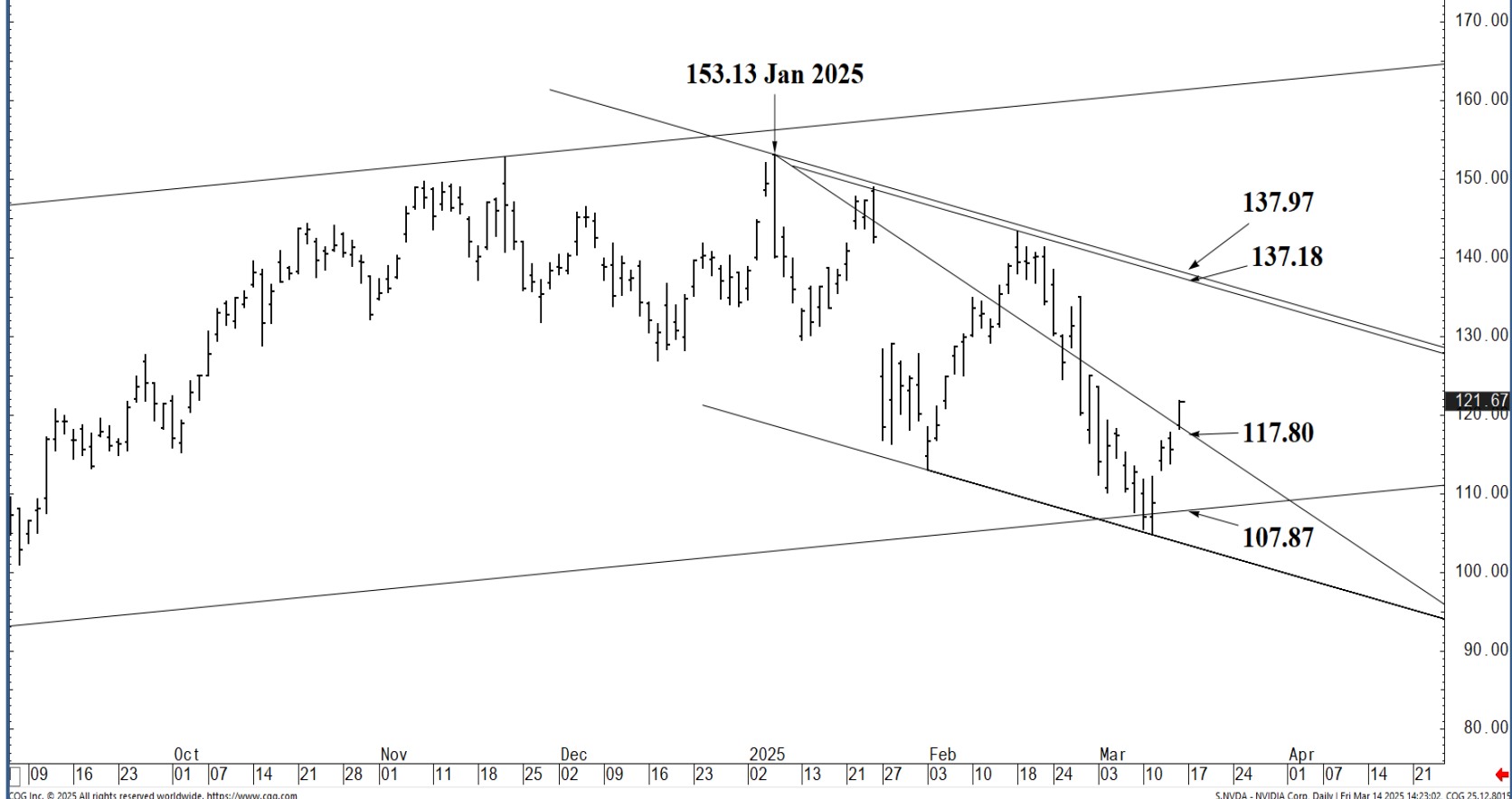
#### Support and Resistance

<b>128.95</b> *	session containment
126.63	* minor
124.11	* minor
123.24	* intra-day containment
122.84	* minor
120.76	* minor
<b>117.80</b> *	session containment
115.70	* minor
113.79	* minor
112.23	* intra-day containment
110.01	* minor
108.76	* minor
<b>107.87</b> *****	Annual contain
106.67	* minor
104.77	* minor
<b>102.60</b> *	session containment



O= 118.61  
 H= 121.88  
 L= 118.15  
 C= 121.67  
 Δ= +6.09

# NVIDIA (NVDA) - daily bar chart



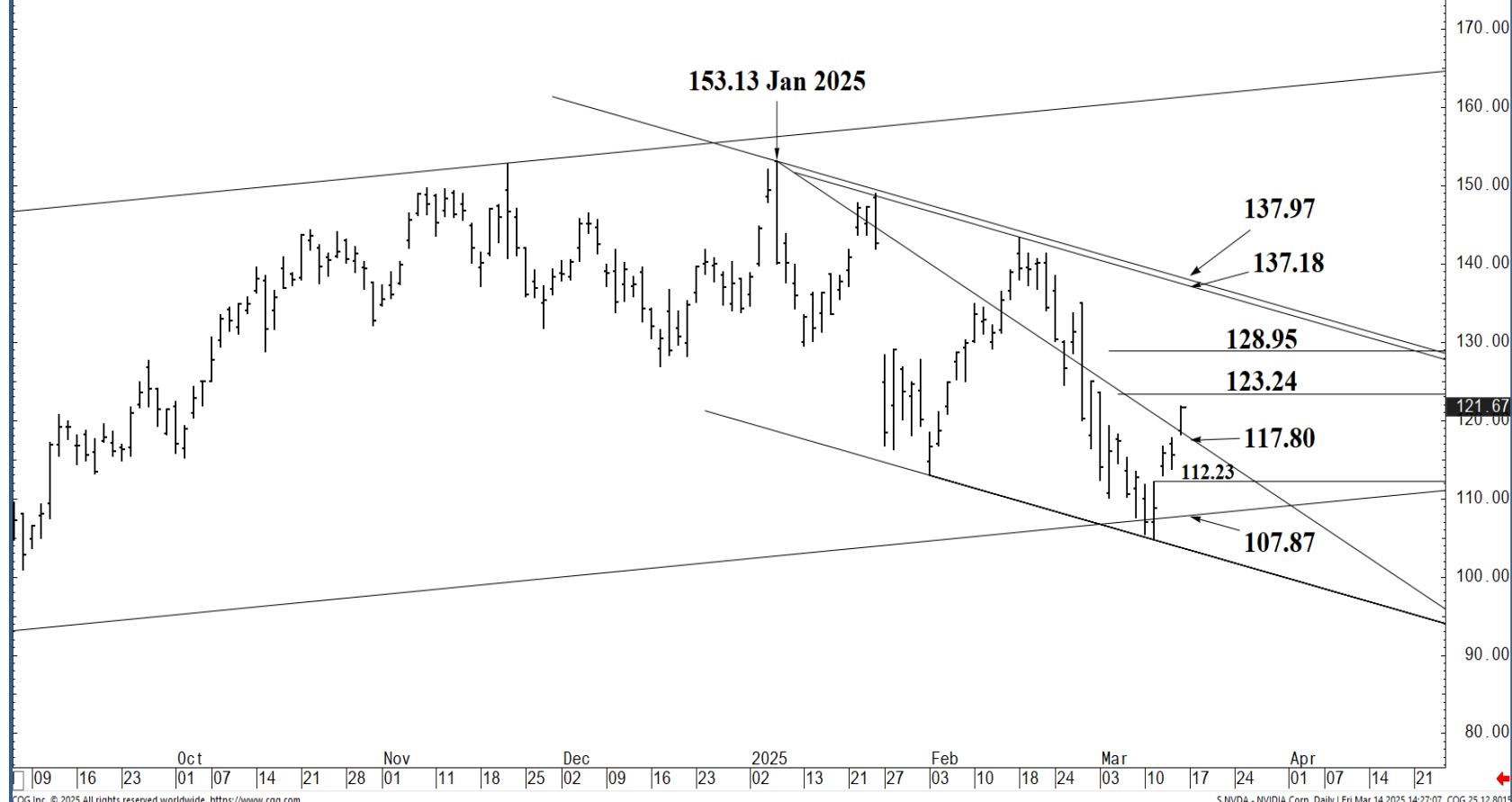
## Support and Resistance

- 128.95** \* session containment
- 126.63 \* minor
- 124.11 \* minor
- 123.24 \* intra-day containment
- 122.84 \* minor
- 120.76 \* minor
- 117.80** \* session containment
- 115.70 \* minor
- 113.79 \* minor
- 112.23 \* intra-day containment
- 110.01 \* minor
- 108.76 \* minor
- 107.87** \*\*\*\*\* Annual contain
- 106.67 \* minor
- 104.77 \* minor
- 102.60** \* session containment



O= 118.61  
 H= 121.88  
 L= 118.15  
 L= 121.67  
 Δ= +6.09

# NVIDIA (NVDA) - daily bar chart



## Support and Resistance

- 128.95** \* session containment
- 126.63 \* minor
- 124.11 \* minor
- 123.24 \* intra-day containment
- 122.84 \* minor
- 120.76 \* minor
- 117.80** \* session containment
- 115.70 \* minor
- 113.79 \* minor
- 112.23 \* intra-day containment
- 110.01 \* minor
- 108.76 \* minor
- 107.87** \*\*\*\*\* Annual contain
- 106.67 \* minor
- 104.77 \* minor
- 102.60** \* session containment

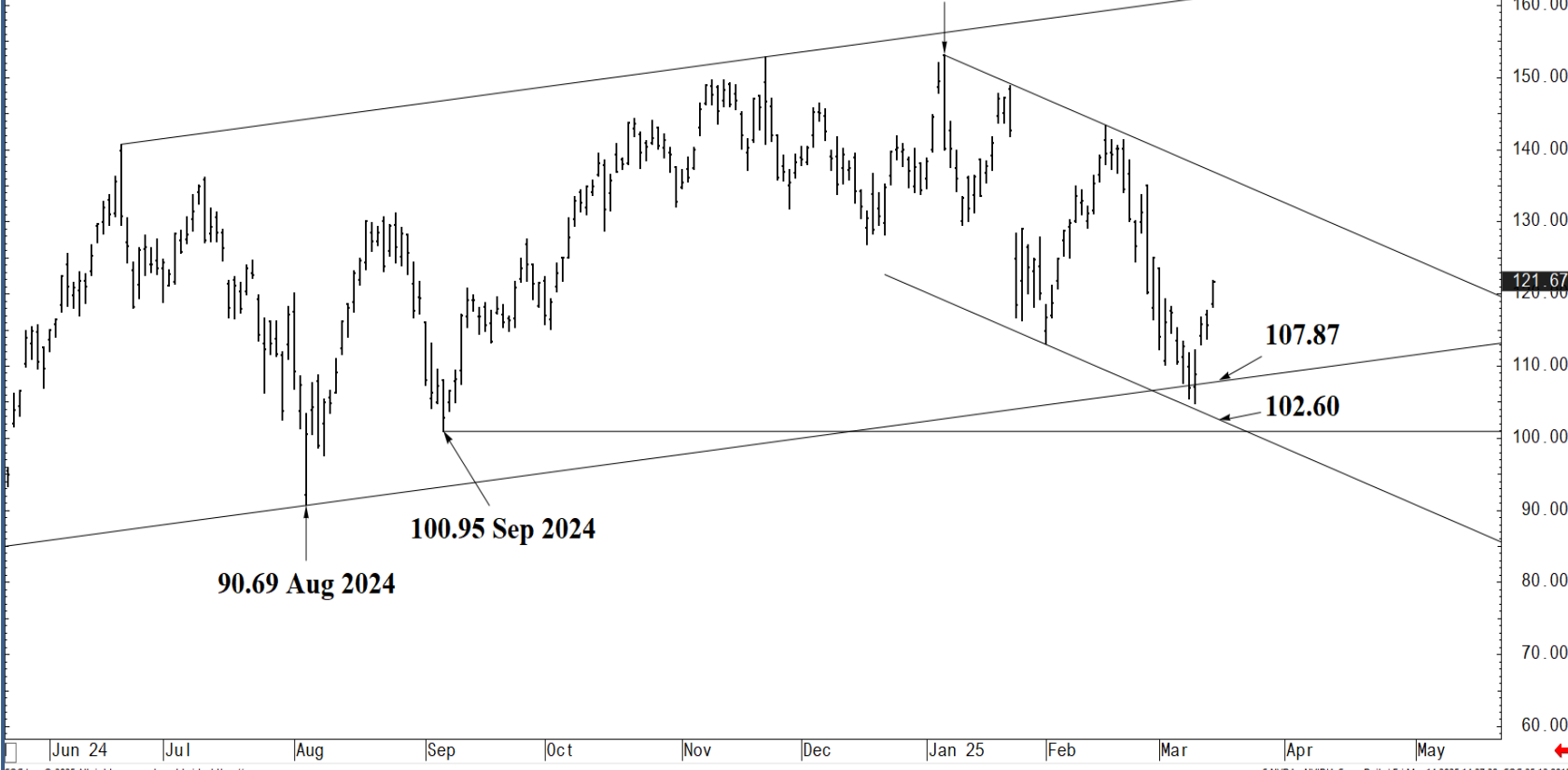
Oct 09 16 23 01 07 14 21 28 Nov 01 11 18 25 Dec 02 09 16 23 2025 02 13 21 27 Feb 03 10 18 24 Mar 03 10 17 24 Apr 01 07 14 21

CGG Inc. © 2025 All rights reserved worldwide. <https://www.cgg.com> S.NVDA - NVIDIA Corp, Daily | Fri Mar 14 2025 14:27:07, CQG 25.12.8013



O= 118.61  
 H= 121.88  
 L= 118.15  
 L= 121.67  
 Δ= +6.09

# NVIDIA (NVDA) - daily bar chart



## Support and Resistance

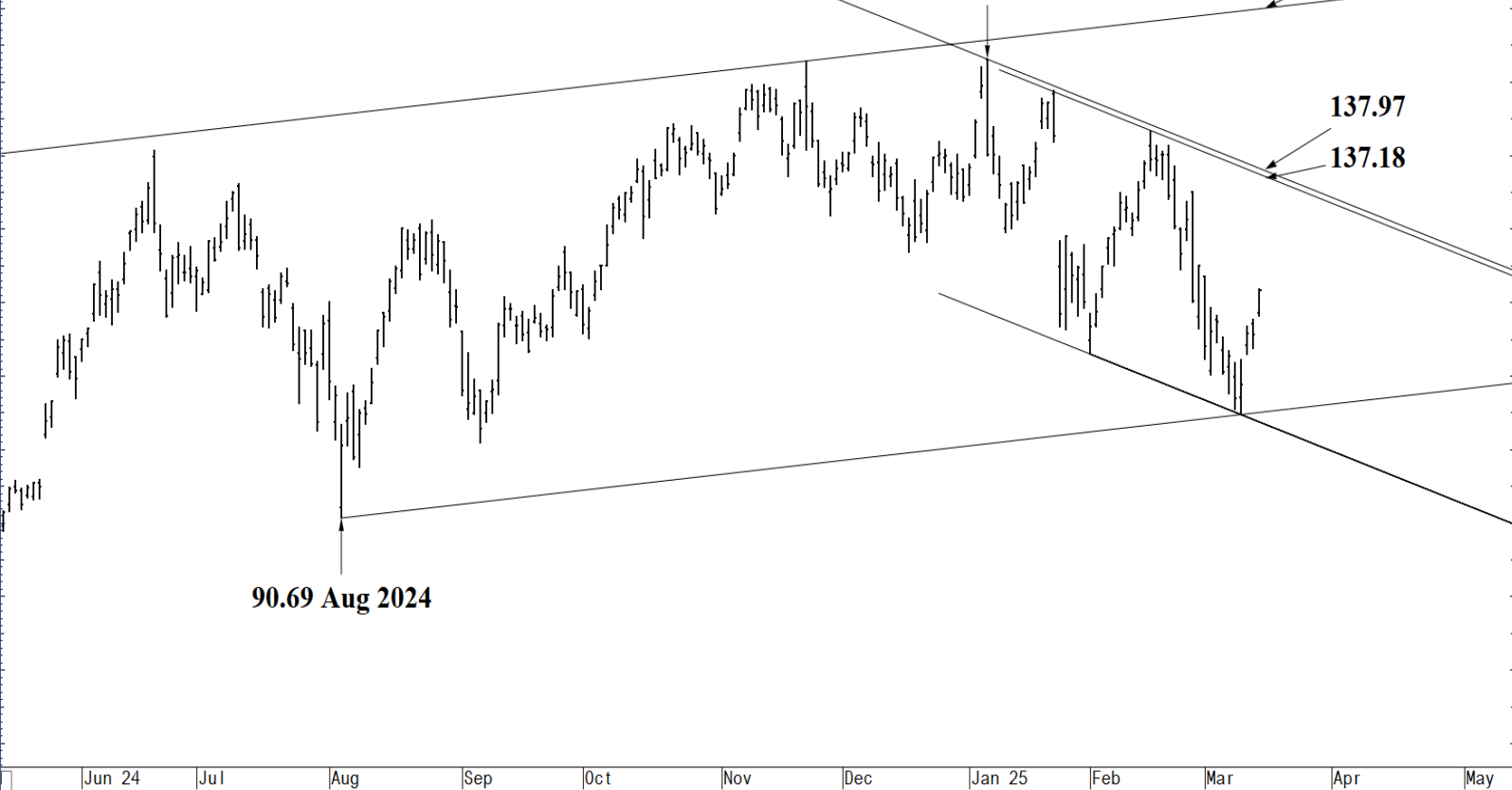
- 128.95** \* session containment
- 126.63 \* minor
- 124.11 \* minor
- 123.24 \* intra-day containment
- 122.84 \* minor
- 120.76 \* minor
- 117.80** \* session containment
- 115.70 \* minor
- 113.79 \* minor
- 112.23 \* intra-day containment
- 110.01 \* minor
- 108.76 \* minor
- 107.87** \*\*\*\*\* Annual contain
- 106.67 \* minor
- 104.77 \* minor
- 102.60** \* session containment





O= 118.61  
 H= 121.88  
 L= 118.15  
 C= 121.67  
 Δ= +6.09

### NVIDIA (NVDA) - daily bar chart



180.00  
 170.00  
 160.00  
 150.00  
 140.00  
 130.00  
 120.00  
 110.00  
 100.00  
 90.00  
 80.00  
 70.00  
 60.00

### Support and Resistance

- 128.95** \* session containment
- 126.63 \* minor
- 124.11 \* minor
- 123.24 \* intra-day containment
- 122.84 \* minor
- 120.76 \* minor
- 117.80** \* session containment
- 115.70 \* minor
- 113.79 \* minor
- 112.23 \* intra-day containment
- 110.01 \* minor
- 108.76 \* minor
- 107.87** \*\*\*\*\* Annual contain
- 106.67 \* minor
- 104.77 \* minor
- 102.60** \* session containment

CGI Inc. © 2025 All rights reserved worldwide. <https://www.cqg.com> S.NVDA - NVIDIA Corp. Daily | Fri Mar 14 2025 14:26:50, CGI 25.12.8015

