



WICKED STOCKS

WICKED STOCKS

Daily NVIDIA Report

MONDAY, JANUARY 6, 2025

[LONG-TERM OUTLOOK](#)

[MID-TERM OUTLOOK](#)

[NEAR-TERM OUTLOOK](#)

[HOME](#)



LONG-TERM OUTLOOK

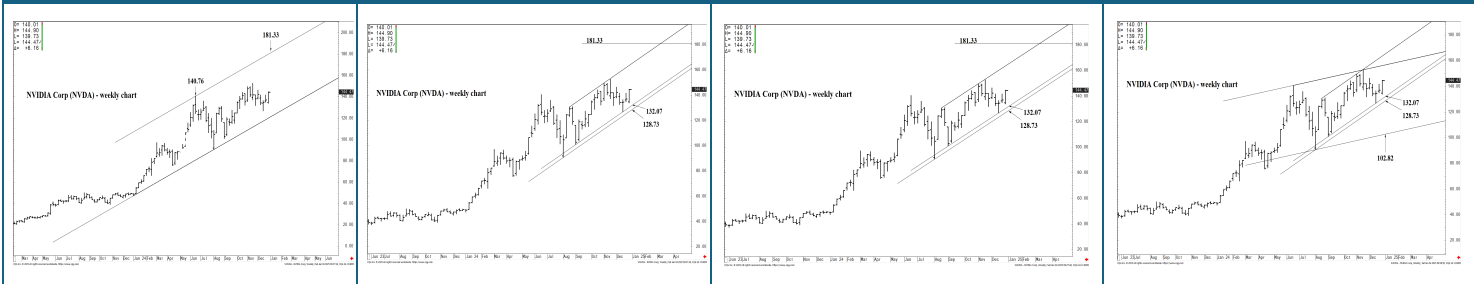
2-3 Months

SUPPORT AND RESISTANCE

181.33 *** Annual contain**

132.07 ** multi-week contain**
128.73 ** multi-week contain**

102.82 ** multi-week contain**



[LONG-TERM OUTLOOK](#)

[MID-TERM OUTLOOK](#)

[NEAR-TERM OUTLOOK](#)

[HOME](#)



O= 140.01
H= 144.90
L= 139.73
L= 144.47
Δ= +6.16

NVIDIA Corp (NVDA) - weekly chart



COG Inc. © 2025 All rights reserved worldwide. <https://www.cog.com>

S:NVDA - NVIDIA Corp, Weekly | Sat Jan 04 2025 09:27:54, COG 24-12.8085

SUPPORT AND RESISTANCE

181.33 *** Annual contain**

132.07 ** multi-week contain**

128.73 ** multi-week contain**

102.82 ** multi-week contain**

[LONG-TERM OUTLOOK](#)

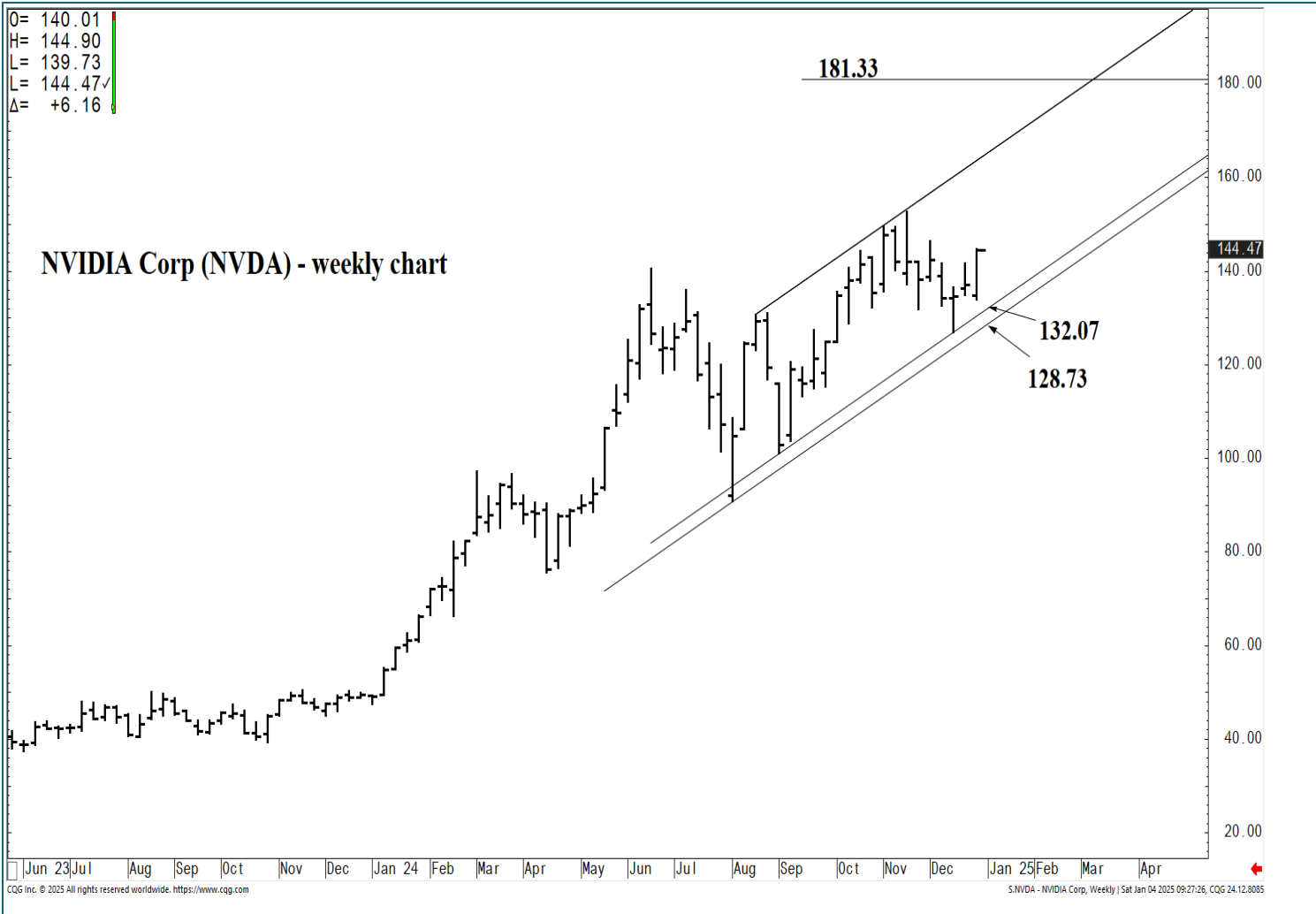
[MID-TERM OUTLOOK](#)

[NEAR-TERM OUTLOOK](#)

[HOME](#)

O= 140.01
H= 144.90
L= 139.73
C= 144.47
Δ= +6.16

NVIDIA Corp (NVDA) - weekly chart



SUPPORT AND RESISTANCE

181.33 *** Annual contain**

132.07 ** multi-week contain**
128.73 ** multi-week contain**

102.82 ** multi-week contain**

[LONG-TERM OUTLOOK](#)

[MID-TERM OUTLOOK](#)

[NEAR-TERM OUTLOOK](#)

[HOME](#)

O= 140.01
H= 144.90
L= 139.73
L= 144.47✓
Δ= +6.16

NVIDIA Corp (NVDA) - weekly chart



SUPPORT AND RESISTANCE

181.33 *** Annual contain**

132.07 ** multi-week contain**
128.73 ** multi-week contain**

102.82 ** multi-week contain**

[LONG-TERM OUTLOOK](#)

[MID-TERM OUTLOOK](#)

[NEAR-TERM OUTLOOK](#)

[HOME](#)

O= 140.01
H= 144.90
L= 139.73
L= 144.47✓
Δ= +6.16

NVIDIA Corp (NVDA) - weekly chart



Jun 23 Jul Aug Sep Oct Nov Dec Jan 24 Feb Mar Apr May Jun Jul Aug Sep Oct Nov Dec Jan 25 Feb Mar Apr

S:NVDA - NVIDIA Corp, Weekly | Sat Jan 04 2025 09:28:39, COG 24.12.8085

SUPPORT AND RESISTANCE

181.33 *** Annual contain**

132.07 ** multi-week contain**
128.73 ** multi-week contain**

102.82 ** multi-week contain**

[LONG-TERM OUTLOOK](#)

[MID-TERM OUTLOOK](#)

[NEAR-TERM OUTLOOK](#)

[HOME](#)



MID-TERM OUTLOOK

2-3 Weeks

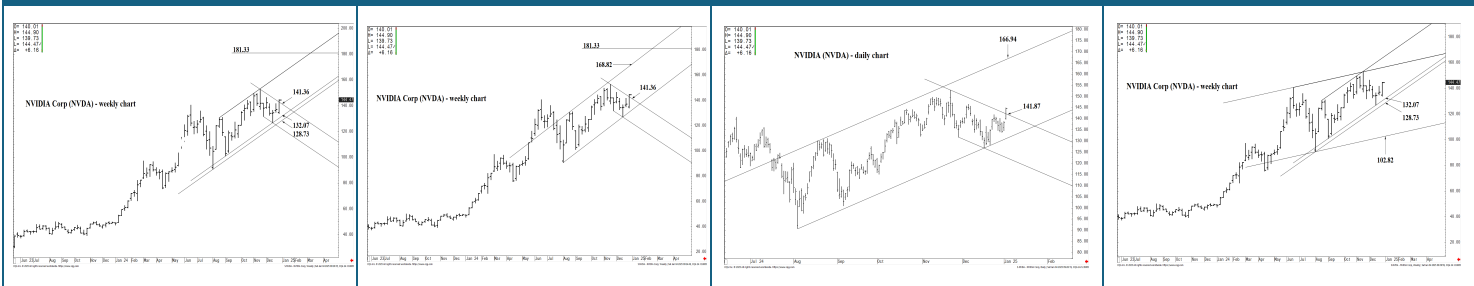
SUPPORT AND RESISTANCE

181.33 *** Annual contain UP**

168.82 ** multi-week contain**
166.94 ** multi-week contain**

141.87 * weekly containment**
141.36 * weekly containment**

132.07 ** multi-week contain**
128.73 ** multi-week contain DP**



[LONG-TERM OUTLOOK](#)

[MID-TERM OUTLOOK](#)

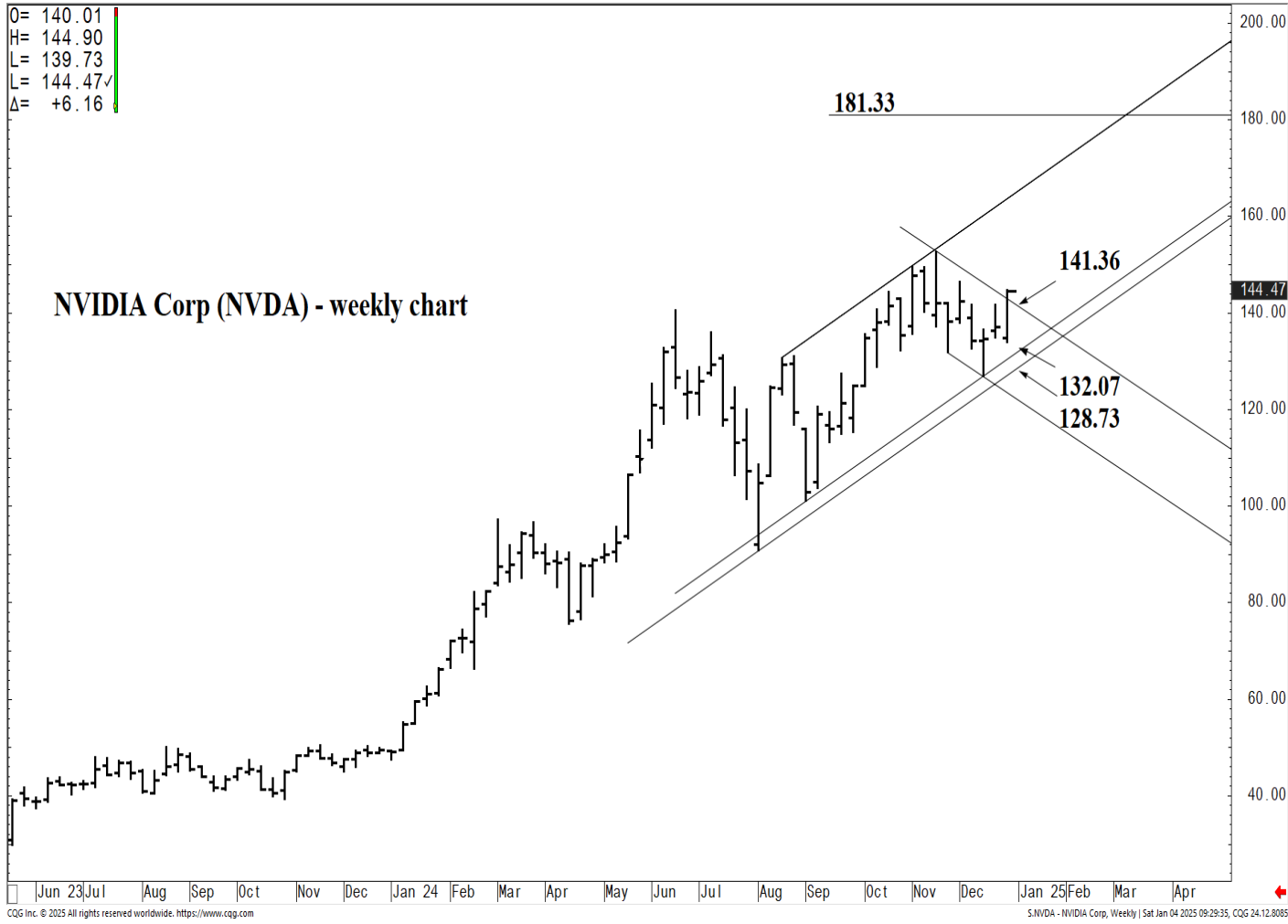
[NEAR-TERM OUTLOOK](#)

[HOME](#)



O= 140.01
 H= 144.90
 L= 139.73
 L= 144.47✓
 Δ= +6.16

NVIDIA Corp (NVDA) - weekly chart



SUPPORT AND RESISTANCE

181.33 *** Annual contain UP**

168.82 ** multi-week contain**
166.94 ** multi-week contain**

141.87 * weekly containment**
141.36 * weekly containment**

132.07 ** multi-week contain**
128.73 ** multi-week contain DP**

[LONG-TERM OUTLOOK](#)

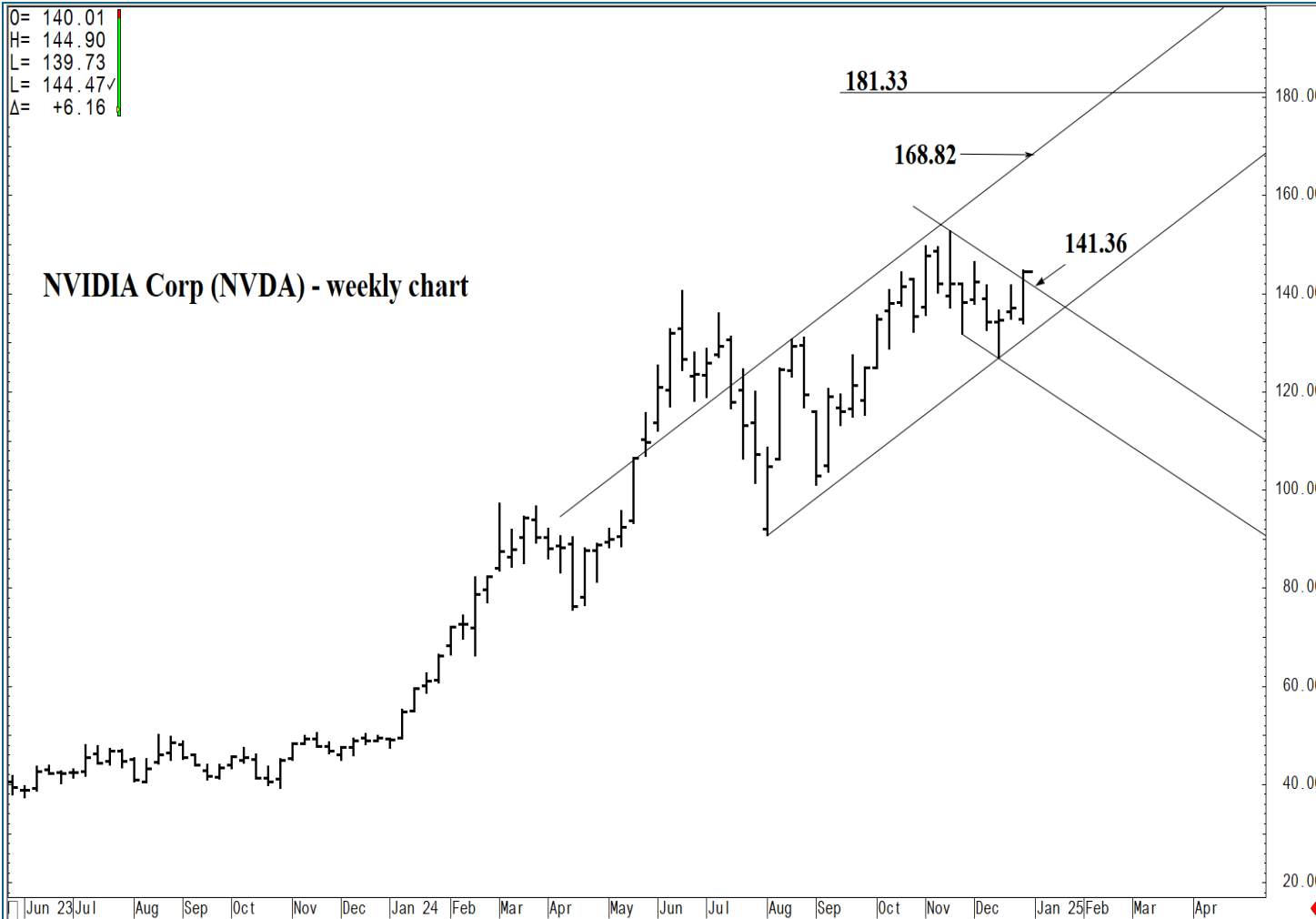
[MID-TERM OUTLOOK](#)

[NEAR-TERM OUTLOOK](#)

[HOME](#)

O= 140.01
 H= 144.90
 L= 139.73
 C= 144.47
 Δ= +6.16

NVIDIA Corp (NVDA) - weekly chart



SUPPORT AND RESISTANCE

181.33 *** Annual contain UP**

168.82 ** multi-week contain**
166.94 ** multi-week contain**

141.87 * weekly containment**
141.36 * weekly containment**

132.07 ** multi-week contain**
128.73 ** multi-week contain DP**

[LONG-TERM OUTLOOK](#)

[MID-TERM OUTLOOK](#)

[NEAR-TERM OUTLOOK](#)

[HOME](#)

O= 140.01
 H= 144.90
 L= 139.73
 L= 144.47✓
 Δ= +6.16

NVIDIA (NVDA) - daily chart



COG Inc. © 2025 All rights reserved worldwide. <https://www.cog.com>

S:NVDA - NVIDIA Corp, Daily | Sat Jan 04 2025 09:26:19, COG 24.12.8085

SUPPORT AND RESISTANCE

181.33 *** Annual contain UP**

168.82 ** multi-week contain**
166.94 ** multi-week contain**

141.87 * weekly containment**
141.36 * weekly containment**

132.07 ** multi-week contain**
128.73 ** multi-week contain DP**

[LONG-TERM OUTLOOK](#)

[MID-TERM OUTLOOK](#)

[NEAR-TERM OUTLOOK](#)

[HOME](#)

O= 140.01
 H= 144.90
 L= 139.73
 L= 144.47✓
 Δ= +6.16

NVIDIA Corp (NVDA) - weekly chart



COG Inc. © 2025 All rights reserved worldwide. <https://www.cog.com>

S:NVDA - NVIDIA Corp, Weekly | Sat Jan 04 2025 09:29:59, COG 24-12.8085

SUPPORT AND RESISTANCE

181.33 *** Annual contain UP**

168.82 ** multi-week contain**
166.94 ** multi-week contain**

141.87 * weekly containment**
141.36 * weekly containment**

132.07 ** multi-week contain**
128.73 ** multi-week contain DP**

[LONG-TERM OUTLOOK](#)

[MID-TERM OUTLOOK](#)

[NEAR-TERM OUTLOOK](#)

[HOME](#)



NEAR-TERM OUTLOOK

Today and 3-5 days out

SUPPORT AND RESISTANCE

152.89 * session containment

- 151.12 * minor
- 150.32 * minor
- 149.77 * minor
- 148.31 * intra-day containment
- 146.54 * minor
- 145.14 * minor
- 143.95 * minor

141.87 *** weekly containment

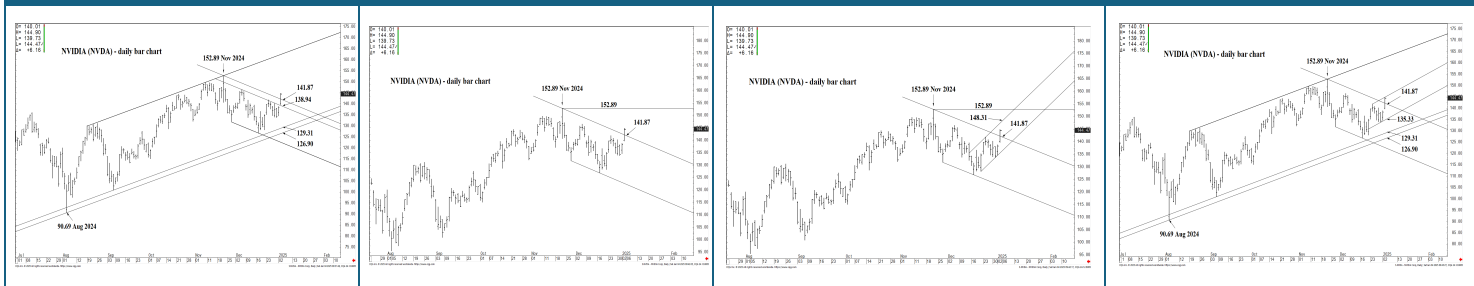
- 140.85 * minor
- 138.94 * intra-day containment
- 137.88 * minor
- 136.41 * minor

135.33 * session containment

- 134.00 * minor
- 132.72 * minor
- 130.42 * minor

129.31 **** multi-week contain

126.90 **** multi-week contain



[LONG-TERM OUTLOOK](#)

[MID-TERM OUTLOOK](#)

[NEAR-TERM OUTLOOK](#)

[HOME](#)



O= 140.01
 H= 144.90
 L= 139.73
 L= 144.47✓
 Δ= +6.16

NVIDIA (NVDA) - daily bar chart



SUPPORT AND RESISTANCE

152.89 * session containment

- 151.12 * minor
- 150.32 * minor
- 149.77 * minor
- 148.31 * intra-day containment
- 146.54 * minor
- 145.14 * minor
- 143.95 * minor

141.87 *** weekly containment

- 140.85 * minor
- 138.94 * intra-day containment
- 137.88 * minor
- 136.41 * minor

135.33 * session containment

- 134.00 * minor
- 132.72 * minor
- 130.42 * minor

129.31 **** multi-week contain

126.90 **** multi-week contain

[LONG-TERM OUTLOOK](#)

[MID-TERM OUTLOOK](#)

[NEAR-TERM OUTLOOK](#)

[HOME](#)

O= 140.01
 H= 144.90
 L= 139.73
 L= 144.47✓
 Δ= +6.16

NVIDIA (NVDA) - daily bar chart



SUPPORT AND RESISTANCE

152.89 * session containment

- 151.12 * minor
- 150.32 * minor
- 149.77 * minor
- 148.31 * intra-day containment
- 146.54 * minor
- 145.14 * minor
- 143.95 * minor

141.87 * weekly containment**

- 140.85 * minor
- 138.94 * intra-day containment
- 137.88 * minor
- 136.41 * minor

135.33 * session containment

- 134.00 * minor
- 132.72 * minor
- 130.42 * minor

129.31 ** multi-week contain**

126.90 ** multi-week contain**

[LONG-TERM OUTLOOK](#)

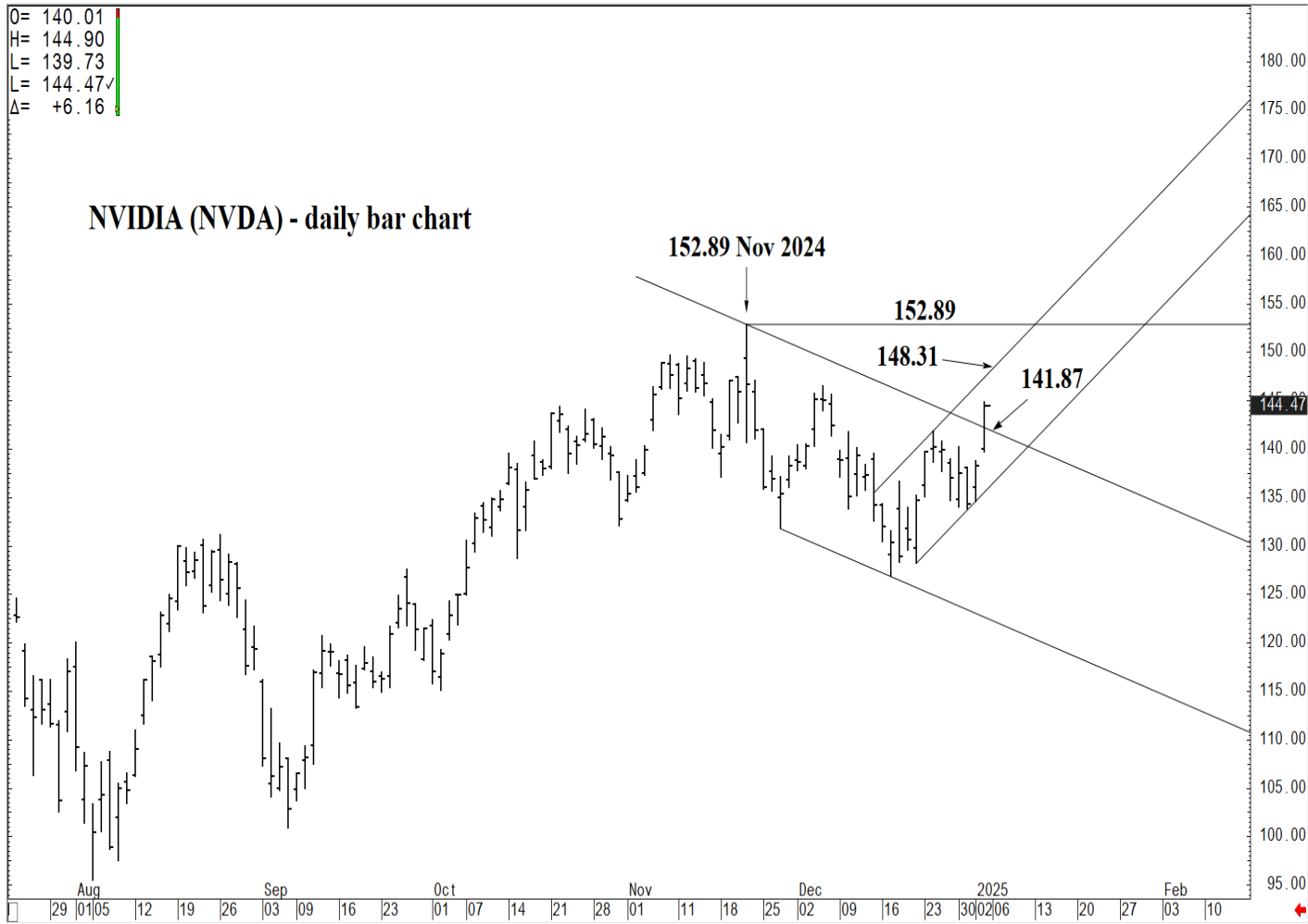
[MID-TERM OUTLOOK](#)

[NEAR-TERM OUTLOOK](#)

[HOME](#)

O= 140.01
H= 144.90
L= 139.73
C= 144.47
Δ= +6.16

NVIDIA (NVDA) - daily bar chart



COG Inc. © 2025 All rights reserved worldwide. <https://www.cog.com>

S:NVDA - NVIDIA Corp, Daily | Sat Jan 04 2025 09:42:17, COG 24.12.8085

SUPPORT AND RESISTANCE

152.89 * session containment

- 151.12 * minor
- 150.32 * minor
- 149.77 * minor
- 148.31 * intra-day containment
- 146.54 * minor
- 145.14 * minor
- 143.95 * minor

141.87 *** weekly containment

- 140.85 * minor
- 138.94 * intra-day containment
- 137.88 * minor
- 136.41 * minor

135.33 * session containment

- 134.00 * minor
- 132.72 * minor
- 130.42 * minor

129.31 **** multi-week contain

126.90 **** multi-week contain

[LONG-TERM OUTLOOK](#)

[MID-TERM OUTLOOK](#)

[NEAR-TERM OUTLOOK](#)

[HOME](#)

O= 140.01
 H= 144.90
 L= 139.73
 L= 144.47✓
 Δ= +6.16

NVIDIA (NVDA) - daily bar chart



SUPPORT AND RESISTANCE

152.89 * session containment

- 151.12 * minor
- 150.32 * minor
- 149.77 * minor
- 148.31 * intra-day containment
- 146.54 * minor
- 145.14 * minor
- 143.95 * minor

141.87 *** weekly containment

- 140.85 * minor
- 138.94 * intra-day containment
- 137.88 * minor
- 136.41 * minor

135.33 * session containment

- 134.00 * minor
- 132.72 * minor
- 130.42 * minor

129.31 **** multi-week contain

126.90 **** multi-week contain

[LONG-TERM OUTLOOK](#)

[MID-TERM OUTLOOK](#)

[NEAR-TERM OUTLOOK](#)

[HOME](#)