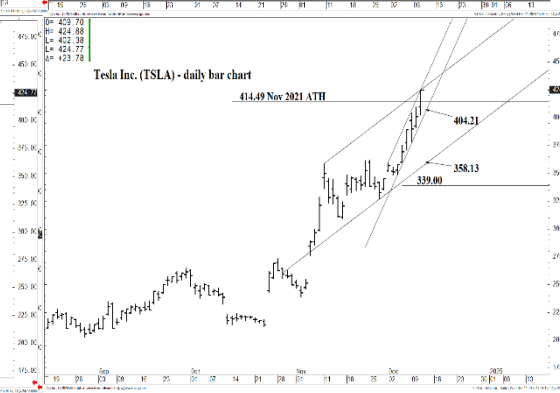
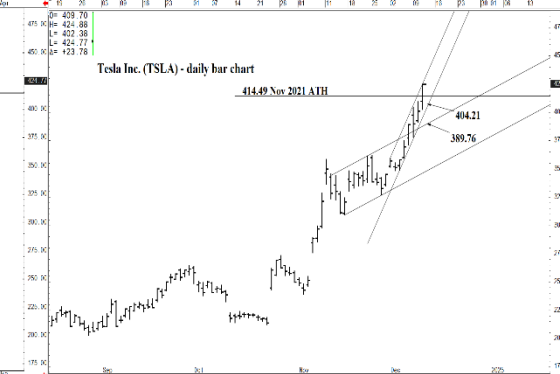
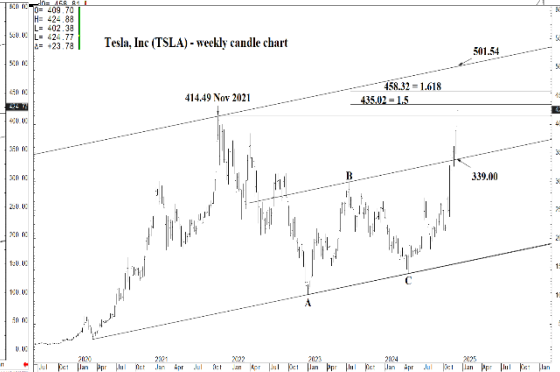




WICKED STOCKS

DIRECTIONAL CLARITY FOR THE ACTIVE INVESTOR



Support and Resistance

459.78 * weekly containment**
458.32 * weekly containment**

450.00 * minor
 445.00 * minor
 439.14 * minor
 435.02 * intra-day containment
 430.00 * minor
 425.00 * minor
 420.00 * minor

414.49 * weekly containment UP**

409.73 * minor

404.21 * session containment UP
402.38 * session containment DP

398.02 * minor
 393.40 * minor
 389.76 * intra-day containment
 380.04 * minor

374.30 * session containment

365.00 * minor
 358.13 * intra-day containment
 352.53 * minor

339.00 ** multi-wk contain UP**
333.03 ** multi-week contain**

O= 409.70
 H= 424.88
 L= 402.38
 C= 424.77
 Δ= +23.78

Tesla, Inc (TSLA) - weekly candle chart



Support and Resistance

- 459.78 *** weekly containment**
- 458.32 *** weekly containment**
- 450.00 * minor
- 445.00 * minor
- 439.14 * minor
- 435.02 * intra-day containment
- 430.00 * minor
- 425.00 * minor
- 420.00 * minor
- 414.49 *** weekly containment UP**
- 409.73 * minor
- 404.21 * session containment UP**
- 402.38 * session containment DP**
- 398.02 * minor
- 393.40 * minor
- 389.76 * intra-day containment
- 380.04 * minor
- 374.30 * session containment**
- 365.00 * minor
- 358.13 * intra-day containment
- 352.53 * minor
- 339.00 **** multi-wk contain UP**
- 333.03 **** multi-week contain**



O= 409.70
 H= 424.88
 L= 402.38
 C= 424.77
 Δ= +23.78

Tesla, Inc (TSLA) - weekly candle chart



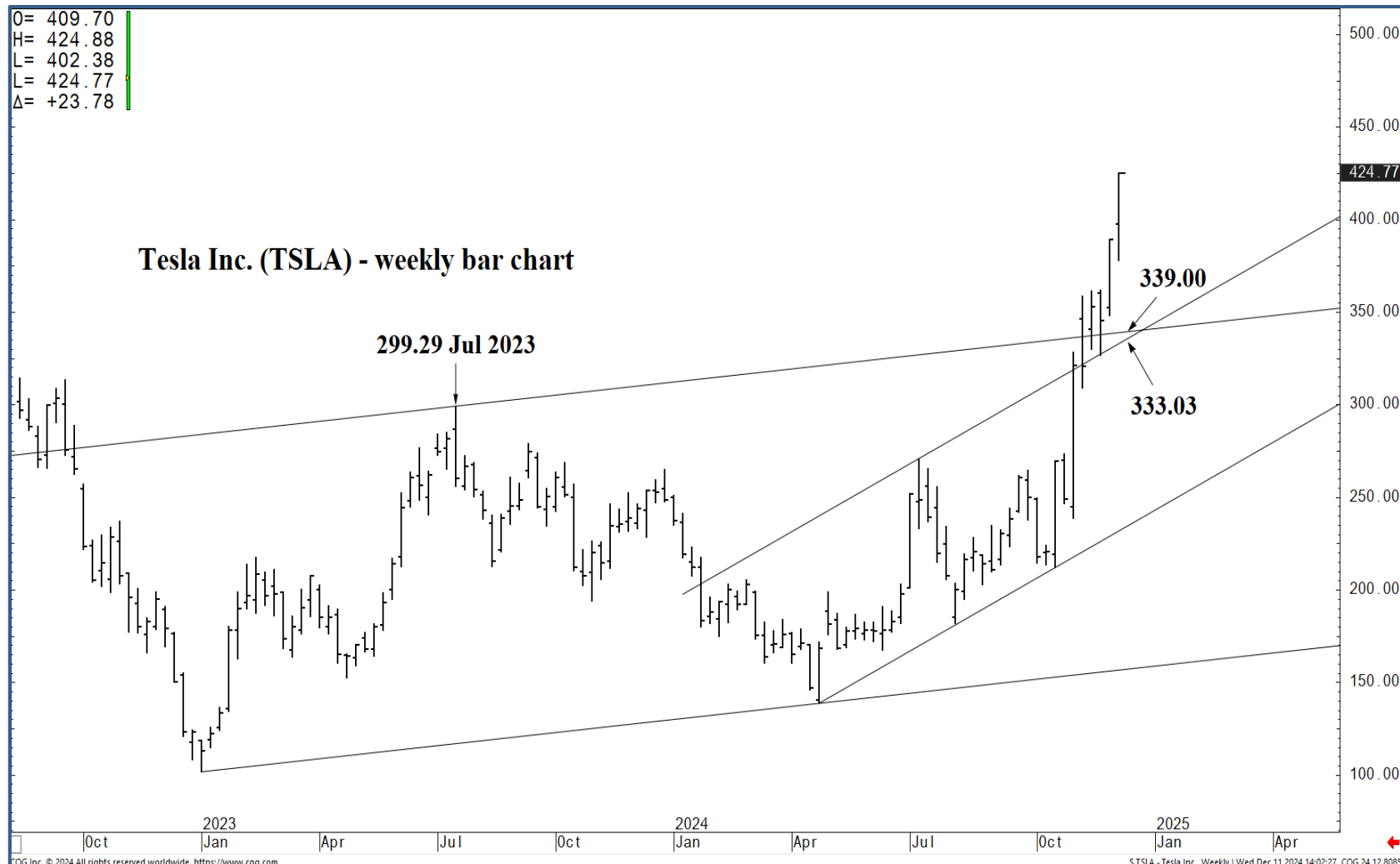
Support and Resistance

- 459.78** *** weekly containment
- 458.32** *** weekly containment
- 450.00 * minor
- 445.00 * minor
- 439.14 * minor
- 435.02 * intra-day containment
- 430.00 * minor
- 425.00 * minor
- 420.00 * minor
- 414.49** *** weekly containment UP
- 409.73 * minor
- 404.21** * session containment UP
- 402.38** * session containment DP
- 398.02 * minor
- 393.40 * minor
- 389.76 * intra-day containment
- 380.04 * minor
- 374.30** * session containment
- 365.00 * minor
- 358.13 * intra-day containment
- 352.53 * minor
- 339.00** **** multi-wk contain UP
- 333.03** **** multi-week contain



O= 409.70
H= 424.88
L= 402.38
L= 424.77
Δ= +23.78

Tesla Inc. (TSLA) - weekly bar chart



Support and Resistance

- 459.78 *** weekly containment**
- 458.32 *** weekly containment**
- 450.00 * minor
- 445.00 * minor
- 439.14 * minor
- 435.02 * intra-day containment
- 430.00 * minor
- 425.00 * minor
- 420.00 * minor
- 414.49 *** weekly containment UP**
- 409.73 * minor
- 404.21 * session containment UP**
- 402.38 * session containment DP**
- 398.02 * minor
- 393.40 * minor
- 389.76 * intra-day containment
- 380.04 * minor
- 374.30 * session containment**
- 365.00 * minor
- 358.13 * intra-day containment
- 352.53 * minor
- 339.00 **** multi-wk contain UP**
- 333.03 **** multi-week contain**



O= 409.70
 H= 424.88
 L= 402.38
 C= 424.77
 Δ= +23.78

Tesla Inc. (TSLA) - daily bar chart

414.49 Nov 2021 ATH



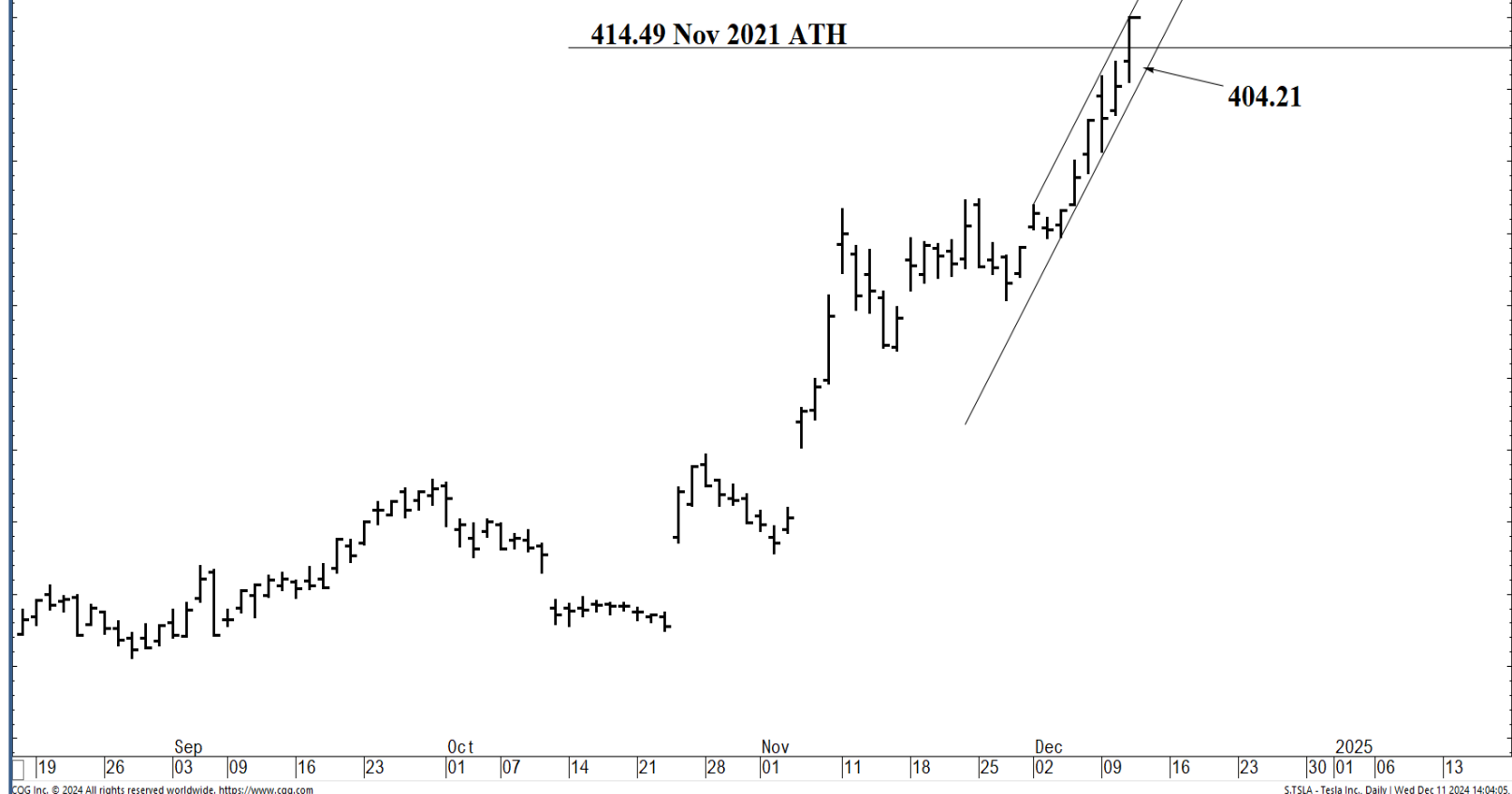
Support and Resistance

- 459.78** *** weekly containment
- 458.32** *** weekly containment
- 450.00 * minor
- 445.00 * minor
- 439.14 * minor
- 435.02 * intra-day containment
- 430.00 * minor
- 425.00 * minor
- 420.00 * minor
- 414.49** *** weekly containment UP
- 409.73 * minor
- 404.21** * session containment UP
- 402.38** * session containment DP
- 398.02 * minor
- 393.40 * minor
- 389.76 * intra-day containment
- 380.04 * minor
- 374.30** * session containment
- 365.00 * minor
- 358.13 * intra-day containment
- 352.53 * minor
- 339.00** **** multi-wk contain UP
- 333.03** **** multi-week contain



O= 409.70
 H= 424.88
 L= 402.38
 L= 424.77
 Δ= +23.78

Tesla Inc. (TSLA) - daily bar chart



Support and Resistance

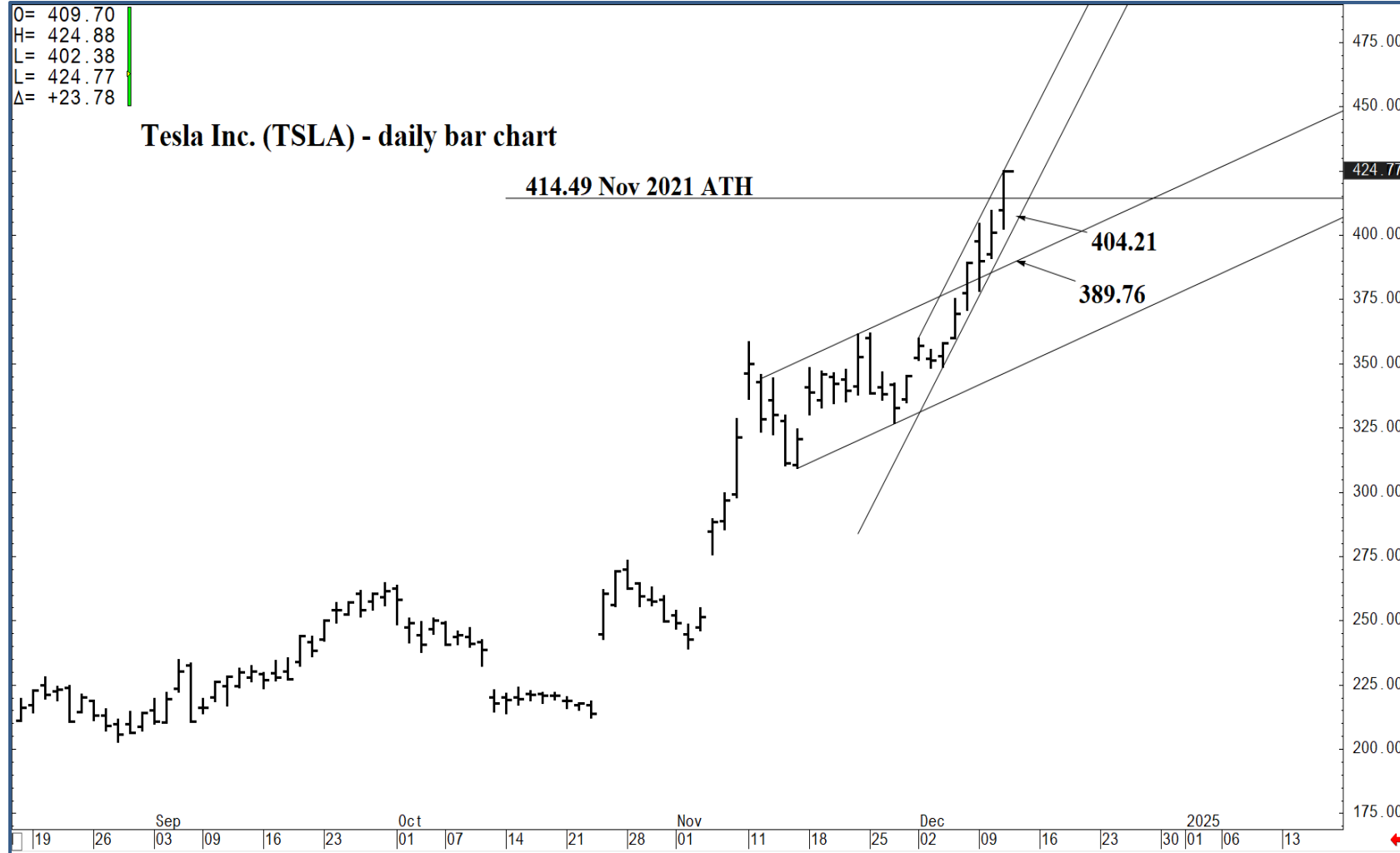
- 459.78** *** weekly containment
- 458.32** *** weekly containment
- 450.00 * minor
- 445.00 * minor
- 439.14 * minor
- 435.02 * intra-day containment
- 430.00 * minor
- 425.00 * minor
- 420.00 * minor
- 414.49** *** weekly containment UP
- 409.73 * minor
- 404.21** * session containment UP
- 402.38** * session containment DP
- 398.02 * minor
- 393.40 * minor
- 389.76 * intra-day containment
- 380.04 * minor
- 374.30** * session containment
- 365.00 * minor
- 358.13 * intra-day containment
- 352.53 * minor
- 339.00** **** multi-wk contain UP
- 333.03** **** multi-week contain



O= 409.70
 H= 424.88
 L= 402.38
 C= 424.77
 Δ= +23.78

Tesla Inc. (TSLA) - daily bar chart

414.49 Nov 2021 ATH



Support and Resistance

- 459.78** *** weekly containment
- 458.32** *** weekly containment
- 450.00 * minor
- 445.00 * minor
- 439.14 * minor
- 435.02 * intra-day containment
- 430.00 * minor
- 425.00 * minor
- 420.00 * minor
- 414.49** *** weekly containment UP
- 409.73 * minor
- 404.21** * session containment UP
- 402.38** * session containment DP
- 398.02 * minor
- 393.40 * minor
- 389.76 * intra-day containment
- 380.04 * minor
- 374.30** * session containment
- 365.00 * minor
- 358.13 * intra-day containment
- 352.53 * minor
- 339.00** **** multi-wk contain UP
- 333.03** **** multi-week contain

475.00
450.00
424.77
400.00
375.00
350.00
325.00
300.00
275.00
250.00
225.00
200.00
175.00

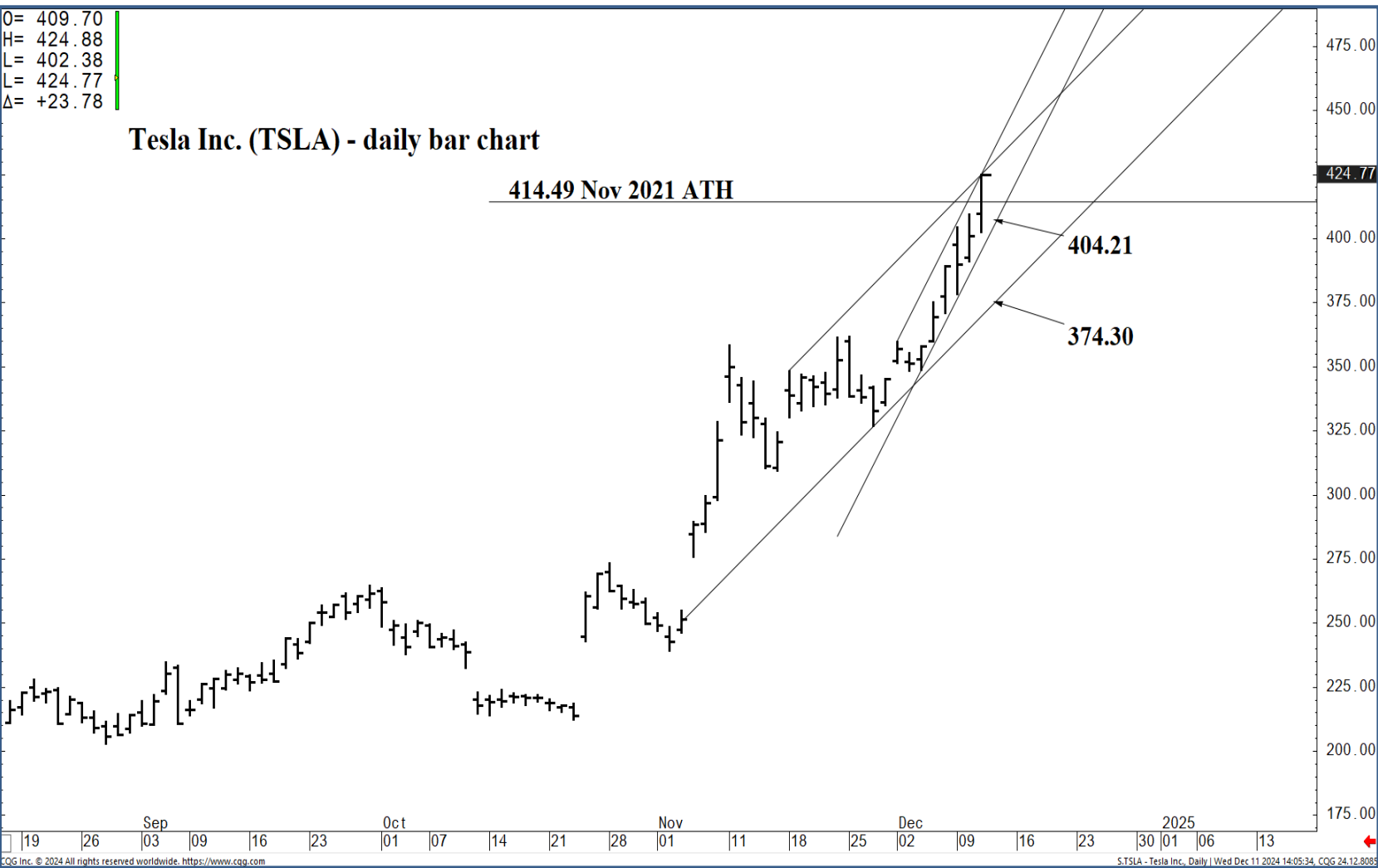
Sep 19 26 03 09 16 23 Oct 01 07 14 21 28 Nov 01 11 18 25 02 09 16 23 30 01 06 13 2025



O= 409.70
 H= 424.88
 L= 402.38
 C= 424.77
 Δ= +23.78

Tesla Inc. (TSLA) - daily bar chart

414.49 Nov 2021 ATH



Support and Resistance

- 459.78 *** weekly containment
- 458.32 *** weekly containment
- 450.00 * minor
- 445.00 * minor
- 439.14 * minor
- 435.02 * intra-day containment
- 430.00 * minor
- 425.00 * minor
- 420.00 * minor
- 414.49 *** weekly containment UP
- 409.73 * minor
- 404.21 * session containment UP
- 402.38 * session containment DP
- 398.02 * minor
- 393.40 * minor
- 389.76 * intra-day containment
- 380.04 * minor
- 374.30 * session containment
- 365.00 * minor
- 358.13 * intra-day containment
- 352.53 * minor
- 339.00 **** multi-wk contain UP
- 333.03 **** multi-week contain



O= 409.70
 H= 424.88
 L= 402.38
 C= 424.77
 Δ= +23.78

Tesla Inc. (TSLA) - daily bar chart



Support and Resistance

459.78 ***	weekly containment
458.32 ***	weekly containment
450.00 *	minor
445.00 *	minor
439.14 *	minor
435.02 *	intra-day containment
430.00 *	minor
425.00 *	minor
420.00 *	minor
414.49 ***	weekly containment UP
409.73 *	minor
404.21 *	session containment UP
402.38 *	session containment DP
398.02 *	minor
393.40 *	minor
389.76 *	intra-day containment
380.04 *	minor
374.30 *	session containment
365.00 *	minor
358.13 *	intra-day containment
352.53 *	minor
339.00 ****	multi-wk contain UP
333.03 ****	multi-week contain

