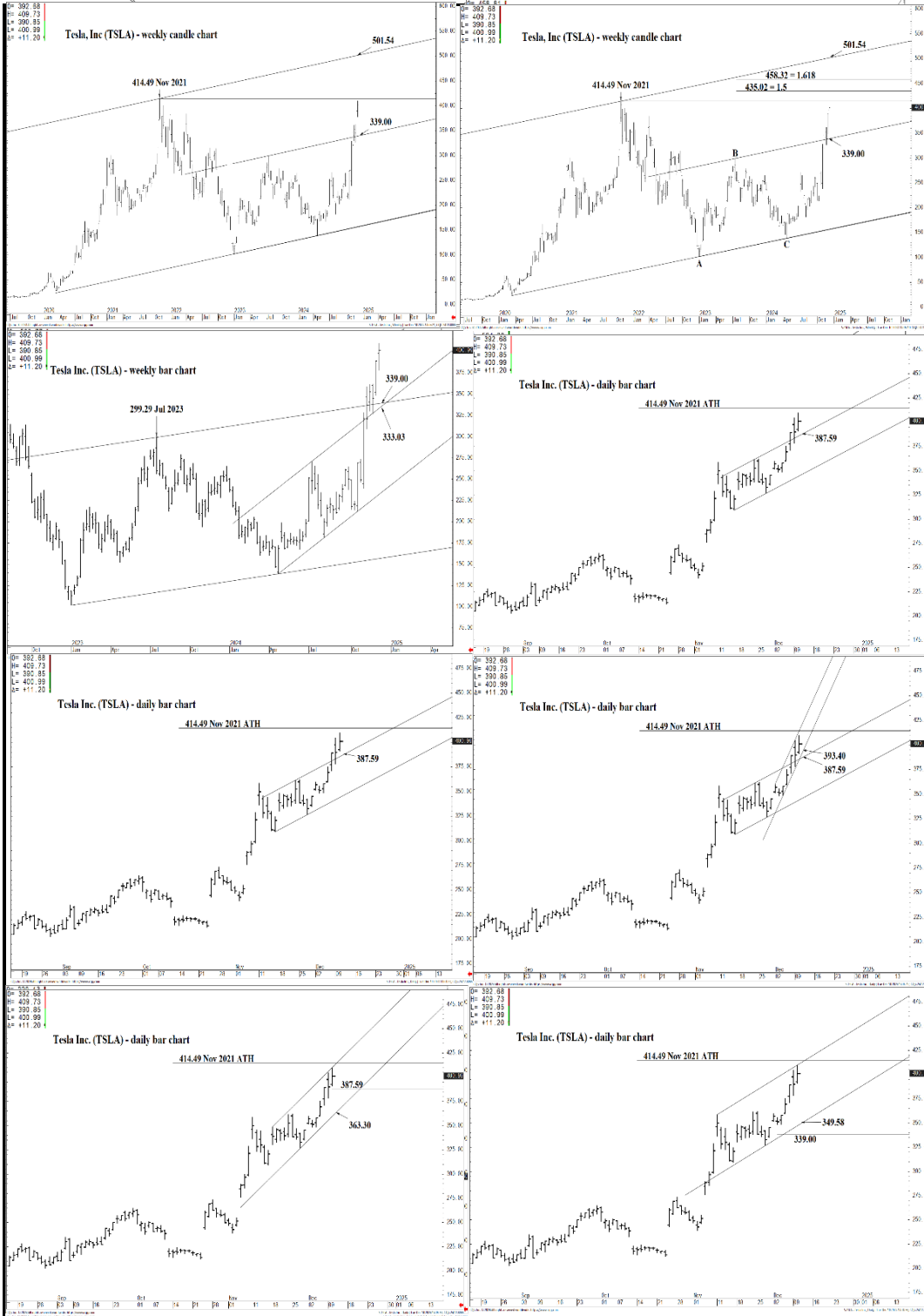




# WICKED STOCKS

DIRECTIONAL CLARITY FOR THE ACTIVE INVESTOR



## Support and Resistance

- 435.02** \* session containment
- 430.00 \* minor
- 425.00 \* minor
- 420.00 \* minor
- 414.49** \*\*\* weekly containment
- 409.73 \* minor
- 404.24 \* minor
- 398.02 \* minor
- 393.40 \* minor
- 387.59** \* session containment UP
- 380.04 \* minor
- 373.02 \* minor
- 369.49 \* minor
- 363.30** \* session containment
- 357.40 \* minor
- 352.53 \* minor
- 349.58** \*\*\* weekly containment
- 339.00** \*\*\*\* multi-wk contain UP
- 333.03** \*\*\*\* multi-week contain

O= 392.68  
 H= 409.73  
 L= 390.85  
 L= 400.99  
 Δ= +11.20

# Tesla, Inc (TSLA) - weekly candle chart



## Support and Resistance

- 435.02** \* session containment
- 430.00 \* minor
- 425.00 \* minor
- 420.00 \* minor
- 414.49** \*\*\* weekly containment
- 409.73 \* minor
- 404.24 \* minor
- 398.02 \* minor
- 393.40 \* minor
- 387.59** \* session containment UP
- 380.04 \* minor
- 373.02 \* minor
- 369.49 \* minor
- 363.30** \* session containment
- 357.40 \* minor
- 352.53 \* minor
- 349.58** \*\*\* weekly containment
- 339.00** \*\*\*\* multi-wk contain UP
- 333.03** \*\*\*\* multi-week contain



O= 392.68  
 H= 409.73  
 L= 390.85  
 C= 400.99  
 Δ= +11.20

# Tesla, Inc (TSLA) - weekly candle chart



## Support and Resistance

- 435.02** \* session containment
- 430.00 \* minor
- 425.00 \* minor
- 420.00 \* minor
- 414.49** \*\*\* weekly containment
- 409.73 \* minor
- 404.24 \* minor
- 398.02 \* minor
- 393.40 \* minor
- 387.59** \* session containment UP
- 380.04 \* minor
- 373.02 \* minor
- 369.49 \* minor
- 363.30** \* session containment
- 357.40 \* minor
- 352.53 \* minor
- 349.58** \*\*\* weekly containment
- 339.00** \*\*\*\* multi-wk contain UP
- 333.03** \*\*\*\* multi-week contain



O= 392.68  
 H= 409.73  
 L= 390.85  
 C= 400.99  
 Δ= +11.20

### Tesla Inc. (TSLA) - weekly bar chart



### Support and Resistance

- 435.02** \* session containment
- 430.00 \* minor
- 425.00 \* minor
- 420.00 \* minor
- 414.49** \*\*\* weekly containment
- 409.73 \* minor
- 404.24 \* minor
- 398.02 \* minor
- 393.40 \* minor
- 387.59** \* session containment UP
- 380.04 \* minor
- 373.02 \* minor
- 369.49 \* minor
- 363.30** \* session containment
- 357.40 \* minor
- 352.53 \* minor
- 349.58** \*\*\* weekly containment
- 339.00** \*\*\*\* multi-wk contain UP
- 333.03** \*\*\*\* multi-week contain



O= 392.68  
 H= 409.73  
 L= 390.85  
 L= 400.99  
 Δ= +11.20

# Tesla Inc. (TSLA) - daily bar chart

414.49 Nov 2021 ATH



## Support and Resistance

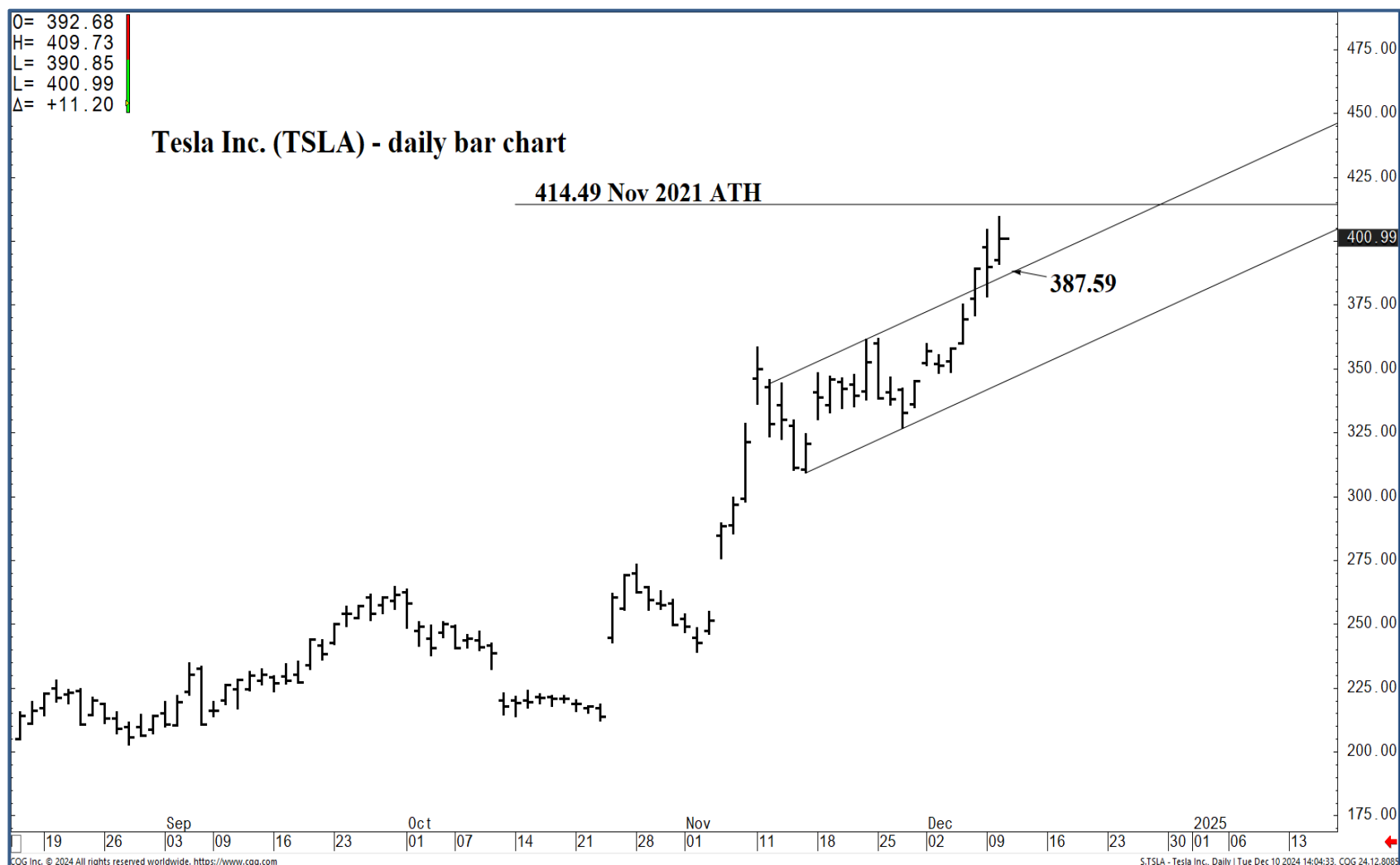
- 435.02** \* session containment
- 430.00 \* minor
- 425.00 \* minor
- 420.00 \* minor
- 414.49** \*\*\* weekly containment
- 409.73 \* minor
- 404.24 \* minor
- 398.02 \* minor
- 393.40 \* minor
- 387.59** \* session containment UP
- 380.04 \* minor
- 373.02 \* minor
- 369.49 \* minor
- 363.30** \* session containment
- 357.40 \* minor
- 352.53 \* minor
- 349.58** \*\*\* weekly containment
- 339.00** \*\*\*\* multi-wk contain UP
- 333.03** \*\*\*\* multi-week contain



O= 392.68  
 H= 409.73  
 L= 390.85  
 L= 400.99  
 Δ= +11.20

### Tesla Inc. (TSLA) - daily bar chart

414.49 Nov 2021 ATH



### Support and Resistance

- 435.02** \* session containment
- 430.00 \* minor
- 425.00 \* minor
- 420.00 \* minor
- 414.49** \*\*\* weekly containment
- 409.73 \* minor
- 404.24 \* minor
- 398.02 \* minor
- 393.40 \* minor
- 387.59** \* session containment UP
- 380.04 \* minor
- 373.02 \* minor
- 369.49 \* minor
- 363.30** \* session containment
- 357.40 \* minor
- 352.53 \* minor
- 349.58** \*\*\* weekly containment
- 339.00** \*\*\*\* multi-wk contain UP
- 333.03** \*\*\*\* multi-week contain

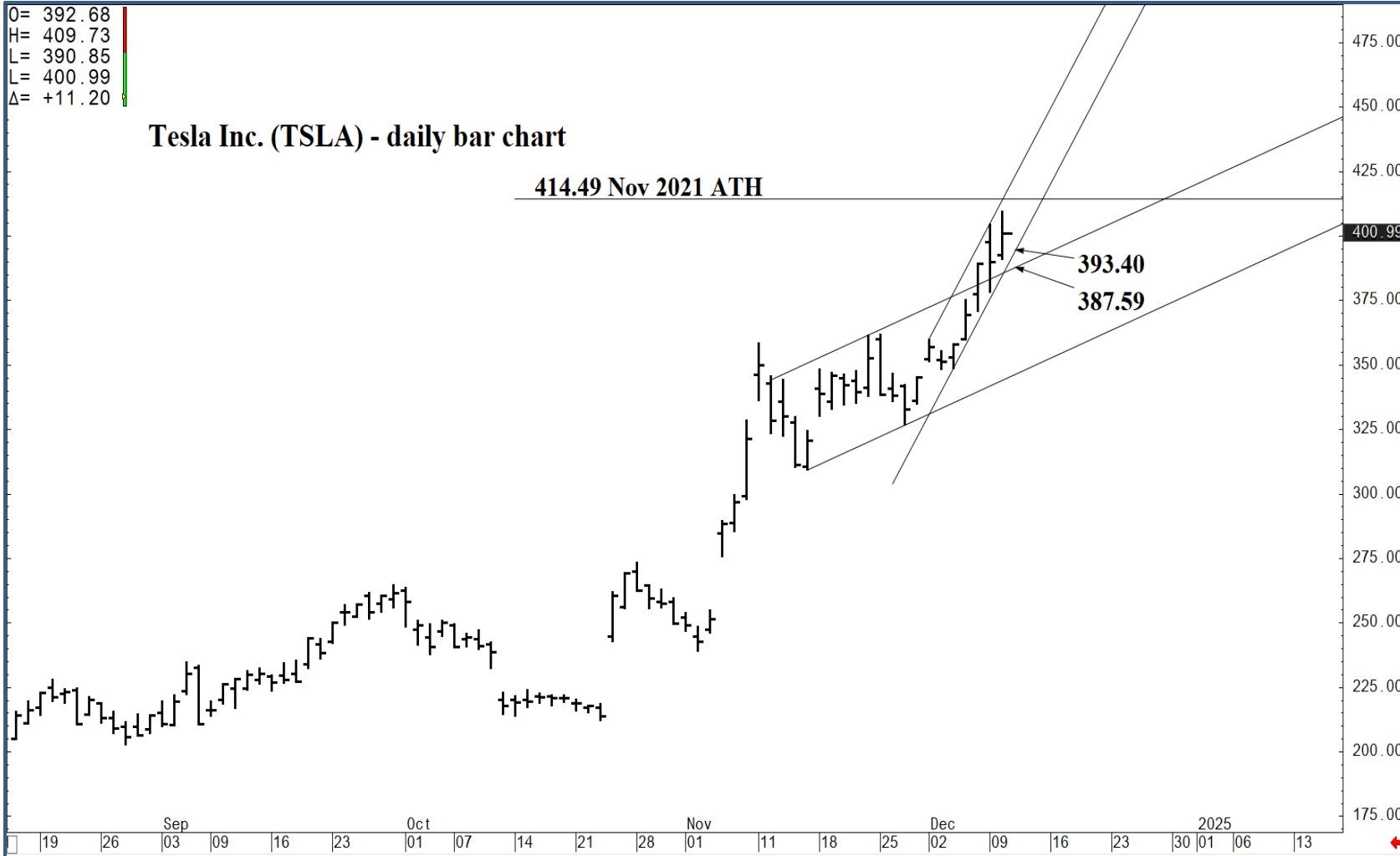
Sep 19 26 03 09 16 23 Oct 01 07 14 21 28 Nov 01 11 18 25 02 Dec 09 16 23 30 01 06 13



O= 392.68  
 H= 409.73  
 L= 390.85  
 L= 400.99  
 Δ= +11.20

## Tesla Inc. (TSLA) - daily bar chart

414.49 Nov 2021 ATH



### Support and Resistance

- 435.02** \* session containment
- 430.00 \* minor
- 425.00 \* minor
- 420.00 \* minor
- 414.49** \*\*\* weekly containment
- 409.73 \* minor
- 404.24 \* minor
- 398.02 \* minor
- 393.40 \* minor
- 387.59** \* session containment UP
- 380.04 \* minor
- 373.02 \* minor
- 369.49 \* minor
- 363.30** \* session containment
- 357.40 \* minor
- 352.53 \* minor
- 349.58** \*\*\* weekly containment
- 339.00** \*\*\*\* multi-wk contain UP
- 333.03** \*\*\*\* multi-week contain



O= 392.68  
 H= 409.73  
 L= 390.85  
 L= 400.99  
 Δ= +11.20

Tesla Inc. (TSLA) - daily bar chart

414.49 Nov 2021 ATH



**Support and Resistance**

- 435.02** \* session containment
- 430.00 \* minor
- 425.00 \* minor
- 420.00 \* minor
- 414.49** \*\*\* weekly containment
- 409.73 \* minor
- 404.24 \* minor
- 398.02 \* minor
- 393.40 \* minor
- 387.59** \* session containment UP
- 380.04 \* minor
- 373.02 \* minor
- 369.49 \* minor
- 363.30** \* session containment
- 357.40 \* minor
- 352.53 \* minor
- 349.58** \*\*\* weekly containment
- 339.00** \*\*\*\* multi-wk contain UP
- 333.03** \*\*\*\* multi-week contain

CGQ Inc. © 2024 All rights reserved worldwide. <https://www.cgq.com> S:TSLA - Tesla Inc., Daily | Tue Dec 10 2024 14:05:55, CGQ 24.12.8083





O= 392.68  
 H= 409.73  
 L= 390.85  
 L= 400.99  
 Δ= +11.20

### Tesla Inc. (TSLA) - daily bar chart



### Support and Resistance

- 435.02** \* session containment
- 430.00 \* minor
- 425.00 \* minor
- 420.00 \* minor
- 414.49** \*\*\* weekly containment
- 409.73 \* minor
- 404.24 \* minor
- 398.02 \* minor
- 393.40 \* minor
- 387.59** \* session containment UP
- 380.04 \* minor
- 373.02 \* minor
- 369.49 \* minor
- 363.30** \* session containment
- 357.40 \* minor
- 352.53 \* minor
- 349.58** \*\*\* weekly containment
- 339.00** \*\*\*\* multi-wk contain UP
- 333.03** \*\*\*\* multi-week contain

