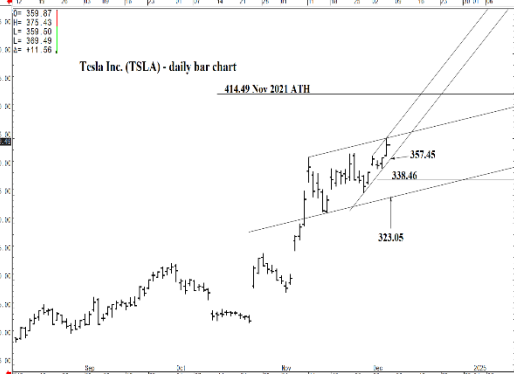




# WICKED STOCKS

DIRECTIONAL CLARITY FOR THE ACTIVE INVESTOR



## Support and Resistance

**414.49 \*\*\* weekly containment**

- 408.06 \* minor
- 404.00 \* minor
- 397.72 \* intra-day containment
- 389.18 \* minor
- 384.29 \* minor

**381.07 \* session containment**

- 375.43 \* minor
- 370.00 \* minor
- 364.56 \* intra-day containment
- 361.93 \* minor

**357.45 \* session containment DP**

- 351.15 \* minor
- 348.20 \* minor
- 345.16 \* minor
- 342.33 \* minor

**338.46 \*\*\*\* multi-wk contain UP**

- 335.28 \* minor
- 333.55 \* minor

**323.05 \*\*\* wkly containment DP**

O= 359.87  
 H= 375.43  
 L= 359.50  
 L= 369.49  
 Δ= +11.56

# Tesla, Inc (TSLA) - weekly candle chart



## Support and Resistance

- 414.49 \*\*\* weekly containment**
- 408.06 \* minor
- 404.00 \* minor
- 397.72 \* intra-day containment
- 389.18 \* minor
- 384.29 \* minor
  
- 381.07 \* session containment**
- 375.43 \* minor
- 370.00 \* minor
- 364.56 \* intra-day containment
- 361.93 \* minor
  
- 357.45 \* session containment DP**
- 351.15 \* minor
- 348.20 \* minor
- 345.16 \* minor
- 342.33 \* minor
  
- 338.46 \*\*\*\* multi-wk contain UP**
- 335.28 \* minor
- 333.55 \* minor
  
- 323.05 \*\*\* wkly containment DP**

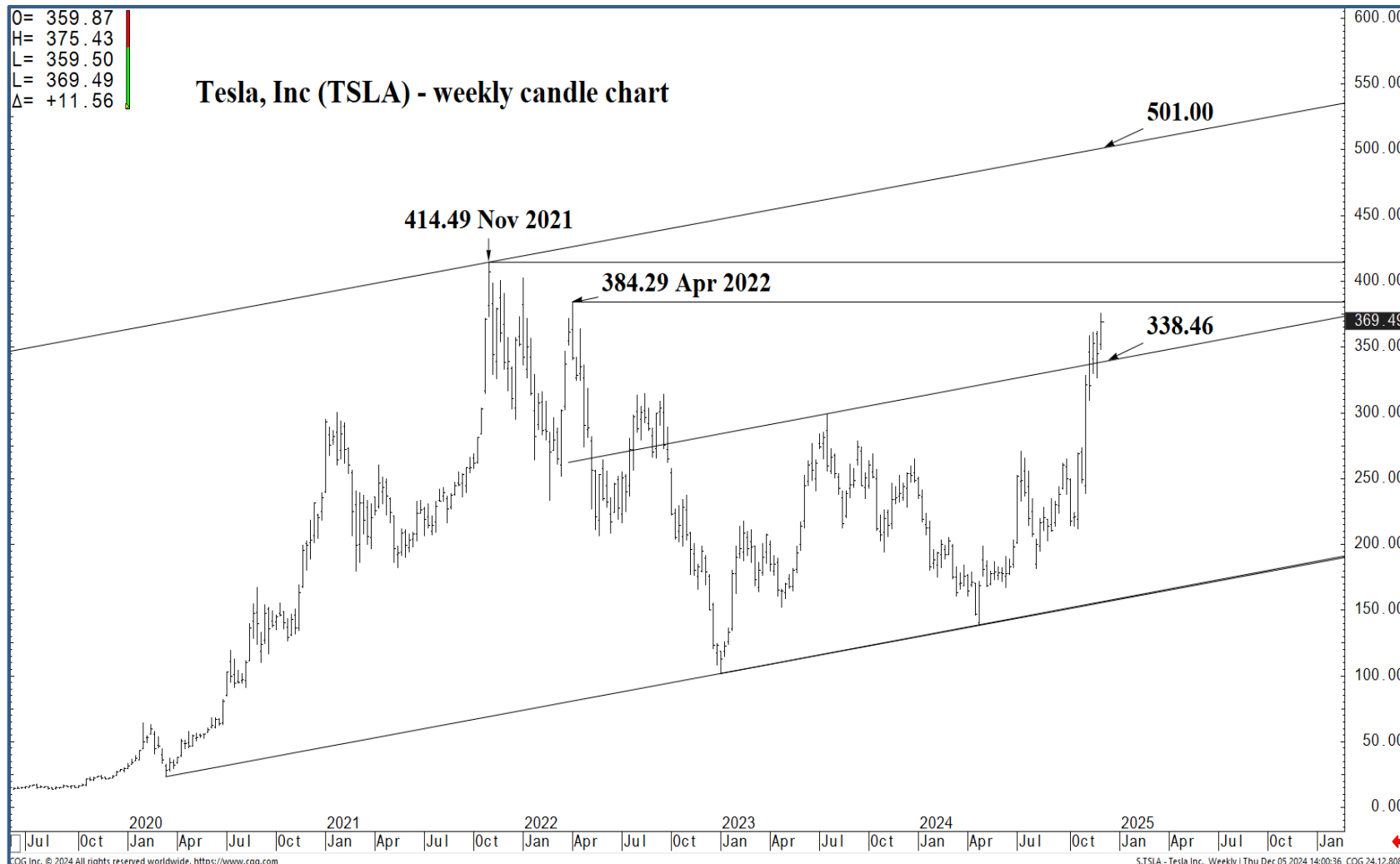
2020 Jul Oct Jan Apr Jul Oct 2021 Jan Apr Jul Oct 2022 Jan Apr Jul Oct 2023 Jan Apr Jul Oct 2024 Jan Apr Jul Oct 2025 Jan

CGI Inc. © 2024 All rights reserved worldwide. <https://www.cgi.com> S:TSLA - Tesla Inc., Weekly | Thu Dec 05 2024 14:00:48, CGI 24.12.8083



O= 359.87  
 H= 375.43  
 L= 359.50  
 Δ= +11.56

# Tesla, Inc (TSLA) - weekly candle chart



## Support and Resistance

- 414.49 \*\*\* weekly containment**
- 408.06 \* minor
- 404.00 \* minor
- 397.72 \* intra-day containment
- 389.18 \* minor
- 384.29 \* minor
- 381.07 \* session containment**
- 375.43 \* minor
- 370.00 \* minor
- 364.56 \* intra-day containment
- 361.93 \* minor
- 357.45 \* session containment DP**
- 351.15 \* minor
- 348.20 \* minor
- 345.16 \* minor
- 342.33 \* minor
- 338.46 \*\*\*\* multi-wk contain UP**
- 335.28 \* minor
- 333.55 \* minor
- 323.05 \*\*\* wkly containment DP**



O= 359.87  
 H= 375.43  
 L= 359.50  
 L= 369.49  
 Δ= +11.56

### Tesla Inc. (TSLA) - weekly bar chart



### Support and Resistance

- 414.49 \*\*\* weekly containment**
- 408.06 \* minor
- 404.00 \* minor
- 397.72 \* intra-day containment
- 389.18 \* minor
- 384.29 \* minor
- 381.07 \* session containment**
- 375.43 \* minor
- 370.00 \* minor
- 364.56 \* intra-day containment
- 361.93 \* minor
- 357.45 \* session containment DP**
- 351.15 \* minor
- 348.20 \* minor
- 345.16 \* minor
- 342.33 \* minor
- 338.46 \*\*\*\* multi-wk contain UP**
- 335.28 \* minor
- 333.55 \* minor
- 323.05 \*\*\* wkly containment DP**



O= 359.87  
 H= 375.43  
 L= 359.50  
 L= 369.49  
 Δ= +11.56

# Tesla Inc. (TSLA) - daily bar chart

**414.49 Nov 2021 ATH**

381.07

475.00  
 450.00  
 425.00  
 400.00  
 375.00  
 350.00  
 325.00  
 300.00  
 275.00  
 250.00  
 225.00  
 200.00  
 175.00

## Support and Resistance

- 414.49 \*\*\* weekly containment**
- 408.06 \* minor
- 404.00 \* minor
- 397.72 \* intra-day containment
- 389.18 \* minor
- 384.29 \* minor
- 381.07 \* session containment**
- 375.43 \* minor
- 370.00 \* minor
- 364.56 \* intra-day containment
- 361.93 \* minor
- 357.45 \* session containment DP**
- 351.15 \* minor
- 348.20 \* minor
- 345.16 \* minor
- 342.33 \* minor
- 338.46 \*\*\*\* multi-wk contain UP**
- 335.28 \* minor
- 333.55 \* minor
- 323.05 \*\*\* wkly containment DP**

12 19 26 Sep 03 09 16 23 01 07 14 21 28 Nov 01 11 18 25 Dec 02 09 16 23 30 01 06 2025

CGQ Inc. © 2024 All rights reserved worldwide. <https://www.cgq.com>

S:TSLA - Tesla Inc., Daily | Thu Dec 05 2024 14:02:04, CGQ 24.12.8085



O= 359.87  
 H= 375.43  
 L= 359.50  
 L= 369.49  
 Δ= +11.56

### Tesla Inc. (TSLA) - daily bar chart

**414.49 Nov 2021 ATH**



### Support and Resistance

- 414.49 \*\*\* weekly containment**
- 408.06 \* minor
- 404.00 \* minor
- 397.72 \* intra-day containment
- 389.18 \* minor
- 384.29 \* minor
- 381.07 \* session containment**
- 375.43 \* minor
- 370.00 \* minor
- 364.56 \* intra-day containment
- 361.93 \* minor
- 357.45 \* session containment DP**
- 351.15 \* minor
- 348.20 \* minor
- 345.16 \* minor
- 342.33 \* minor
- 338.46 \*\*\*\* multi-wk contain UP**
- 335.28 \* minor
- 333.55 \* minor
- 323.05 \*\*\* wkly containment DP**



O= 359.87  
 H= 375.43  
 L= 359.50  
 L= 369.49  
 Δ= +11.56

# Tesla Inc. (TSLA) - daily bar chart

414.49 Nov 2021 ATH



## Support and Resistance

**414.49 \*\*\* weekly containment**

- 408.06 \* minor
- 404.00 \* minor
- 397.72 \* intra-day containment
- 389.18 \* minor
- 384.29 \* minor

**381.07 \* session containment**

- 375.00 \* minor
- 370.00 \* minor
- 364.56 \* intra-day containment
- 361.93 \* minor

**357.45 \* session containment DP**

- 351.15 \* minor
- 348.20 \* minor
- 345.16 \* minor
- 342.33 \* minor

**338.46 \*\*\*\*\* multi-wk contain UP**

- 335.28 \* minor
- 333.55 \* minor

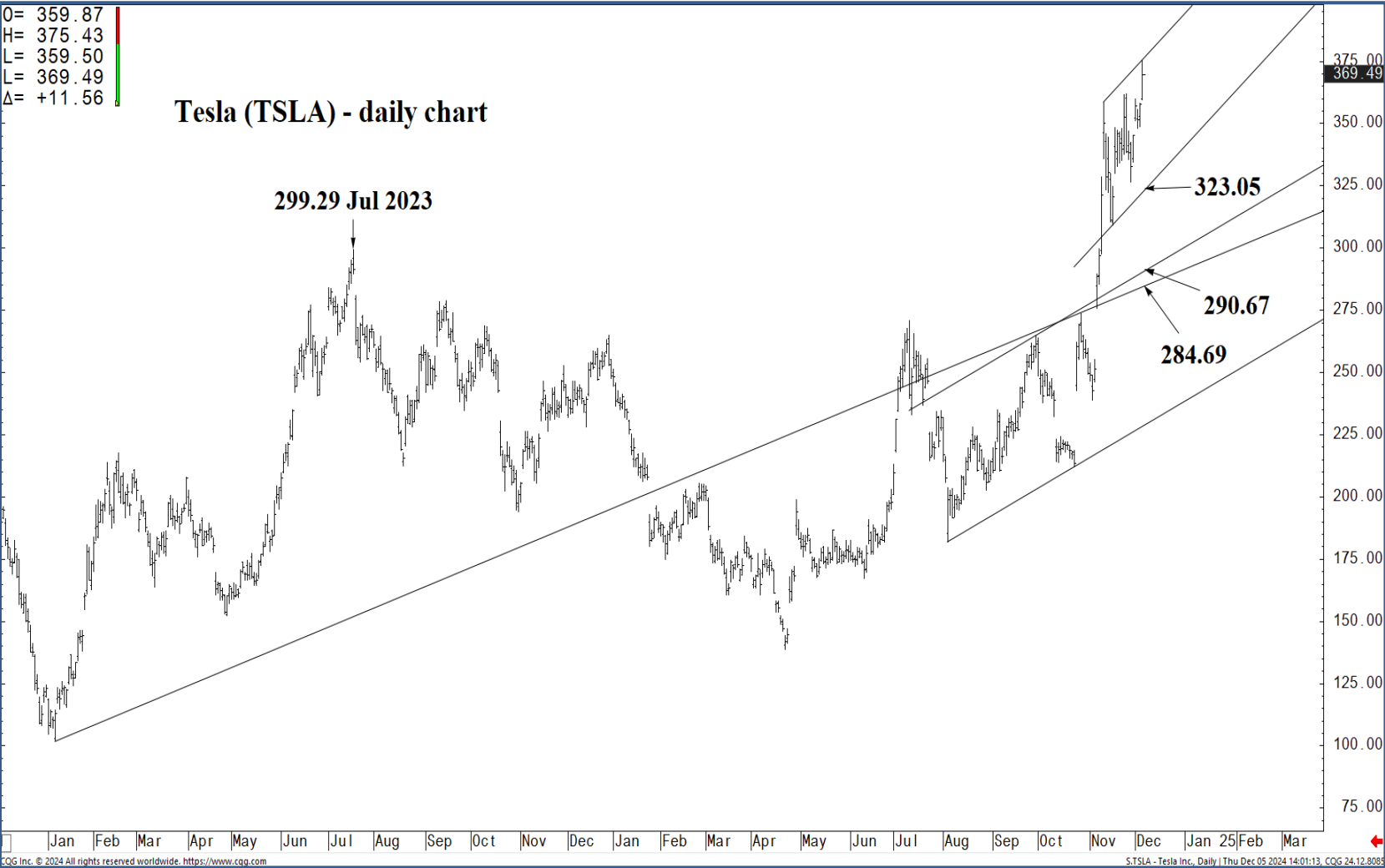
**323.05 \*\*\* wkly containment DP**



O= 359.87  
 H= 375.43  
 L= 359.50  
 C= 369.49  
 Δ= +11.56

### Tesla (TSLA) - daily chart

299.29 Jul 2023



### Support and Resistance

- 414.49 \*\*\* weekly containment**
- 408.06 \* minor
- 404.00 \* minor
- 397.72 \* intra-day containment
- 389.18 \* minor
- 384.29 \* minor
- 381.07 \* session containment**
- 375.43 \* minor
- 370.00 \* minor
- 364.56 \* intra-day containment
- 361.93 \* minor
- 357.45 \* session containment DP**
- 351.15 \* minor
- 348.20 \* minor
- 345.16 \* minor
- 342.33 \* minor
- 338.46 \*\*\*\* multi-wk contain UP**
- 335.28 \* minor
- 333.55 \* minor
- 323.05 \*\*\* wkly containment DP**

CGI Inc. © 2024 All rights reserved worldwide. <https://www.cgi.com>

S:TSLA - Tesla Inc., Daily | Thu Dec 05 2024 14:01:13, CQG 24.12.8083





O= 523.31  
 H= 524.03  
 L= 521.38  
 C= 521.42  
 Δ= -1.84

### QQQ daily chart



### Support and Resistance

- 414.49 \*\*\* weekly containment**
- 408.06 \* minor
- 404.00 \* minor
- 397.72 \* intra-day containment
- 389.18 \* minor
- 384.29 \* minor
- 381.07 \* session containment**
- 375.43 \* minor
- 370.00 \* minor
- 364.56 \* intra-day containment
- 361.93 \* minor
- 357.45 \* session containment DP**
- 351.15 \* minor
- 348.20 \* minor
- 345.16 \* minor
- 342.33 \* minor
- 338.46 \*\*\*\* multi-wk contain UP**
- 335.28 \* minor
- 333.55 \* minor
- 323.05 \*\*\* wkly containment DP**

