



WICKED STOCKS

DIRECTIONAL CLARITY FOR THE ACTIVE INVESTOR



Support and Resistance

- 384.29 * intra-day containment
- 380.02 * minor
- 378.90 * session containment**
- 376.51 * minor
- 370.00 * minor
- 366.52 * minor
- 364.23 * intra-day containment
- 361.93 * minor
- 358.55 * minor
- 355.35 * minor
- 351.15 * minor
- 348.20 * minor
- 345.16 * minor
- 341.70 * minor
- 338.46 **** multi-wk contain**
- 335.28 * minor
- 332.75 * minor
- 328.95 * intra-day containment
- 324.67 * minor
- 320.72 * minor
- 316.49 * minor
- 313.50 * session containment**

O= 353.00
 H= 358.10
 L= 348.60
 C= 357.93
 Δ= +6.51

Tesla, Inc (TSLA) - weekly candle chart



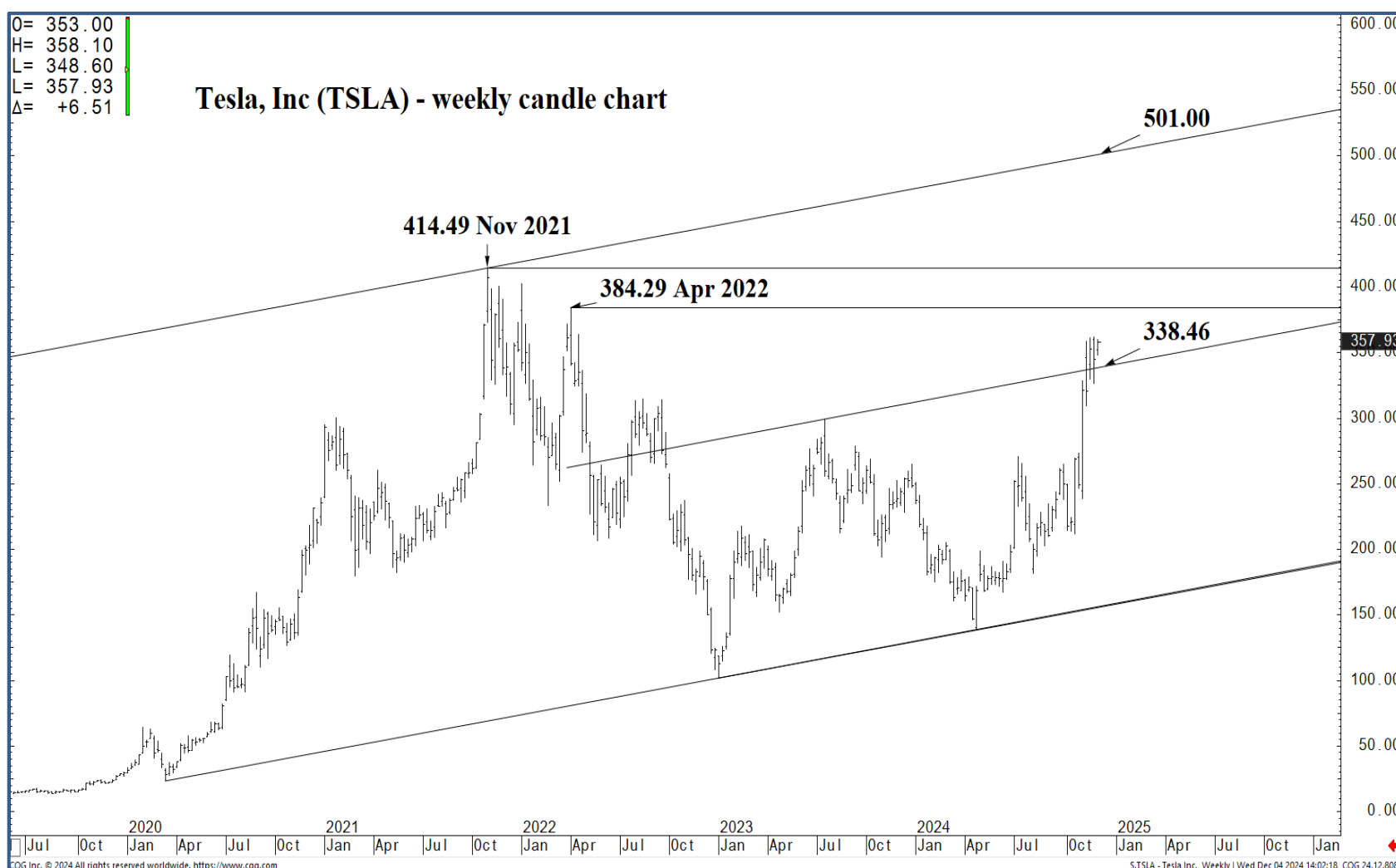
Support and Resistance

- 384.29 * intra-day containment
- 380.02 * minor
- 378.90 * session containment**
- 376.51 * minor
- 370.00 * minor
- 366.52 * minor
- 364.23 * intra-day containment
- 361.93 * minor
- 358.55 * minor
- 355.35 * minor
- 351.15 * minor
- 348.20 * minor
- 345.16 * minor
- 341.70 * minor
- 338.46 **** multi-wk contain**
- 335.28 * minor
- 332.75 * minor
- 328.95 * intra-day containment
- 324.67 * minor
- 320.72 * minor
- 316.49 * minor
- 313.50 * session containment**



O= 353.00
 H= 358.10
 L= 348.60
 C= 357.93
 Δ= +6.51

Tesla, Inc (TSLA) - weekly candle chart



Support and Resistance

- 384.29 * intra-day containment
- 380.02 * minor
- 378.90 * session containment**
- 376.51 * minor
- 370.00 * minor
- 366.52 * minor
- 364.23 * intra-day containment
- 361.93 * minor
- 358.55 * minor
- 355.35 * minor
- 351.15 * minor
- 348.20 * minor
- 345.16 * minor
- 341.70 * minor
- 338.46 **** multi-wk contain**
- 335.28 * minor
- 332.75 * minor
- 328.95 * intra-day containment
- 324.67 * minor
- 320.72 * minor
- 316.49 * minor
- 313.50 * session containment**



O= 353.00
 H= 358.10
 L= 348.60
 C= 357.93
 Δ= +6.51

Tesla Inc. (TSLA) - weekly bar chart



400.00
 375.00
 350.00
 325.00
 300.00
 275.00
 250.00
 225.00
 200.00
 175.00
 150.00
 125.00
 100.00
 75.00

Support and Resistance

- 384.29 * intra-day containment
- 380.02 * minor
- 378.90 * session containment**
- 376.51 * minor
- 370.00 * minor
- 366.52 * minor
- 364.23 * intra-day containment
- 361.93 * minor
- 358.55 * minor
- 355.35 * minor
- 351.15 * minor
- 348.20 * minor
- 345.16 * minor
- 341.70 * minor
- 338.46 **** multi-wk contain**
- 335.28 * minor
- 332.75 * minor
- 328.95 * intra-day containment
- 324.67 * minor
- 320.72 * minor
- 316.49 * minor
- 313.50 * session containment**

2023 Oct Jan Apr Jul Oct 2024 Jan Apr Jul Oct 2025 Jan Apr

CGI Inc. © 2024 All rights reserved worldwide. <https://www.cgi.com>

S.TSLA - Tesla Inc., Weekly | Wed Dec 04 2024 14:02:51, CQG 24.12.8083



O= 353.00
 H= 358.10
 L= 348.60
 L= 357.93
 Δ= +6.51

Tesla (TSLA) - daily chart



Support and Resistance

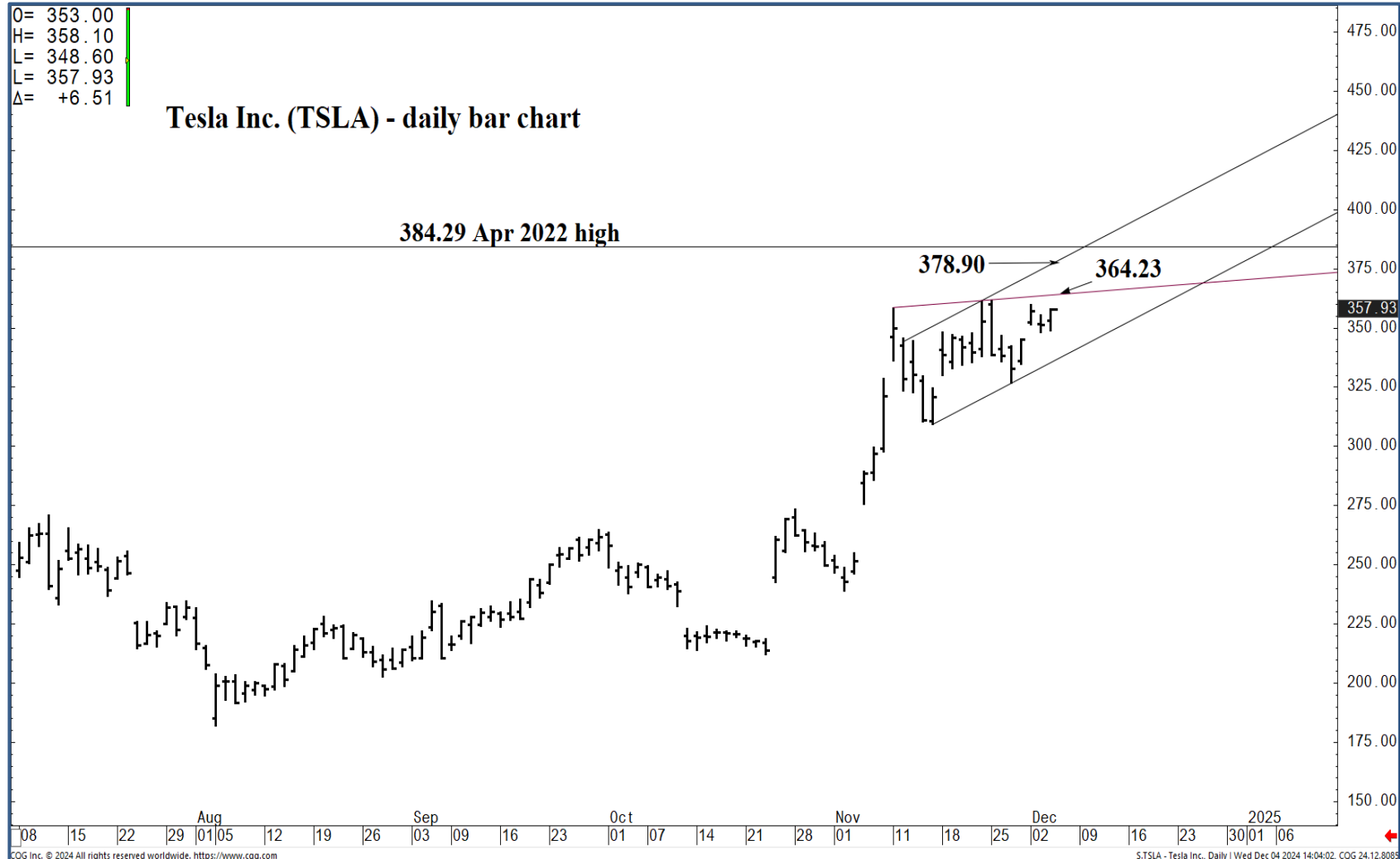
- 384.29 * intra-day containment
- 380.02 * minor
- 378.90 * session containment**
- 376.51 * minor
- 370.00 * minor
- 366.52 * minor
- 364.23 * intra-day containment
- 361.93 * minor
- 358.55 * minor
- 355.35 * minor
- 351.15 * minor
- 348.20 * minor
- 345.16 * minor
- 341.70 * minor
- 338.46 ***** multi-wk contain**
- 335.28 * minor
- 332.75 * minor
- 328.95 * intra-day containment
- 324.67 * minor
- 320.72 * minor
- 316.49 * minor
- 313.50 * session containment**



O= 353.00
 H= 358.10
 L= 348.60
 L= 357.93
 Δ= +6.51

Tesla Inc. (TSLA) - daily bar chart

384.29 Apr 2022 high



Support and Resistance

- 384.29 * intra-day containment
- 380.02 * minor
- 378.90 * session containment**
- 376.51 * minor
- 370.00 * minor
- 366.52 * minor
- 364.23 * intra-day containment
- 361.93 * minor
- 357.93 * minor
- 355.35 * minor
- 351.15 * minor
- 348.20 * minor
- 345.16 * minor
- 341.70 * minor
- 338.46 **** multi-wk contain**
- 335.28 * minor
- 332.75 * minor
- 328.95 * intra-day containment
- 324.67 * minor
- 320.72 * minor
- 316.49 * minor
- 313.50 * session containment**

08 | 15 | 22 | 29 | 01 | 05 | 12 | 19 | 26 | 03 | 09 | 16 | 23 | 01 | 07 | 14 | 21 | 28 | 01 | 11 | 18 | 25 | 02 | 09 | 16 | 23 | 30 | 01 | 06

Aug Sep Oct Nov Dec 2025

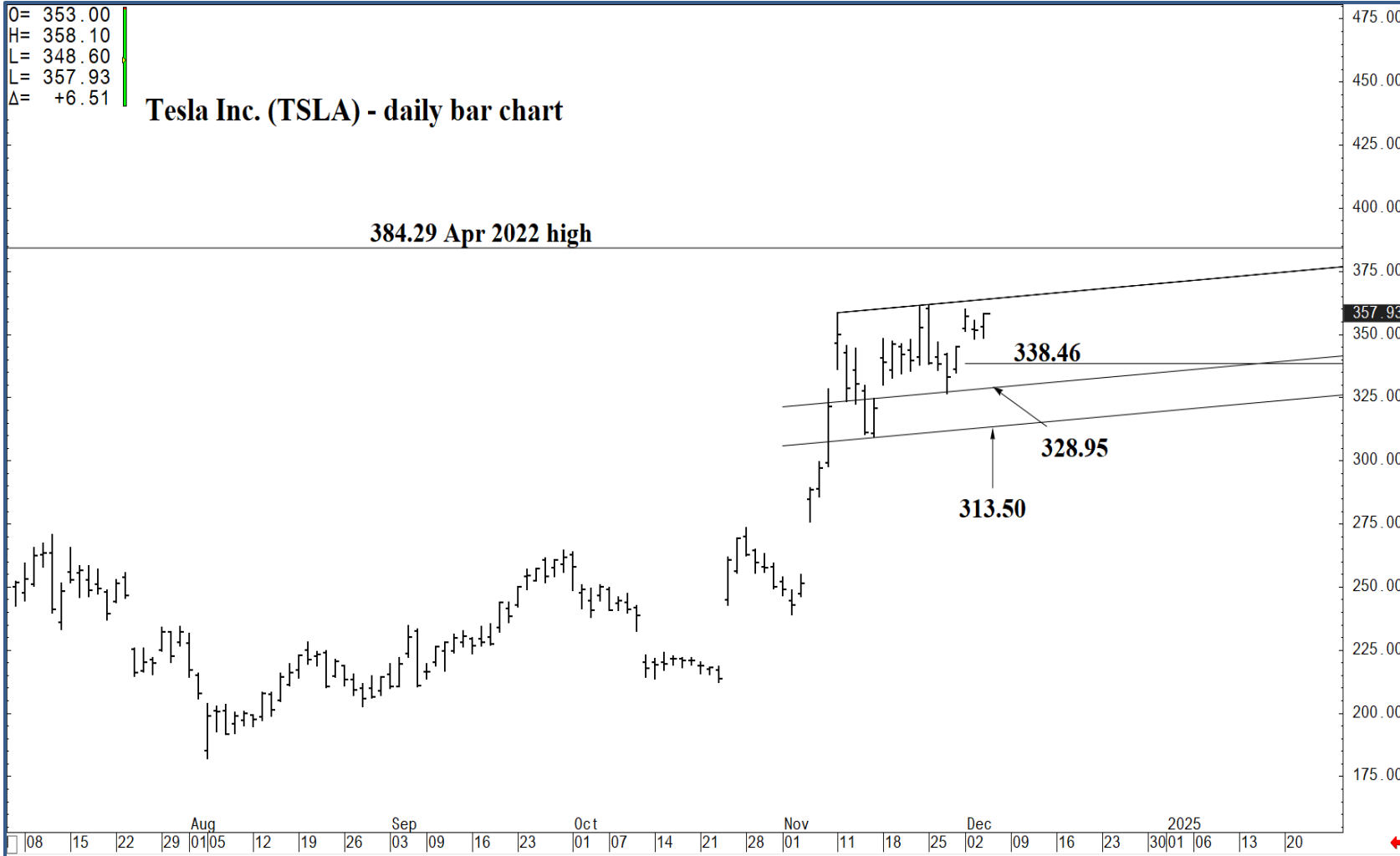
CGI Inc. © 2024 All rights reserved worldwide. <https://www.cgi.com> S:TSLA - Tesla Inc., Daily | Wed Dec 04 2024 14:04:02, CGI 24.12.8085



O= 353.00
 H= 358.10
 L= 348.60
 C= 357.93
 Δ= +6.51

Tesla Inc. (TSLA) - daily bar chart

384.29 Apr 2022 high



Support and Resistance

- 384.29 * intra-day containment
- 380.02 * minor
- 378.90 * session containment**
- 376.51 * minor
- 370.00 * minor
- 366.52 * minor
- 364.23 * intra-day containment
- 361.93 * minor
- 358.55 * minor
- 355.35 * minor
- 351.15 * minor
- 348.20 * minor
- 345.16 * minor
- 341.70 * minor
- 338.46 **** multi-wk contain**
- 335.28 * minor
- 332.75 * minor
- 328.95 * intra-day containment
- 324.67 * minor
- 320.72 * minor
- 316.49 * minor
- 313.50 * session containment**



O= 353.00
H= 358.10
L= 348.60
L= 357.93
Δ= +6.51

Tesla (TSLA) - daily chart

299.29 Jul 2023



Support and Resistance

- 384.29 * intra-day containment
- 380.02 * minor
- 378.90 * session containment**
- 376.51 * minor
- 370.00 * minor
- 366.52 * minor
- 364.23 * intra-day containment
- 361.93 * minor
- 358.55 * minor
- 355.35 * minor
- 351.15 * minor
- 348.20 * minor
- 345.16 * minor
- 341.70 * minor
- 338.46 **** multi-wk contain**
- 335.28 * minor
- 332.75 * minor
- 328.95 * intra-day containment
- 324.67 * minor
- 320.72 * minor
- 316.49 * minor
- 313.50 * session containment**

Dec Jan Feb Mar Apr May Jun Jul Aug Sep Oct Nov Dec Jan Feb Mar Apr May Jun Jul Aug Sep Oct Nov Dec Jan 25 Feb Mar
CGI Inc. © 2024 All rights reserved worldwide. https://www.cgi.com S:TSLA - Tesla Inc., Daily | Wed Dec 04 2024 14:03:17, CQG 24.12.8083



O= 520.32
H= 523.52
L= 519.60
L= 522.84
Δ= +5.97

QQQ daily chart



Support and Resistance

- 384.29 * intra-day containment
- 380.02 * minor
- 378.90 * session containment**
- 376.51 * minor
- 370.00 * minor
- 366.52 * minor
- 364.23 * intra-day containment
- 361.93 * minor
- 358.55 * minor
- 355.35 * minor
- 351.15 * minor
- 348.20 * minor
- 345.16 * minor
- 341.70 * minor
- 338.46 **** multi-wk contain**
- 335.28 * minor
- 332.75 * minor
- 328.95 * intra-day containment
- 324.67 * minor
- 320.72 * minor
- 316.49 * minor
- 313.50 * session containment**

