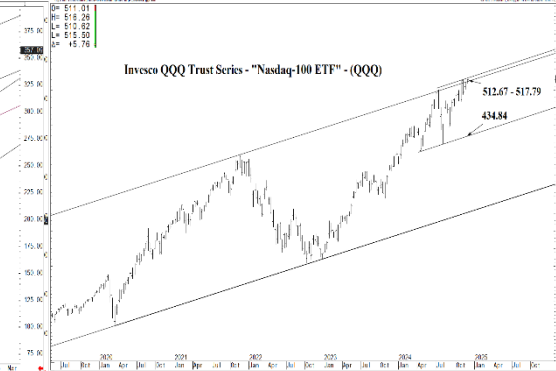
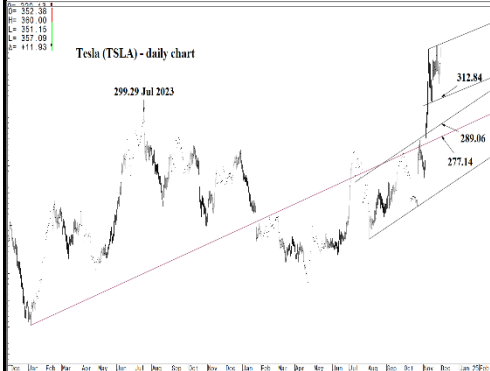
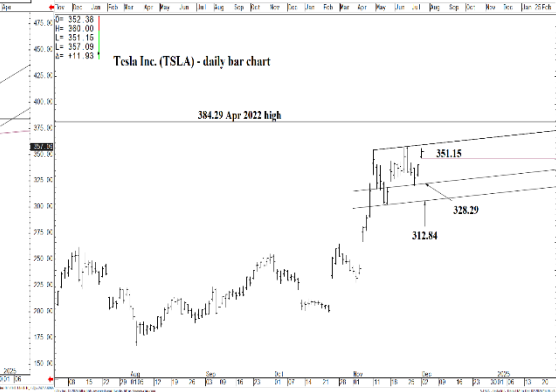




WICKED STOCKS

DIRECTIONAL CLARITY FOR THE ACTIVE INVESTOR



Support and Resistance

- 384.29 * intra-day containment
- 377.02 * minor
- 374.56 * session containment**
- 370.00 * minor
- 366.52 * minor
- 363.58 * intra-day containment
- 358.64 * minor
- 355.35 * minor
- 351.15 * intra-day containment
- 348.43 * minor
- 345.45 * minor
- 341.70 * minor
- 338.46 **** multi-wk contain**
- 335.07 * minor
- 332.75 * minor
- 330.01 * minor
- 328.29 * intra-day containment
- 324.67 * minor
- 320.72 * minor
- 316.49 * minor
- 312.84 * session containment**

O= 352.38
 H= 360.00
 L= 351.15
 C= 357.09
 Δ= +11.93

Tesla, Inc (TSLA) - weekly candle chart



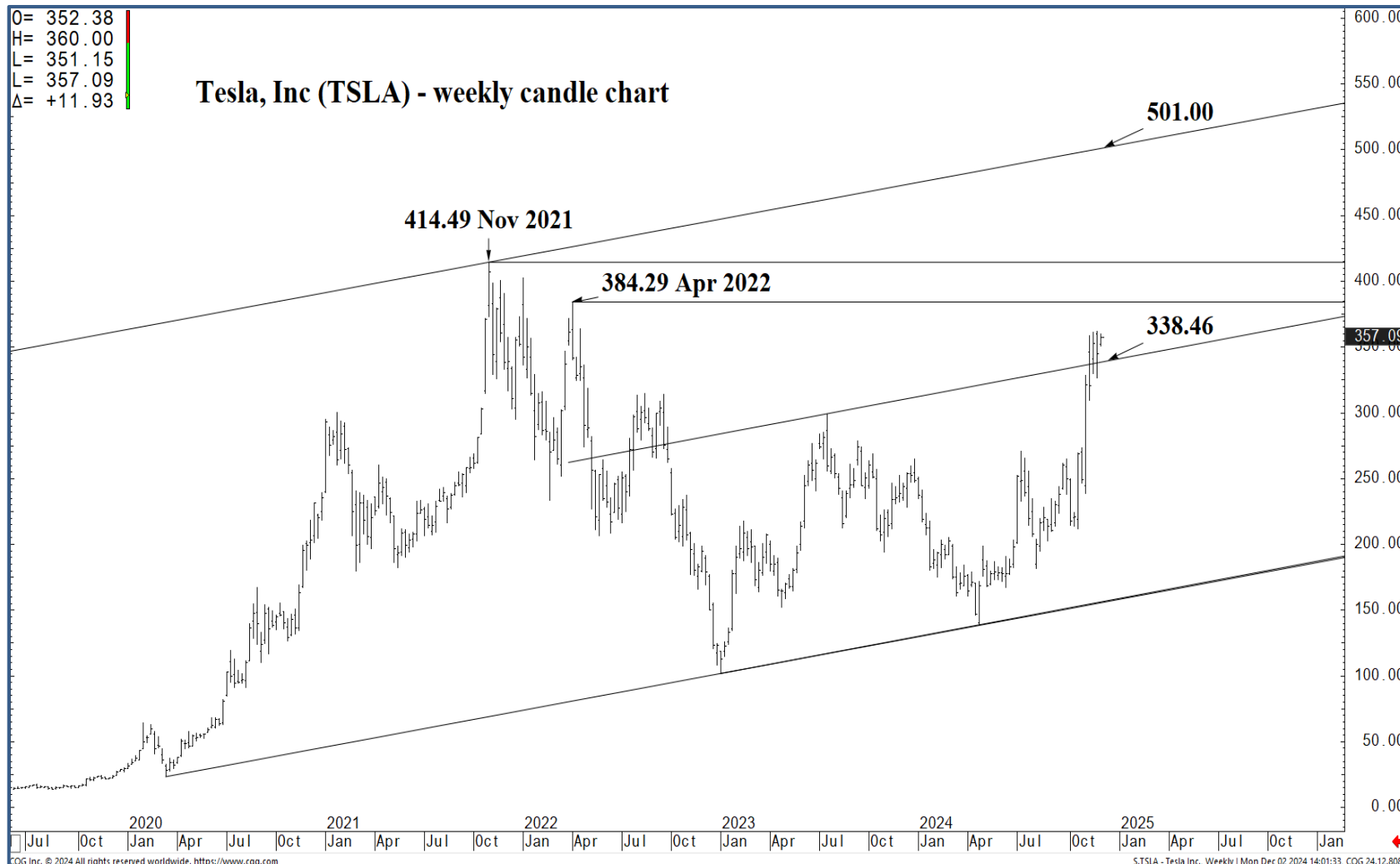
Support and Resistance

- 384.29 * intra-day containment
- 377.02 * minor
- 374.56 * session containment**
- 370.00 * minor
- 366.52 * minor
- 363.58 * intra-day containment
- 358.64 * minor
- 355.35 * minor
- 351.15 * intra-day containment
- 348.43 * minor
- 345.45 * minor
- 341.70 * minor
- 338.46 **** multi-wk contain**
- 335.07 * minor
- 332.75 * minor
- 330.01 * minor
- 328.29 * intra-day containment
- 324.67 * minor
- 320.72 * minor
- 316.49 * minor
- 312.84 * session containment**



O= 352.38
 H= 360.00
 L= 351.15
 Δ= +11.93

Tesla, Inc (TSLA) - weekly candle chart



Support and Resistance

- 384.29 * intra-day containment
- 377.02 * minor
- 374.56 * session containment**
- 370.00 * minor
- 366.52 * minor
- 363.58 * intra-day containment
- 358.64 * minor
- 355.35 * minor
- 351.15 * intra-day containment
- 348.43 * minor
- 345.45 * minor
- 341.70 * minor
- 338.46 **** multi-wk contain**
- 335.07 * minor
- 332.75 * minor
- 330.01 * minor
- 328.29 * intra-day containment
- 324.67 * minor
- 320.72 * minor
- 316.49 * minor
- 312.84 * session containment**



O= 352.38
 H= 360.00
 L= 351.15
 C= 357.09
 Δ= +11.93

Tesla Inc. (TSLA) - weekly bar chart



400.00
 375.00
 357.09
 350.00
 325.00
 300.00
 275.00
 250.00
 225.00
 200.00
 175.00
 150.00
 125.00
 75.00

Support and Resistance

- 384.29 * intra-day containment
- 377.02 * minor
- 374.56 * session containment**
- 370.00 * minor
- 366.52 * minor
- 363.58 * intra-day containment
- 358.64 * minor
- 355.35 * minor
- 351.15 * intra-day containment
- 348.43 * minor
- 345.45 * minor
- 341.70 * minor
- 338.46 **** multi-wk contain**
- 335.07 * minor
- 332.75 * minor
- 330.01 * minor
- 328.29 * intra-day containment
- 324.67 * minor
- 320.72 * minor
- 316.49 * minor
- 312.84 * session containment**



O= 352.38
 H= 360.00
 L= 351.15
 L= 357.09
 Δ= +11.93

Tesla (TSLA) - daily chart



Support and Resistance

- 384.29 * intra-day containment
- 377.02 * minor
- 374.56 * session containment**
- 370.00 * minor
- 366.52 * minor
- 363.58 * intra-day containment
- 358.64 * minor
- 355.35 * minor
- 351.15 * intra-day containment
- 348.43 * minor
- 345.45 * minor
- 341.70 * minor
- 338.46 **** multi-wk contain**
- 335.07 * minor
- 332.75 * minor
- 330.01 * minor
- 328.29 * intra-day containment
- 324.67 * minor
- 320.72 * minor
- 316.49 * minor
- 312.84 * session containment**

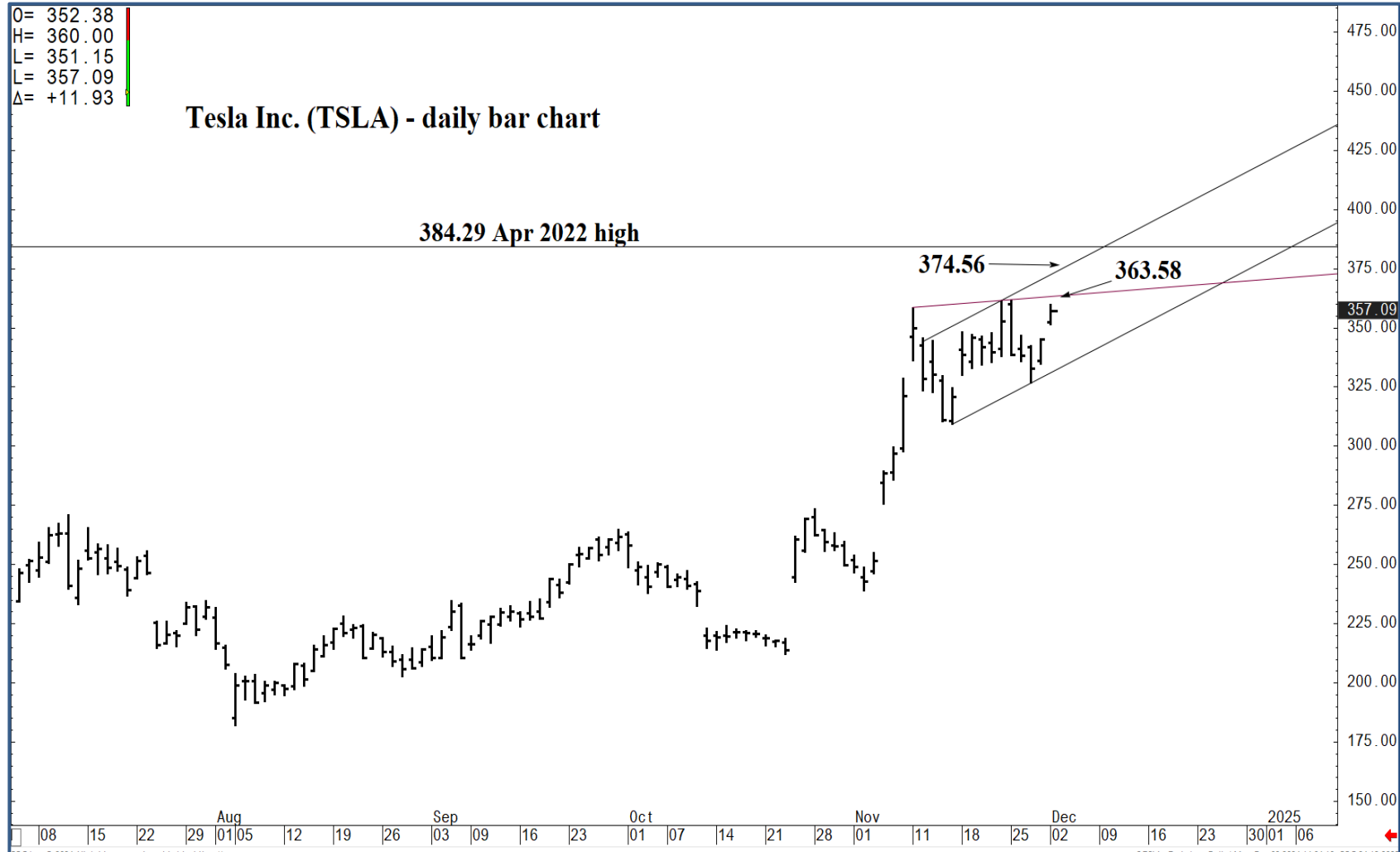
Nov Dec Jan Feb Mar Apr May Jun Jul Aug Sep Oct Nov Dec Jan Feb Mar Apr May Jun Jul Aug Sep Oct Nov Dec Jan 25 Feb
 CQG Inc. © 2024 All rights reserved worldwide. <https://www.cqg.com> S:TSLA - Tesla Inc., Daily | Mon Dec 02 2024 14:02:57, CQG 24.12.8085



O= 352.38
 H= 360.00
 L= 351.15
 L= 357.09
 Δ= +11.93

Tesla Inc. (TSLA) - daily bar chart

384.29 Apr 2022 high



Support and Resistance

- 384.29 * intra-day containment
- 377.02 * minor
- 374.56 * session containment**
- 370.00 * minor
- 366.52 * minor
- 363.58 * intra-day containment
- 358.64 * minor
- 355.35 * minor
- 351.15 * intra-day containment
- 348.43 * minor
- 345.45 * minor
- 341.70 * minor
- 338.46 **** multi-wk contain**
- 335.07 * minor
- 332.75 * minor
- 330.01 * minor
- 328.29 * intra-day containment
- 324.67 * minor
- 320.72 * minor
- 316.49 * minor
- 312.84 * session containment**



O= 352.38
 H= 360.00
 L= 351.15
 C= 357.09
 Δ= +11.93

Tesla Inc. (TSLA) - daily bar chart

384.29 Apr 2022 high

475.00
 450.00
 425.00
 400.00
 375.00
 350.00
 325.00
 300.00
 275.00
 250.00
 225.00
 200.00
 175.00

Support and Resistance

- 384.29 * intra-day containment
- 377.02 * minor
- 374.56 * session containment**
- 370.00 * minor
- 366.52 * minor
- 363.58 * intra-day containment
- 358.64 * minor
- 355.35 * minor
- 351.15 * intra-day containment
- 348.43 * minor
- 345.45 * minor
- 341.70 * minor
- 338.46 **** multi-wk contain**
- 335.07 * minor
- 332.75 * minor
- 330.01 * minor
- 328.29 * intra-day containment
- 324.67 * minor
- 320.72 * minor
- 316.49 * minor
- 312.84 * session containment**

351.15

328.29

312.84

357.09

350.00

Aug

Sep

Oct

Nov

Dec

2025

08 15 22 29 01 05 12 19 26 03 09 16 23 01 07 14 21 28 01 11 18 25 02 09 16 23 30 01 06 13 20



O= 352.38
 H= 360.00
 L= 351.15
 C= 357.09
 Δ= +11.93

Tesla (TSLA) - daily chart

299.29 Jul 2023



Dec Jan Feb Mar Apr May Jun Jul Aug Sep Oct Nov Dec Jan Feb Mar Apr May Jun Jul Aug Sep Oct Nov Dec Jan 25 Feb Mar

CGG Inc. © 2024 All rights reserved worldwide. <https://www.cgg.com>

STSLA - Tesla Inc., Daily | Mon Dec 02 2024 14:04:37, CQG 24.12.8083

Support and Resistance

- 384.29 * intra-day containment
- 377.02 * minor
- 374.56 * session containment**
- 370.00 * minor
- 366.52 * minor
- 363.58 * intra-day containment
- 358.64 * minor
- 355.35 * minor
- 351.15 * intra-day containment
- 348.43 * minor
- 345.45 * minor
- 341.70 * minor
- 338.46 **** multi-wk contain**
- 335.07 * minor
- 332.75 * minor
- 330.01 * minor
- 328.29 * intra-day containment
- 324.67 * minor
- 320.72 * minor
- 316.49 * minor
- 312.84 * session containment**



WICKED STOCKS

O= 511.01
 H= 516.26
 L= 510.62
 C= 515.50
 Δ= +5.76

Invesco QQQ Trust Series - "Nasdaq-100 ETF" - (QQQ)



Support and Resistance

- 384.29 * intra-day containment
- 377.02 * minor
- 374.56 * session containment**
- 370.00 * minor
- 366.52 * minor
- 363.58 * intra-day containment
- 358.64 * minor
- 355.35 * minor
- 351.15 * intra-day containment
- 348.43 * minor
- 345.45 * minor
- 341.70 * minor
- 338.46 **** multi-wk contain**
- 335.07 * minor
- 332.75 * minor
- 330.01 * minor
- 328.29 * intra-day containment
- 324.67 * minor
- 320.72 * minor
- 316.49 * minor
- 312.84 * session containment**

