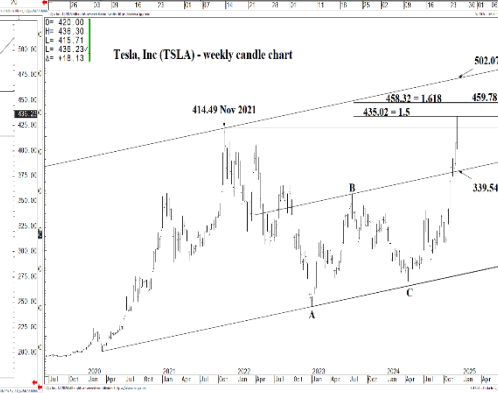
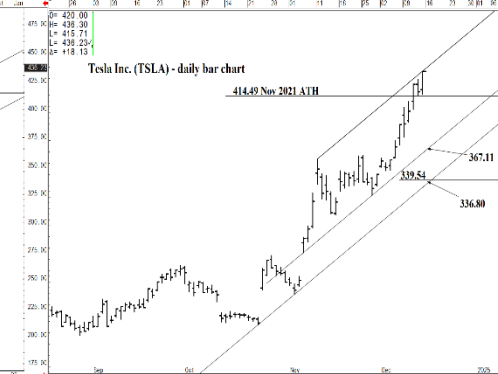
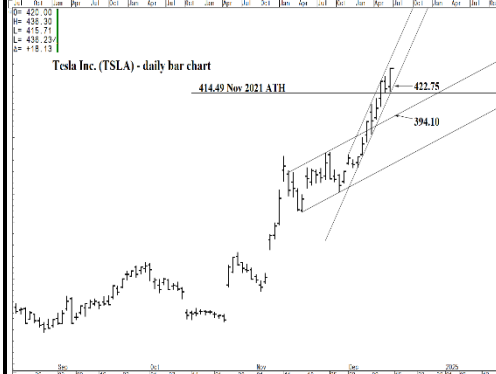




WICKED STOCKS

DIRECTIONAL CLARITY FOR THE ACTIVE INVESTOR



Support and Resistance

482.47 * session containment

475.00 * minor
470.00 * minor
465.00 * minor

459.78 *** weekly containment UP
458.32 *** weekly containment

452.69 * minor
445.00 * minor
439.68 * minor
436.30 * intra-day containment UP
429.30 * minor
422.75 * intra-day containment DP
418.10 * minor

414.49 *** weekly containment DP

409.73 * minor
402.38 * minor

394.10 * session containment

388.50 * minor
381.45 * minor
372.76 * minor

367.11 *** weekly containment

O= 420.00
 H= 436.30
 L= 415.71
 L= 436.23 ✓
 Δ= +18.13

Tesla, Inc (TSLA) - weekly candle chart



Support and Resistance

- 482.47 * session containment**
- 475.00 * minor
- 470.00 * minor
- 465.00 * minor
- 459.78 *** weekly containment UP**
- 458.32 *** weekly containment**
- 452.69 * minor
- 445.00 * minor
- 439.68 * minor
- 436.30 * intra-day containment UP
- 429.30 * minor
- 422.75 * intra-day containment DP
- 418.10 * minor
- 414.49 *** weekly containment DP**
- 409.73 * minor
- 402.38 * minor
- 394.10 * session containment**
- 388.50 * minor
- 381.45 * minor
- 372.76 * minor
- 367.11 *** weekly containment**



O= 420.00
H= 436.30
L= 415.71
C= 436.23
Δ= +18.13

Tesla, Inc (TSLA) - weekly candle chart



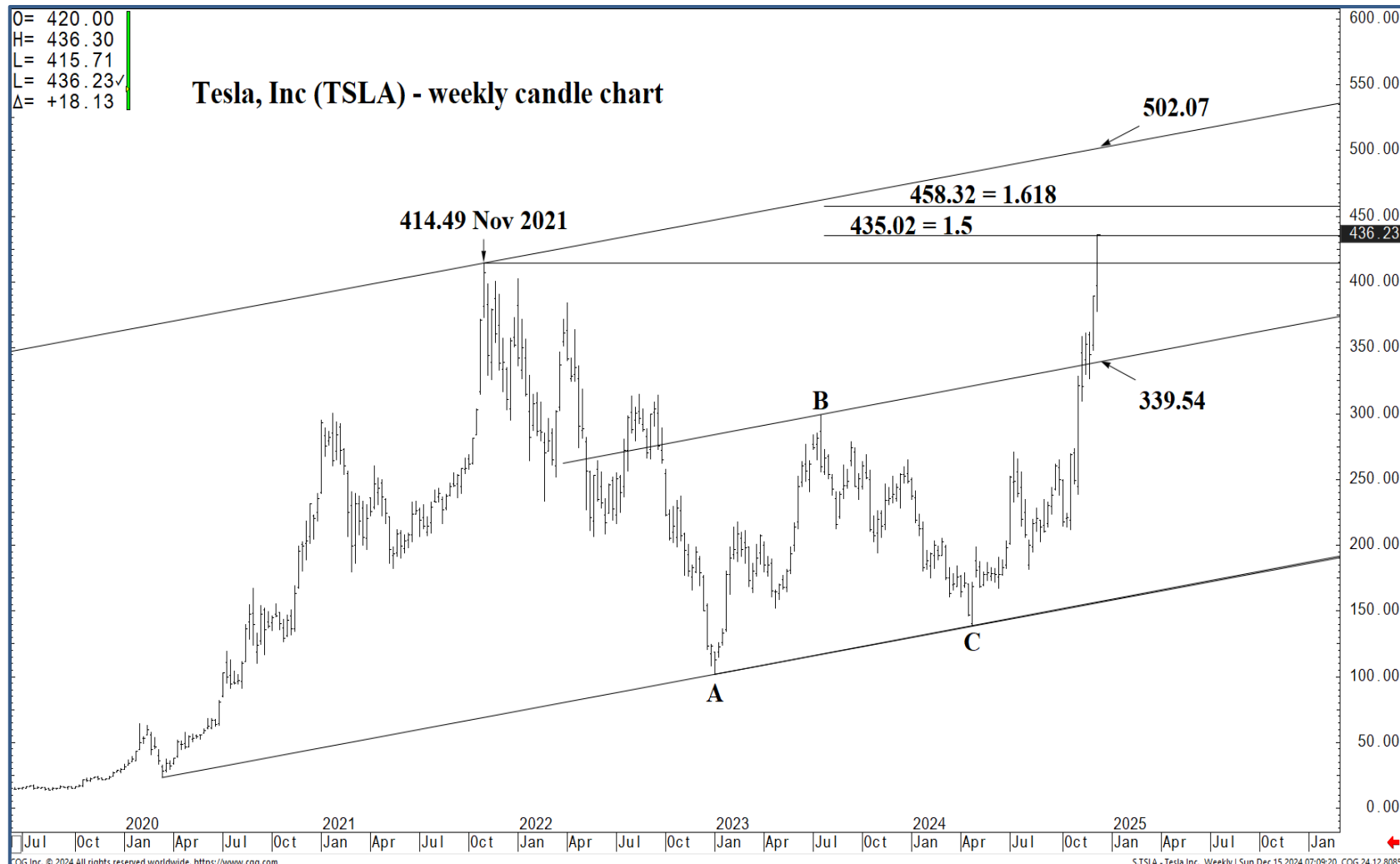
Support and Resistance

- 482.47 * session containment
- 475.00 * minor
- 470.00 * minor
- 465.00 * minor
- 459.78 *** weekly containment UP
- 458.32 *** weekly containment
- 452.69 * minor
- 445.00 * minor
- 439.68 * minor
- 436.30 * intra-day containment UP
- 429.30 * minor
- 422.75 * intra-day containment DP
- 418.10 * minor
- 414.49 *** weekly containment DP
- 409.73 * minor
- 402.38 * minor
- 394.10 * session containment
- 388.50 * minor
- 381.45 * minor
- 372.76 * minor
- 367.11 *** weekly containment



O= 420.00
H= 436.30
L= 415.71
C= 436.23
Δ= +18.13

Tesla, Inc (TSLA) - weekly candle chart



Support and Resistance

- 482.47 * session containment**
- 475.00 * minor
- 470.00 * minor
- 465.00 * minor
- 459.78 *** weekly containment UP**
- 458.32 *** weekly containment**
- 452.69 * minor
- 445.00 * minor
- 439.68 * minor
- 436.30 * intra-day containment UP
- 429.30 * minor
- 422.75 * intra-day containment DP
- 418.10 * minor
- 414.49 *** weekly containment DP**
- 409.73 * minor
- 402.38 * minor
- 394.10 * session containment**
- 388.50 * minor
- 381.45 * minor
- 372.76 * minor
- 367.11 *** weekly containment**



O= 420.00
 H= 436.30
 L= 415.71
 L= 436.23✓
 Δ= +18.13

Tesla Inc. (TSLA) - daily bar chart

414.49 Nov 2021 ATH



Support and Resistance

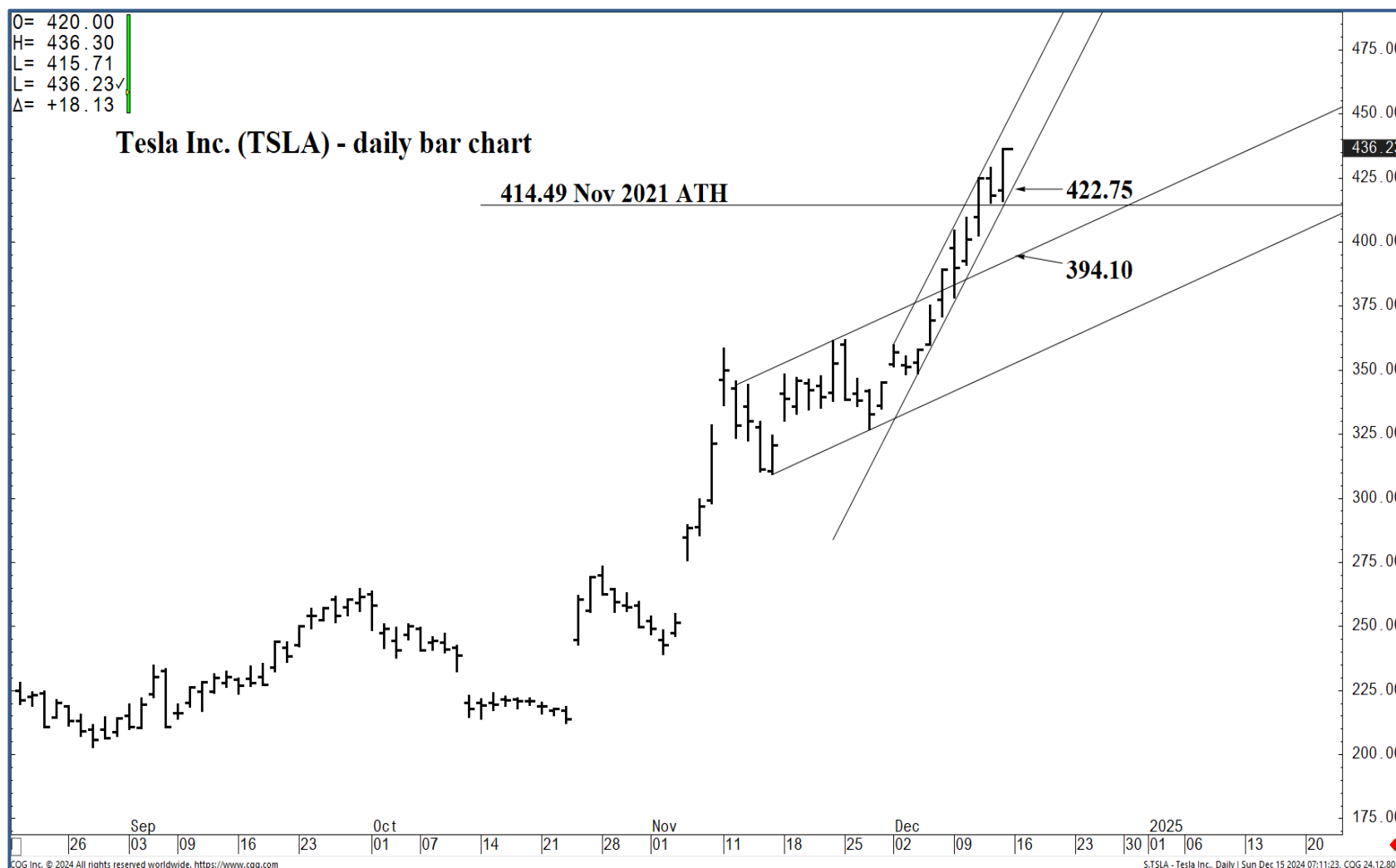
- 482.47 * session containment**
- 475.00 * minor
- 470.00 * minor
- 465.00 * minor
- 459.78 *** weekly containment UP**
- 458.32 *** weekly containment**
- 452.69 * minor
- 445.00 * minor
- 439.68 * minor
- 436.30 * intra-day containment UP
- 429.30 * minor
- 422.75 * intra-day containment DP
- 418.10 * minor
- 414.49 *** weekly containment DP**
- 409.73 * minor
- 402.38 * minor
- 394.10 * session containment**
- 388.50 * minor
- 381.45 * minor
- 372.76 * minor
- 367.11 *** weekly containment**

CGQ Inc. © 2024 All rights reserved worldwide. <https://www.cgq.com> S:TSLA - Tesla Inc., Daily | Sun Dec 15 2024 07:11:09, CGQ 24.12.8085



O= 420.00
 H= 436.30
 L= 415.71
 L= 436.23 ✓
 Δ= +18.13

Tesla Inc. (TSLA) - daily bar chart



Support and Resistance

- 482.47** * session containment
- 475.00 * minor
- 470.00 * minor
- 465.00 * minor
- 459.78** *** weekly containment UP
- 458.32** *** weekly containment
- 452.69 * minor
- 445.00 * minor
- 439.68 * minor
- 436.30 * intra-day containment UP
- 429.30 * minor
- 422.75 * intra-day containment DP
- 418.10 * minor
- 414.49** *** weekly containment DP
- 409.73 * minor
- 402.38 * minor
- 394.10** * session containment
- 388.50 * minor
- 381.45 * minor
- 372.76 * minor
- 367.11** *** weekly containment



O= 420.00
 H= 436.30
 L= 415.71
 L= 436.23✓
 Δ= +18.13

Tesla Inc. (TSLA) - daily bar chart

414.49 Nov 2021 ATH



Support and Resistance

482.47 * session containment

475.00 * minor

470.00 * minor

465.00 * minor

459.78 * weekly containment UP**

458.32 * weekly containment**

452.69 * minor

445.00 * minor

439.68 * minor

436.30 * intra-day containment UP

429.30 * minor

422.75 * intra-day containment DP

418.10 * minor

414.49 * weekly containment DP**

409.73 * minor

402.38 * minor

394.10 * session containment

388.50 * minor

381.45 * minor

372.76 * minor

367.11 * weekly containment**

175.00

200.00

225.00

250.00

275.00

300.00

325.00

350.00

375.00

400.00

425.00

450.00

475.00

436.23



O= 420.00
H= 436.30
L= 415.71
L= 436.23✓
Δ= +18.13

Tesla Inc. (TSLA) - daily bar chart



Support and Resistance

- 482.47 * session containment**
- 475.00 * minor
- 470.00 * minor
- 465.00 * minor
- 459.78 *** weekly containment UP**
- 458.32 *** weekly containment**
- 452.69 * minor
- 445.00 * minor
- 439.68 * minor
- 436.30 * intra-day containment UP
- 429.30 * minor
- 422.75 * intra-day containment DP
- 418.10 * minor
- 414.49 *** weekly containment DP**
- 409.73 * minor
- 402.38 * minor
- 394.10 * session containment**
- 388.50 * minor
- 381.45 * minor
- 372.76 * minor
- 367.11 *** weekly containment**

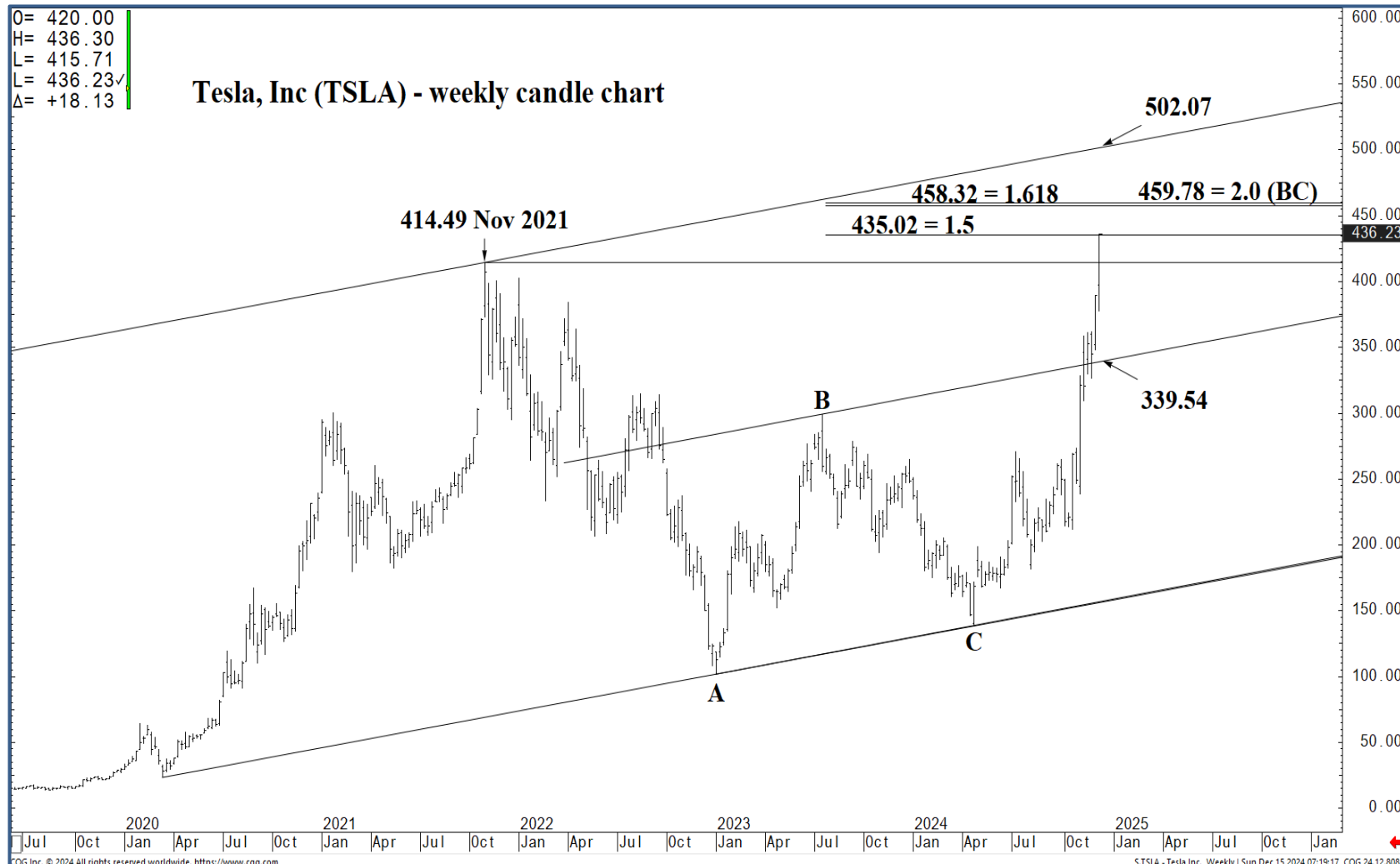
CGI Inc. © 2024 All rights reserved worldwide. <https://www.cgi.com> S:TSLA - Tesla Inc., Daily | Sun Dec 15 2024 07:18:17, CQG 24.12.8083



WICKED STOCKS

O= 420.00
 H= 436.30
 L= 415.71
 C= 436.23
 Δ= +18.13

Tesla, Inc (TSLA) - weekly candle chart



Support and Resistance

- 482.47** * session containment
- 475.00 * minor
- 470.00 * minor
- 465.00 * minor
- 459.78** *** weekly containment UP
- 458.32** *** weekly containment
- 452.69 * minor
- 445.00 * minor
- 439.68 * minor
- 436.30 * intra-day containment UP
- 429.30 * minor
- 422.75 * intra-day containment DP
- 418.10 * minor
- 414.49** *** weekly containment DP
- 409.73 * minor
- 402.38 * minor
- 394.10** * session containment
- 388.50 * minor
- 381.45 * minor
- 372.76 * minor
- 367.11** *** weekly containment

