



WICKED STOCKS

WICKED STOCKS

Weekly NVIDIA Report

MONDAY, DECEMBER 23, 2024

[LONG-TERM OUTLOOK](#)

[MID-TERM OUTLOOK](#)

[NEAR-TERM OUTLOOK](#)

[HOME](#)



LONG-TERM OUTLOOK

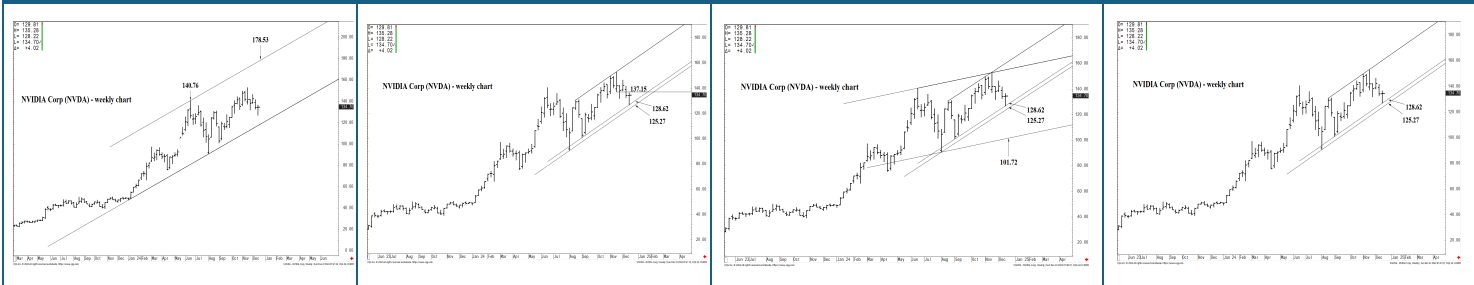
2-3 Months

SUPPORT AND RESISTANCE

178.53 *** Annual contain**

128.62 ** multi-week contain**
125.27 ** multi-week contain**
124.02 (1% below 125.27)

101.72 ** multi-week contain**



[LONG-TERM OUTLOOK](#)

[MID-TERM OUTLOOK](#)

[NEAR-TERM OUTLOOK](#)

[HOME](#)



O= 129.81
H= 135.28
L= 128.22
L= 134.70
Δ= +4.02

NVIDIA Corp (NVDA) - weekly chart



COG Inc. © 2024 All rights reserved worldwide. <https://www.cog.com>

S:NVDA - NVIDIA Corp, Weekly | Sun Dec 22 2024 07:41:34, COG 24-12.8085

SUPPORT AND RESISTANCE

178.53 *** Annual contain**

128.62 ** multi-week contain**
125.27 ** multi-week contain**
124.02 (1% below 125.27)

101.72 ** multi-week contain**

[LONG-TERM OUTLOOK](#)

[MID-TERM OUTLOOK](#)

[NEAR-TERM OUTLOOK](#)

[HOME](#)

O= 129.81
 H= 135.28
 L= 128.22
 C= 134.70
 Δ= +4.02

NVIDIA Corp (NVDA) - weekly chart



SUPPORT AND RESISTANCE

178.53 *** Annual contain**

128.62 ** multi-week contain**
125.27 ** multi-week contain**
124.02 (1% below 125.27)

101.72 ** multi-week contain**

[LONG-TERM OUTLOOK](#)

[MID-TERM OUTLOOK](#)

[NEAR-TERM OUTLOOK](#)

[HOME](#)

O= 129.81
H= 135.28
L= 128.22
C= 134.70
Δ= +4.02

NVIDIA Corp (NVDA) - weekly chart



SUPPORT AND RESISTANCE

178.53 *** Annual contain**

128.62 ** multi-week contain**
125.27 ** multi-week contain**
124.02 (1% below 125.27)

101.72 ** multi-week contain**

[LONG-TERM OUTLOOK](#)

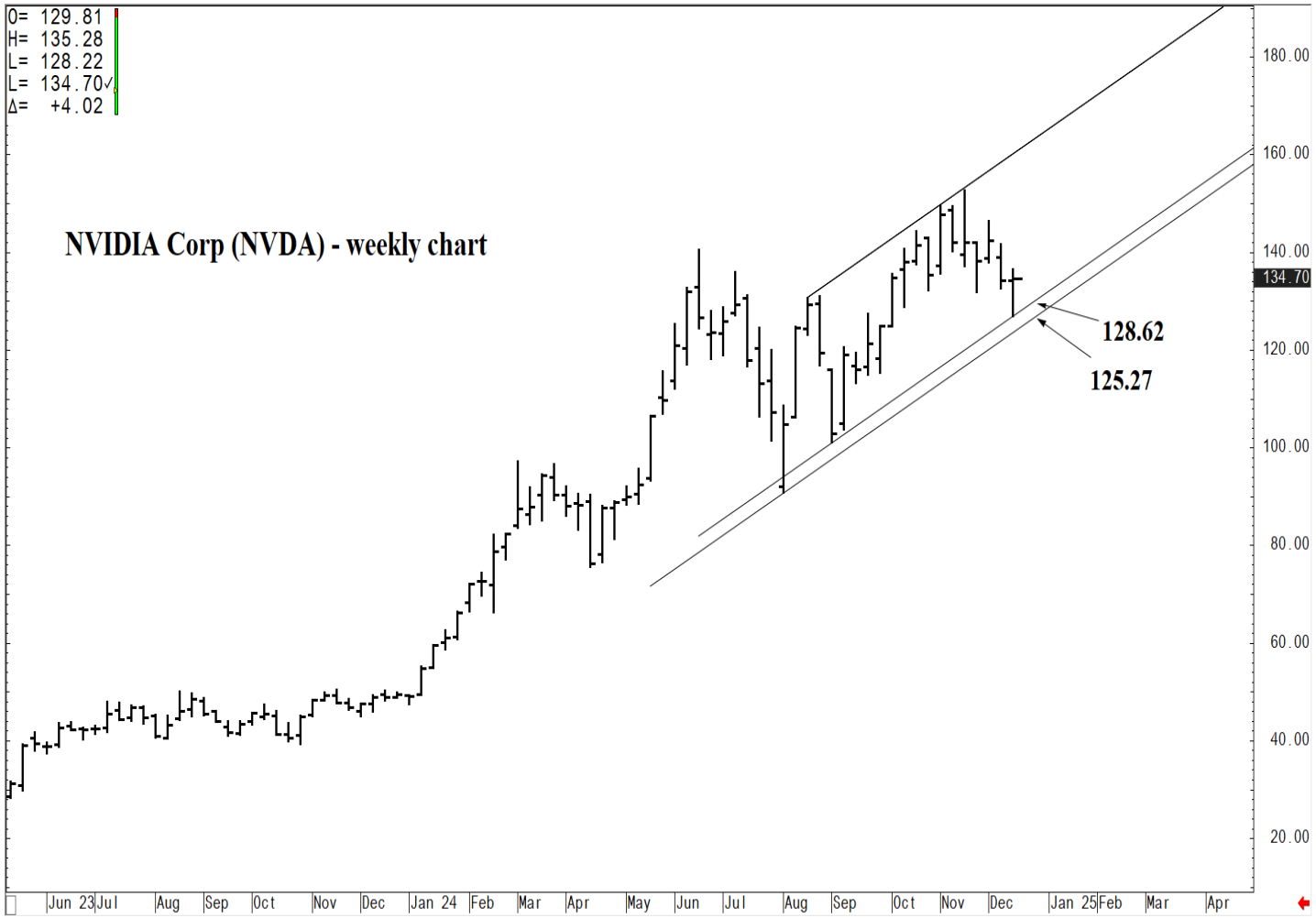
[MID-TERM OUTLOOK](#)

[NEAR-TERM OUTLOOK](#)

[HOME](#)

O= 129.81
H= 135.28
L= 128.22
C= 134.70
Δ= +4.02

NVIDIA Corp (NVDA) - weekly chart



COG Inc. © 2024 All rights reserved worldwide. <https://www.cog.com>

S.NVDA - NVIDIA Corp, Weekly | Sun Dec 22 2024 07:41:53, COG 24.12.8085

SUPPORT AND RESISTANCE

178.53 *** Annual contain**

128.62 ** multi-week contain**
125.27 ** multi-week contain**
124.02 (1% below 125.27)

101.72 ** multi-week contain**

[LONG-TERM OUTLOOK](#)

[MID-TERM OUTLOOK](#)

[NEAR-TERM OUTLOOK](#)

[HOME](#)



MID-TERM OUTLOOK

2-3 Weeks

SUPPORT AND RESISTANCE

178.53 *** Annual contain UP**

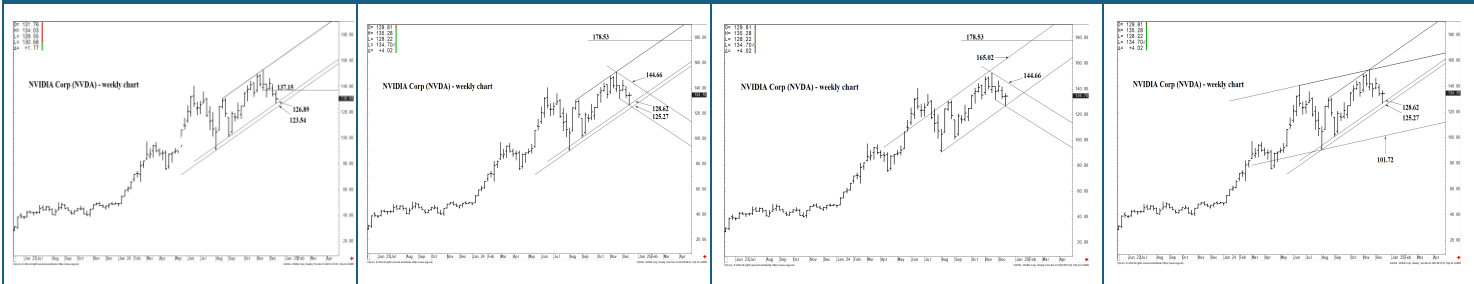
165.02 ** multi-week contain**

144.66 * weekly containment**

137.15 * session containment

128.62 ** multi-week contain**

125.27 ** multi-week contain DP**



[LONG-TERM OUTLOOK](#)

[MID-TERM OUTLOOK](#)

[NEAR-TERM OUTLOOK](#)

[HOME](#)



O= 129.81
 H= 135.28
 L= 128.22
 L= 134.70
 Δ= +4.02

NVIDIA Corp (NVDA) - weekly chart



SUPPORT AND RESISTANCE

178.53 *** Annual contain UP**

165.02 *** multi-week contain**

144.66 * weekly containment**
137.15 * weekly containment DP**

128.62 *** multi-week contain**
125.27 *** multi-week contain DP**

[LONG-TERM OUTLOOK](#)

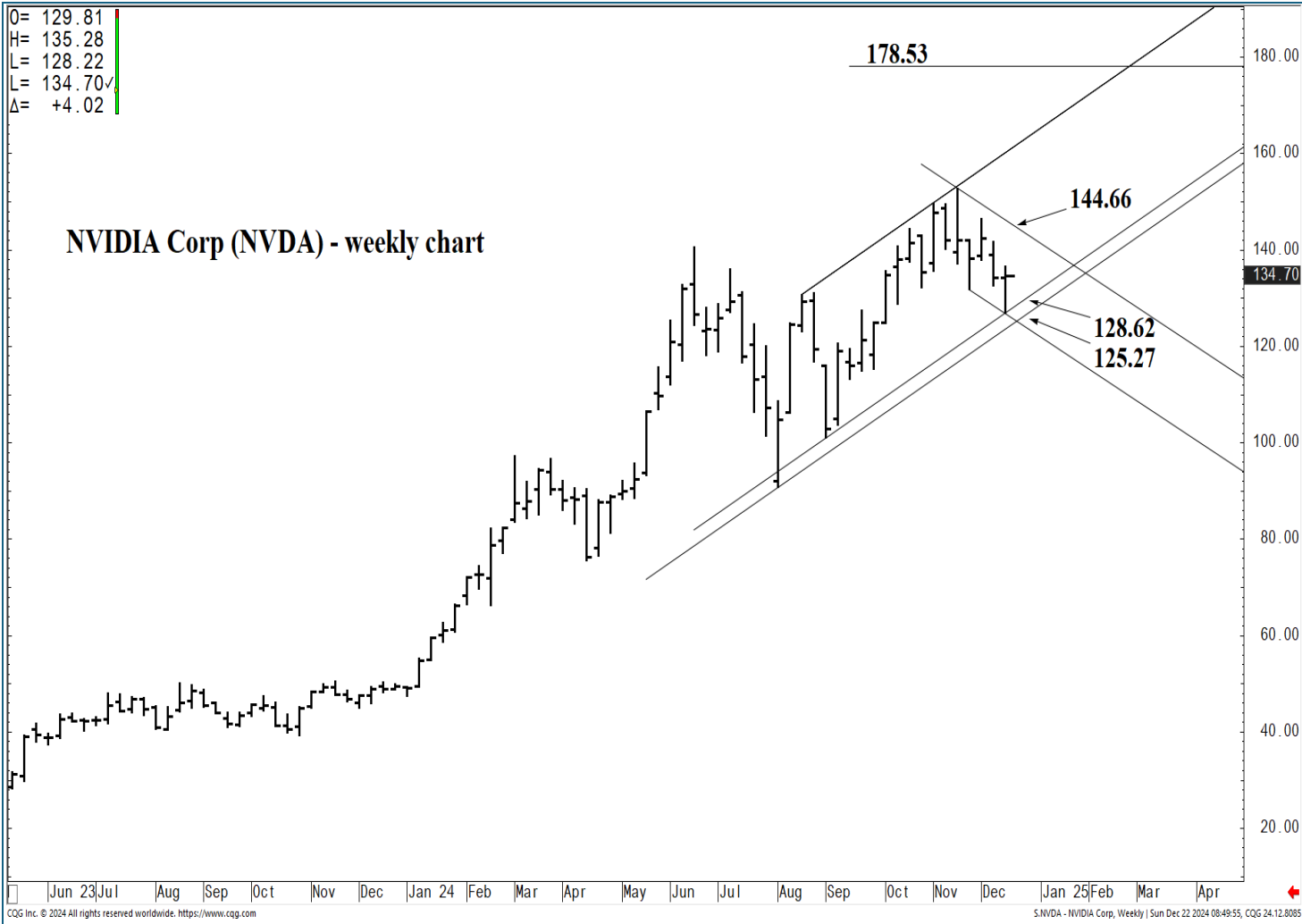
[MID-TERM OUTLOOK](#)

[NEAR-TERM OUTLOOK](#)

[HOME](#)

O= 129.81
 H= 135.28
 L= 128.22
 C= 134.70
 Δ= +4.02

NVIDIA Corp (NVDA) - weekly chart



SUPPORT AND RESISTANCE

178.53 *** Annual contain UP**

165.02 *** multi-week contain**

144.66 * weekly containment**
137.15 * weekly containment DP**

128.62 *** multi-week contain**
125.27 *** multi-week contain DP**

[LONG-TERM OUTLOOK](#)

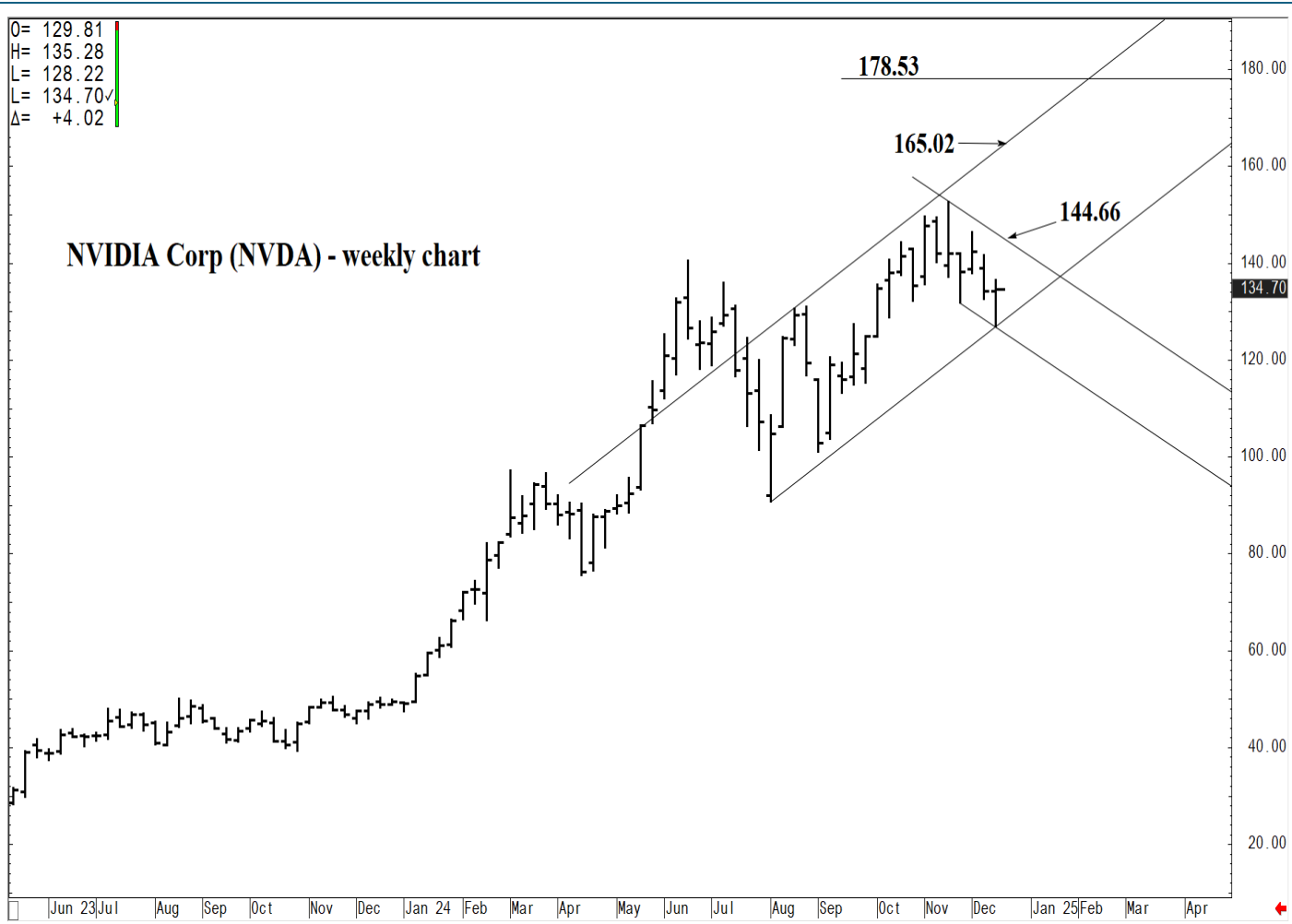
[MID-TERM OUTLOOK](#)

[NEAR-TERM OUTLOOK](#)

[HOME](#)

O= 129.81
 H= 135.28
 L= 128.22
 L= 134.70✓
 Δ= +4.02

NVIDIA Corp (NVDA) - weekly chart



Jun 23 Jul Aug Sep Oct Nov Dec Jan 24 Feb Mar Apr
 S:NVDA - NVIDIA Corp, Weekly | Sun Dec 22 2024 08:51:04, COG 24.12.8085

SUPPORT AND RESISTANCE

178.53 *** Annual contain UP**

165.02 ** multi-week contain**

144.66 * weekly containment**
137.15 * weekly containment DP**

128.62 ** multi-week contain**
125.27 ** multi-week contain DP**

[LONG-TERM OUTLOOK](#)

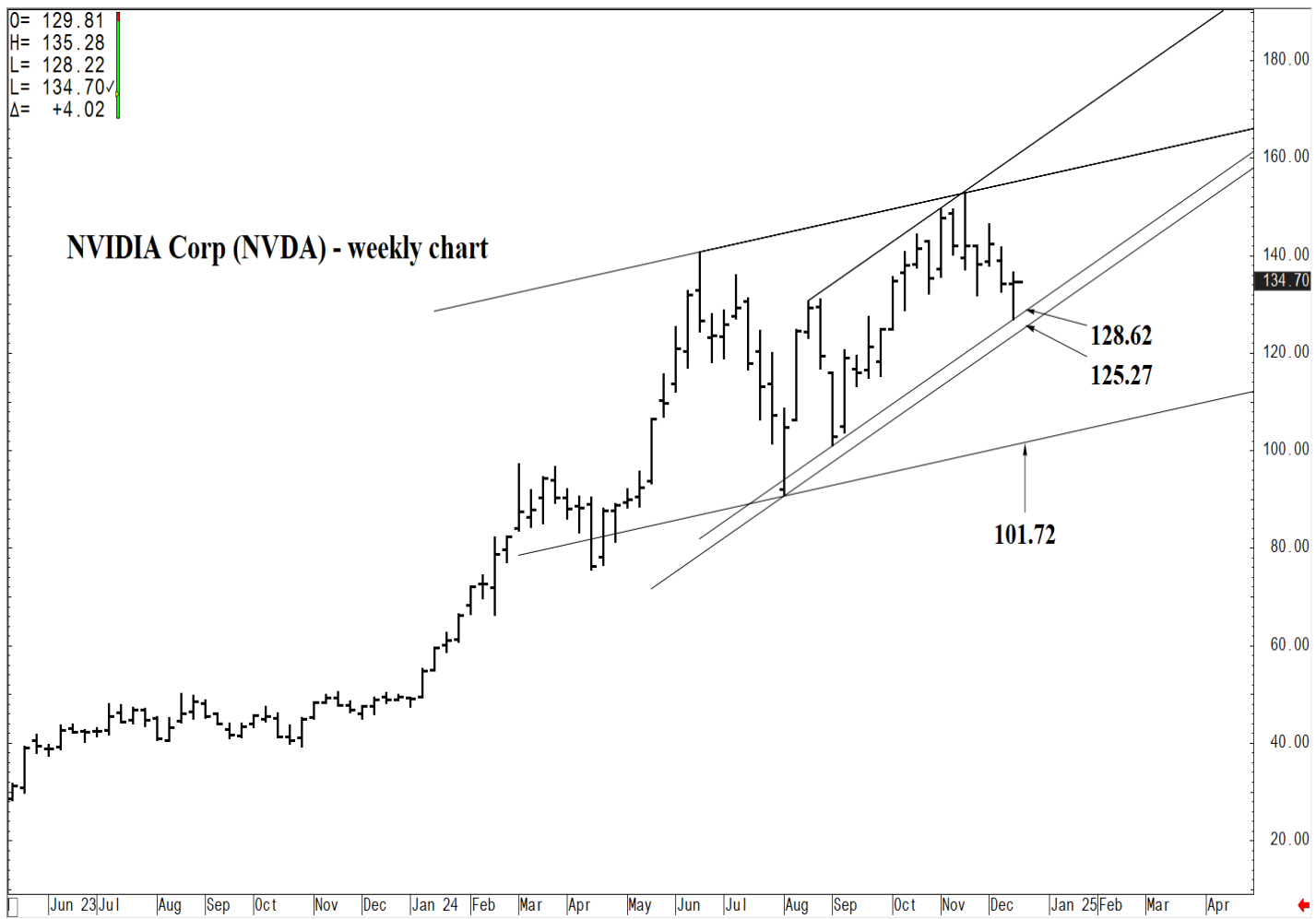
[MID-TERM OUTLOOK](#)

[NEAR-TERM OUTLOOK](#)

[HOME](#)

O= 129.81
H= 135.28
L= 128.22
L= 134.70✓
Δ= +4.02

NVIDIA Corp (NVDA) - weekly chart



CGG Inc. © 2024 All rights reserved worldwide. <https://www.cgg.com> S:NVDA - NVIDIA Corp, Weekly | Sun Dec 22 2024 08:51:25, CQG 24-12-8085

SUPPORT AND RESISTANCE

178.53 *** Annual contain UP**

165.02 ** multi-week contain**

144.66 * weekly containment**
137.15 * weekly containment DP**

128.62 ** multi-week contain**
125.27 ** multi-week contain DP**

[LONG-TERM OUTLOOK](#)

[MID-TERM OUTLOOK](#)

[NEAR-TERM OUTLOOK](#)

[HOME](#)



NEAR-TERM OUTLOOK

Today and 3-5 days out

SUPPORT AND RESISTANCE

144.66 * weekly containment**
141.98 * weekly containment**

139.13 * minor
138.06 * intra-day containment
137.15 * minor
135.28 * minor
134.03 * minor
132.90 * minor

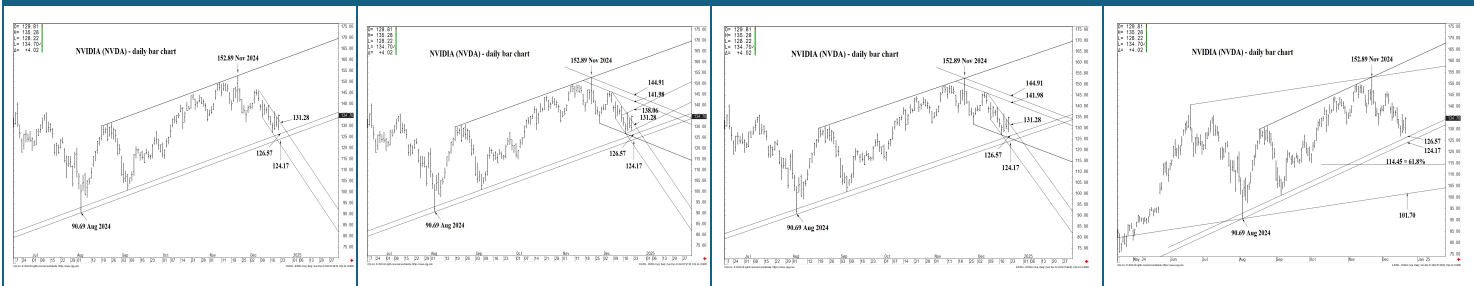
131.28 * session containment

129.13 * minor
127.66 * minor

126.57 ** multi-week contain**
124.17 ** multi-week contain**

121.22 * minor
120.34 * minor
118.85 * minor
116.75 * minor

114.45 * session containment



[LONG-TERM OUTLOOK](#)

[MID-TERM OUTLOOK](#)

[NEAR-TERM OUTLOOK](#)

[HOME](#)



O= 129.81
 H= 135.28
 L= 128.22
 C= 134.70
 Δ= +4.02

NVIDIA (NVDA) - daily bar chart



SUPPORT AND RESISTANCE

144.66 * weekly containment**
141.98 * weekly containment**

- 139.13 * minor
- 138.06 * intra-day containment
- 137.15 * minor
- 135.28 * minor
- 134.03 * minor
- 132.90 * minor

131.28 * session containment

- 129.13 * minor
- 127.66 * minor

126.57 ** multi-week contain**
124.17 ** multi-week contain**

- 121.22 * minor
- 120.34 * minor
- 118.85 * minor
- 116.75 * minor

114.45 * session containment

[LONG-TERM OUTLOOK](#)

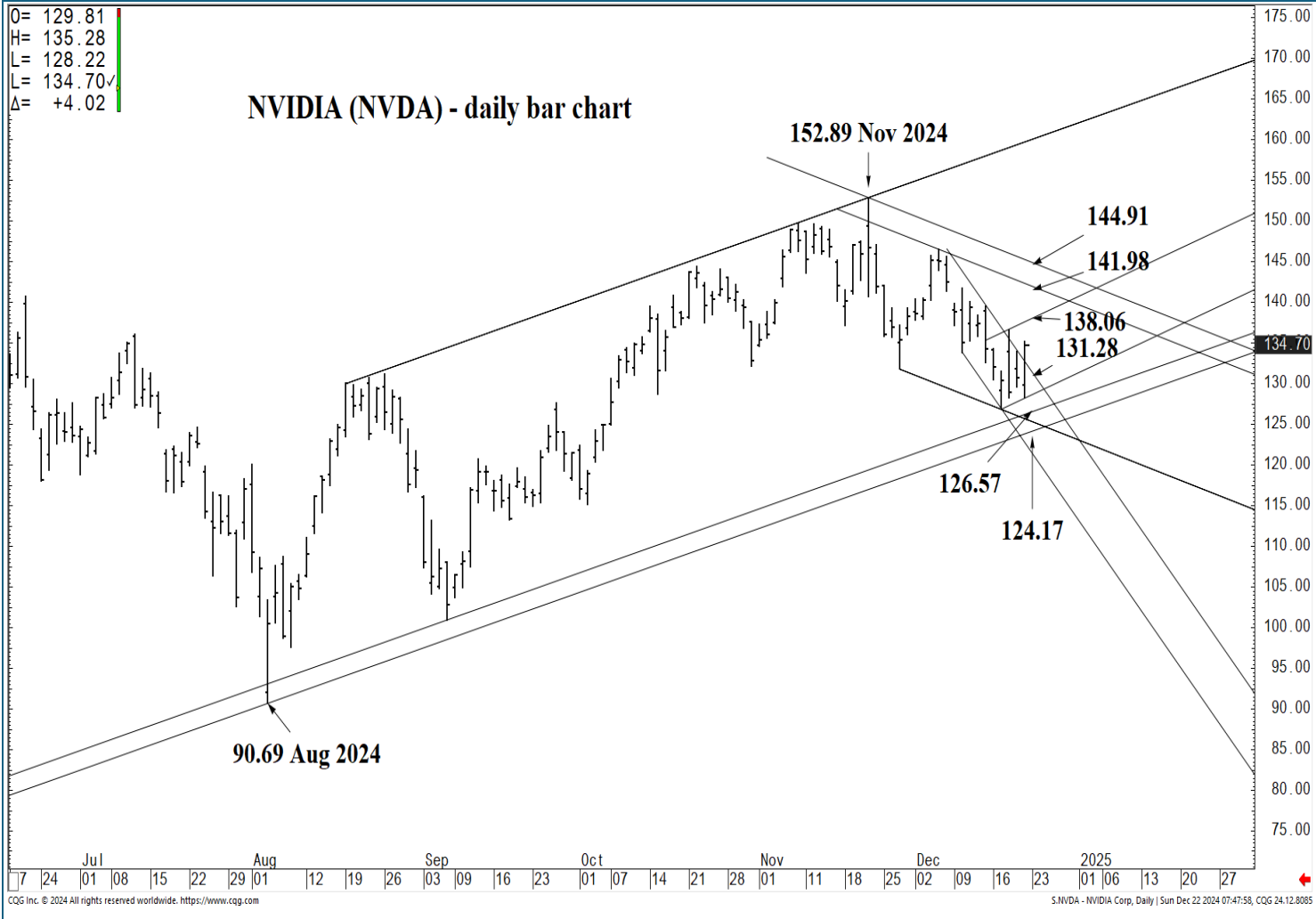
[MID-TERM OUTLOOK](#)

[NEAR-TERM OUTLOOK](#)

[HOME](#)

O= 129.81
 H= 135.28
 L= 128.22
 C= 134.70
 Δ= +4.02

NVIDIA (NVDA) - daily bar chart



SUPPORT AND RESISTANCE

144.66 * weekly containment**
141.98 * weekly containment**

139.13 * minor
 138.06 * intra-day containment
 137.15 * minor
 135.28 * minor
 134.03 * minor
 132.90 * minor

131.28 * session containment

129.13 * minor
 127.66 * minor

126.57 ** multi-week contain**
124.17 ** multi-week contain**

121.22 * minor
 120.34 * minor
 118.85 * minor
 116.75 * minor

114.45 * session containment

[LONG-TERM OUTLOOK](#)

[MID-TERM OUTLOOK](#)

[NEAR-TERM OUTLOOK](#)

[HOME](#)

O= 129.81
 H= 135.28
 L= 128.22
 C= 134.70✓
 Δ= +4.02

NVIDIA (NVDA) - daily bar chart



SUPPORT AND RESISTANCE

144.66 * weekly containment**
141.98 * weekly containment**

- 139.13 * minor
- 138.06 * intra-day containment
- 137.15 * minor
- 135.28 * minor
- 134.03 * minor
- 132.90 * minor

131.28 * session containment

- 129.13 * minor
- 127.66 * minor

126.57 ** multi-week contain**
124.17 ** multi-week contain**

- 121.22 * minor
- 120.34 * minor
- 118.85 * minor
- 116.75 * minor

114.45 * session containment

[LONG-TERM OUTLOOK](#)

[MID-TERM OUTLOOK](#)

[NEAR-TERM OUTLOOK](#)

[HOME](#)

O= 129.81
 H= 135.28
 L= 128.22
 L= 134.70✓
 Δ= +4.02

NVIDIA (NVDA) - daily bar chart



COG Inc. © 2024 All rights reserved worldwide. <https://www.cog.com>

S:NVDA - NVIDIA Corp, Daily | Sun Dec 22 2024 07:49:08, COG 24:12.8085

SUPPORT AND RESISTANCE

144.66 * weekly containment**
141.98 * weekly containment**

139.13 * minor
 138.06 * intra-day containment
 137.15 * minor
 135.28 * minor
 134.03 * minor
 132.90 * minor

131.28 * session containment

129.13 * minor
 127.66 * minor

126.57 ** multi-week contain**
124.17 ** multi-week contain**

121.22 * minor
 120.34 * minor
 118.85 * minor
 116.75 * minor

114.45 * session containment

[LONG-TERM OUTLOOK](#)

[MID-TERM OUTLOOK](#)

[NEAR-TERM OUTLOOK](#)

[HOME](#)