



WICKED STOCKS

WICKED STOCKS

Daily NVIDIA Report

WEDNESDAY, DECEMBER 11, 2024

[LONG-TERM OUTLOOK](#)

[MID-TERM OUTLOOK](#)

[NEAR-TERM OUTLOOK](#)

[HOME](#)

LONG-TERM OUTLOOK

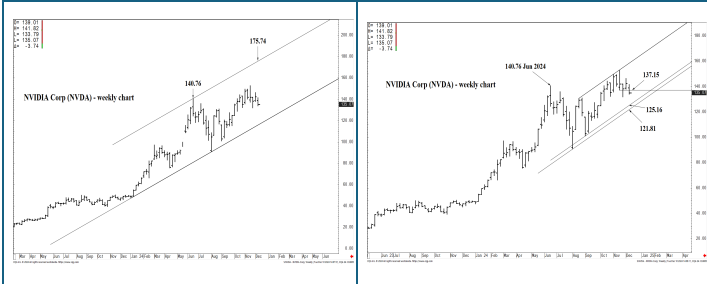
2-3 Months

SUPPORT AND RESISTANCE

175.74 *** Annual contain**

125.16 *** multi-week contain**

121.81 *** multi-week contain**



[LONG-TERM OUTLOOK](#)

[MID-TERM OUTLOOK](#)

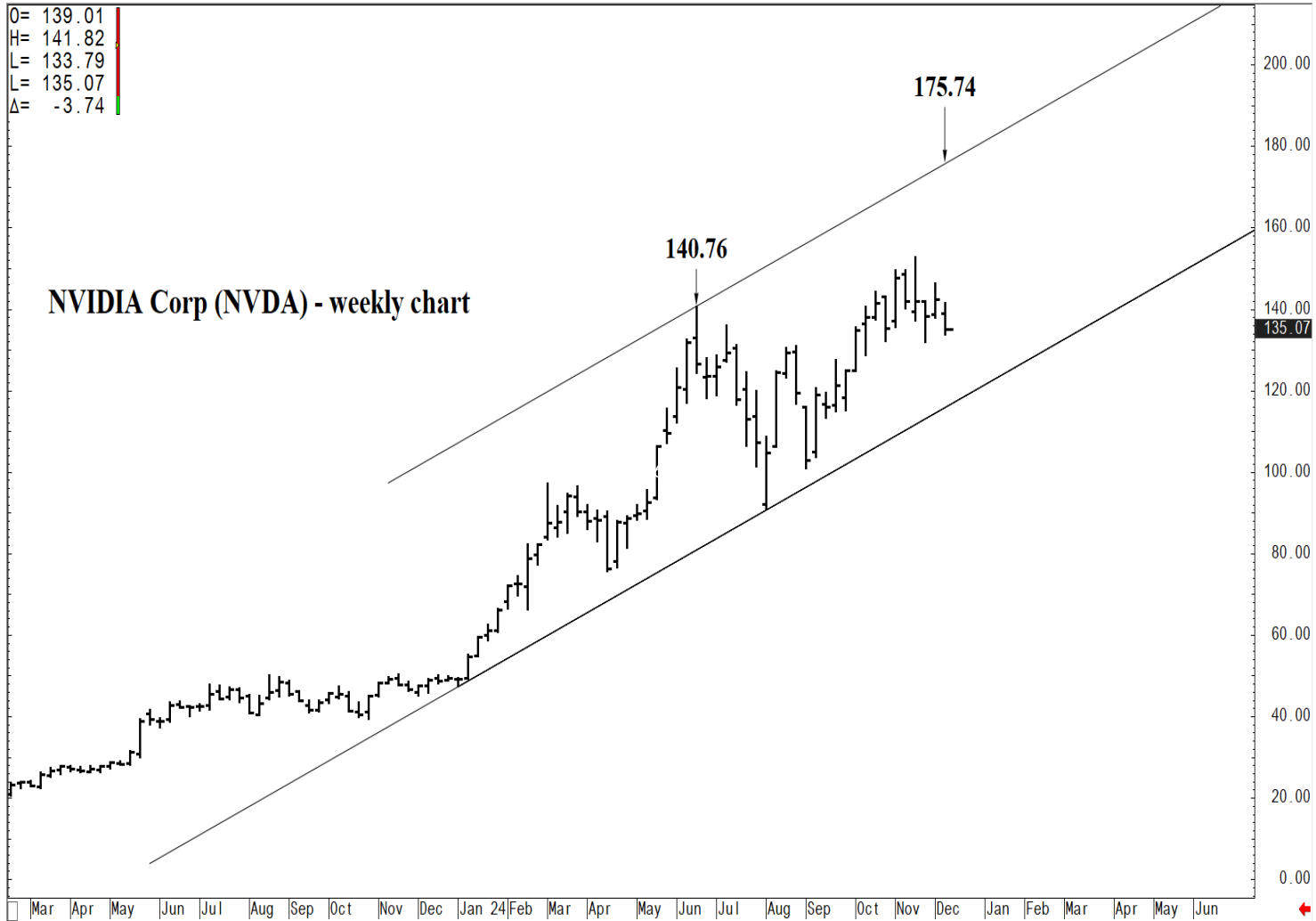
[NEAR-TERM OUTLOOK](#)

[HOME](#)



O= 139.01
H= 141.82
L= 133.79
L= 135.07
Δ= -3.74

NVIDIA Corp (NVDA) - weekly chart



COG Inc. © 2024 All rights reserved worldwide. <https://www.cog.com>

S:NVDA - NVIDIA Corp, Weekly | Tue Dec 10 2024 14:07:51, COG 24:12.8085

SUPPORT AND RESISTANCE

175.74 *** Annual contain**

125.16 *** multi-week contain**

121.81 *** multi-week contain**

[LONG-TERM OUTLOOK](#)

[MID-TERM OUTLOOK](#)

[NEAR-TERM OUTLOOK](#)

[HOME](#)



SUPPORT AND RESISTANCE

175.74 ***** Annual contain
125.16 **** multi-week contain
121.81 **** multi-week contain

[LONG-TERM OUTLOOK](#)

[MID-TERM OUTLOOK](#)

[NEAR-TERM OUTLOOK](#)

[HOME](#)

SUPPORT AND RESISTANCE

175.74 *** Annual contain**

125.16 *** multi-week contain**

121.81 *** multi-week contain**

[LONG-TERM OUTLOOK](#)

[MID-TERM OUTLOOK](#)

[NEAR-TERM OUTLOOK](#)

[HOME](#)

SUPPORT AND RESISTANCE

175.74 *** Annual contain**

125.16 *** multi-week contain**

121.81 *** multi-week contain**

[LONG-TERM OUTLOOK](#)

[MID-TERM OUTLOOK](#)

[NEAR-TERM OUTLOOK](#)

[HOME](#)



MID-TERM OUTLOOK

2-3 Weeks

SUPPORT AND RESISTANCE

175.74 *** Annual contain UP**

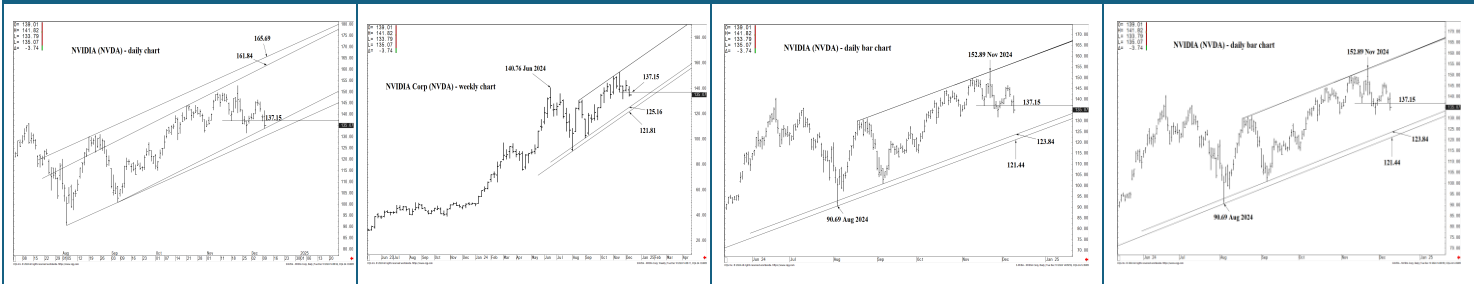
165.69 *** multi-week contain**

161.84 *** multi-week contain**

137.15 *** multi-wk contain DP**

125.16 *** multi-week contain**

121.81 *** multi-week contain DP**



[LONG-TERM OUTLOOK](#)

[MID-TERM OUTLOOK](#)

[NEAR-TERM OUTLOOK](#)

[HOME](#)



O= 139.01
 H= 141.82
 L= 133.79
 L= 135.07
 Δ= -3.74

NVIDIA (NVDA) - daily chart



SUPPORT AND RESISTANCE

175.74 *** Annual contain UP**

165.69 ** multi-week contain**
161.84 ** multi-week contain**

137.15 ** multi-wk contain DP**

125.16 ** multi-week contain**
121.81 ** multi-week contain DP**

[LONG-TERM OUTLOOK](#)

[MID-TERM OUTLOOK](#)

[NEAR-TERM OUTLOOK](#)

[HOME](#)

O= 139.01
H= 141.82
L= 133.79
L= 135.07
Δ= -3.74

NVIDIA Corp (NVDA) - weekly chart



SUPPORT AND RESISTANCE

- 175.74 ***** Annual contain UP
- 165.69 **** multi-week contain
- 161.84 **** multi-week contain
- 137.15 ***** multi-wk contain DP
- 125.16 **** multi-week contain
- 121.81 **** multi-week contain DP

[LONG-TERM OUTLOOK](#)

[MID-TERM OUTLOOK](#)

[NEAR-TERM OUTLOOK](#)

[HOME](#)

O= 139.01
H= 141.82
L= 133.79
C= 135.07
Δ= -3.74

NVIDIA (NVDA) - daily bar chart



COG Inc. © 2024 All rights reserved worldwide. <https://www.cog.com>

S:NVDA - NVIDIA Corp, Daily | Tue Dec 10 2024 14:09:59, COG 24.12.8085

SUPPORT AND RESISTANCE

175.74 *** Annual contain UP**

165.69 ** multi-week contain**
161.84 ** multi-week contain**

137.15 ** multi-wk contain DP**

125.16 ** multi-week contain**
121.81 ** multi-week contain DP**

[LONG-TERM OUTLOOK](#)

[MID-TERM OUTLOOK](#)

[NEAR-TERM OUTLOOK](#)

[HOME](#)

O= 139.01
 H= 141.82
 L= 133.79
 L= 135.07
 Δ= -3.74

NVIDIA (NVDA) - daily bar chart



CGG Inc. © 2024 All rights reserved worldwide. <https://www.cgg.com>

S:NVDA - NVIDIA Corp, Daily | Tue Dec 10 2024 14:09:59, CGG 24.12.8085

SUPPORT AND RESISTANCE

175.74 *** Annual contain UP**

165.69 ** multi-week contain**
161.84 ** multi-week contain**

137.15 ** multi-wk contain DP**

125.16 ** multi-week contain**
121.81 ** multi-week contain DP**

[LONG-TERM OUTLOOK](#)

[MID-TERM OUTLOOK](#)

[NEAR-TERM OUTLOOK](#)

[HOME](#)



NEAR-TERM OUTLOOK

Today and 3-5 days out

SUPPORT AND RESISTANCE

147.54 * intra-day containment
 146.54 * minor
 144.42 * minor

142.95 * weekly containment UP**

141.84 * minor
 139.95 * minor
 138.85 * minor

137.15 * session containment DP

136.06 * minor
 135.34 * minor
 134.68 * minor
 131.80 * intra-day containment
 131.26 * minor
 130.00 * minor

129.13 * session containment

127.66 * minor
 126.17 * minor
 124.75 * minor

123.84 ** multi-week contain**
121.44 ** multi-week contain**



[LONG-TERM OUTLOOK](#)

[MID-TERM OUTLOOK](#)

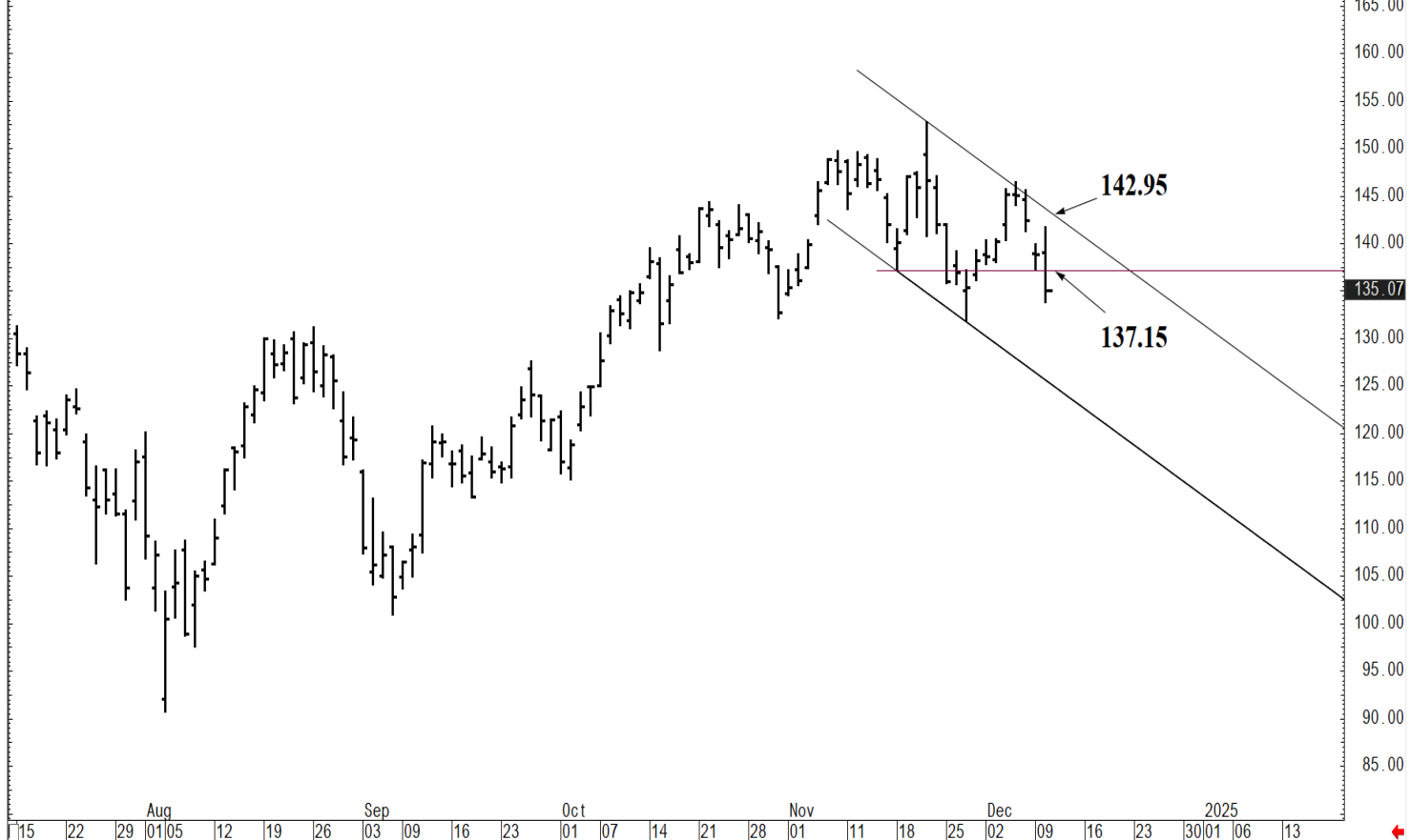
[NEAR-TERM OUTLOOK](#)

[HOME](#)



O= 139.01
H= 141.82
L= 133.79
L= 135.07
Δ= -3.74

NVIDIA (NVDA) - daily chart



CGG Inc. © 2024 All rights reserved worldwide. <https://www.cgg.com> S:NVDA - NVIDIA Corp, Daily | Tue Dec 10 2024 14:11:26, CGG 24:12:8085

SUPPORT AND RESISTANCE

147.54 * intra-day containment
146.54 * minor
144.42 * minor

142.95 * weekly containment UP**

141.84 * minor
139.95 * minor
138.85 * minor

137.15 * session containment DP

136.06 * minor
135.34 * minor
134.68 * minor
131.80 * intra-day containment
131.26 * minor
130.00 * minor

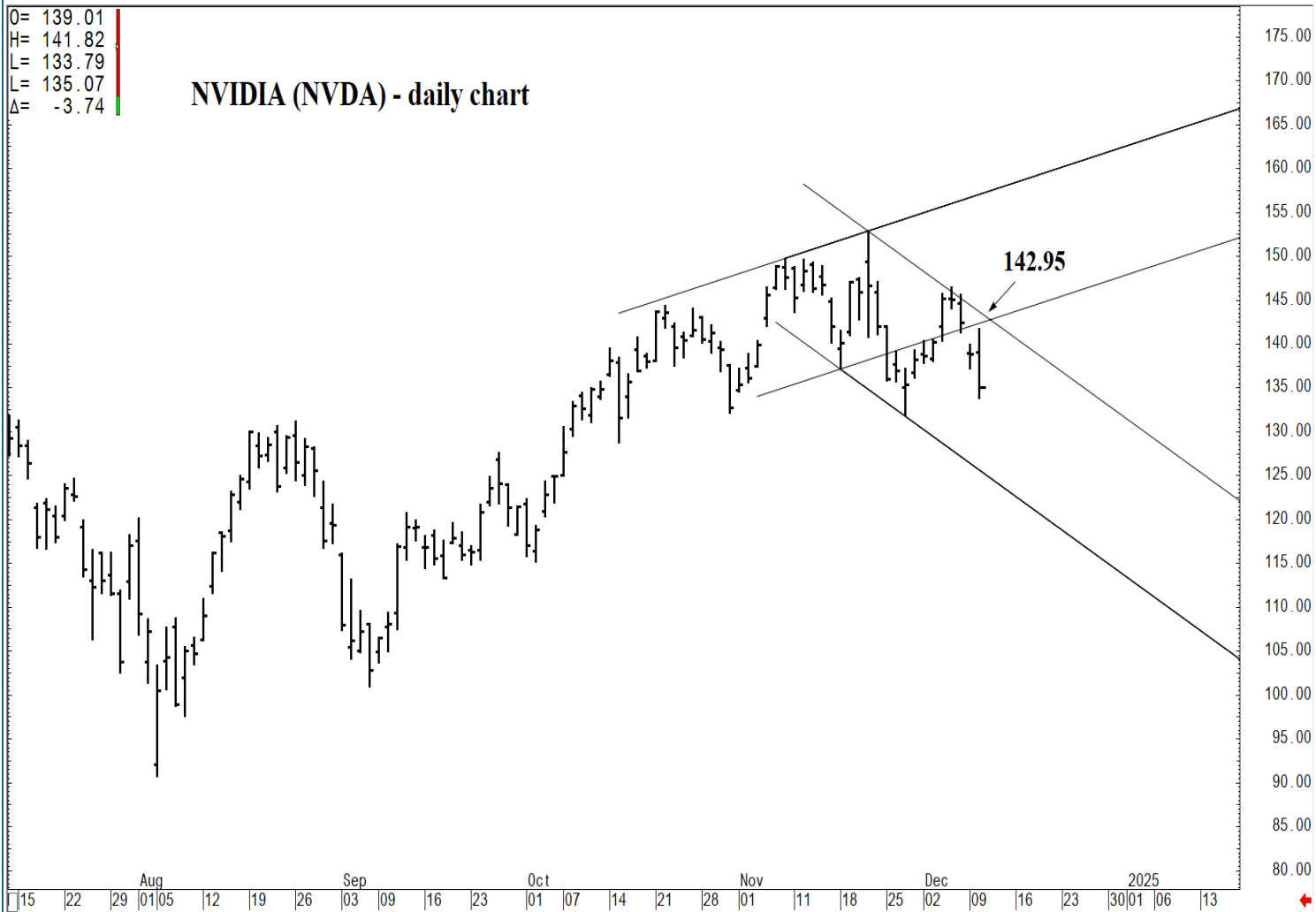
129.13 * session containment

[LONG-TERM OUTLOOK](#)

[MID-TERM OUTLOOK](#)

[NEAR-TERM OUTLOOK](#)

[HOME](#)



SUPPORT AND RESISTANCE

147.54 *	intra-day containment
146.54 *	minor
144.42 *	minor
142.95 ***	weekly containment UP
141.84 *	minor
139.95 *	minor
138.85 *	minor
137.15 *	session containment DP
136.06 *	minor
135.34 *	minor
134.68 *	minor
131.80 *	intra-day containment
131.26 *	minor
130.00 *	minor
129.13 *	session containment

[LONG-TERM OUTLOOK](#)

[MID-TERM OUTLOOK](#)

[NEAR-TERM OUTLOOK](#)

[HOME](#)



SUPPORT AND RESISTANCE

- 154.07 * intra-day containment
- 152.89 * minor
- 150.55 * minor

147.54 * session containment

- 147.55 * minor
- 146.54 * minor
- 144.42 * minor
- 142.95 * intra-day containment
- 142.95 * minor
- 141.84 * minor
- 139.95 * minor
- 138.85 * minor

137.15 **** multi-wk contain DP

- 136.06 * minor
- 135.34 * minor
- 134.68 * minor
- 131.80 * intra-day containment
- 130.26 * minor

129.13 * session containment

[LONG-TERM OUTLOOK](#)

[MID-TERM OUTLOOK](#)

[NEAR-TERM OUTLOOK](#)

[HOME](#)

O= 139.01
 H= 141.82
 L= 133.79
 L= 135.07
 Δ= -3.74

NVIDIA (NVDA) - daily bar chart



COG Inc. © 2024 All rights reserved worldwide. <https://www.cog.com>

S:NVDA - NVIDIA Corp, Daily | Tue Dec 10 2024 14:10:51, COG 24.12.8085

SUPPORT AND RESISTANCE

- 154.07 * intra-day containment
- 152.89 * minor
- 150.55 * minor

147.54 * session containment

- 147.55 * minor
- 146.54 * minor
- 144.42 * minor
- 142.95 * intra-day containment
- 142.95 * minor
- 141.84 * minor
- 139.95 * minor
- 138.85 * minor

137.15 **** multi-wk contain DP

- 136.06 * minor
- 135.34 * minor
- 134.68 * minor
- 131.80 * intra-day containment
- 130.26 * minor

129.13 * session containment

[LONG-TERM OUTLOOK](#)

[MID-TERM OUTLOOK](#)

[NEAR-TERM OUTLOOK](#)

[HOME](#)