



WICKED STOCKS

WICKED STOCKS

Daily NVIDIA Report

TUESDAY, DECEMBER 10, 2024

[LONG-TERM OUTLOOK](#)

[MID-TERM OUTLOOK](#)

[NEAR-TERM OUTLOOK](#)

[HOME](#)



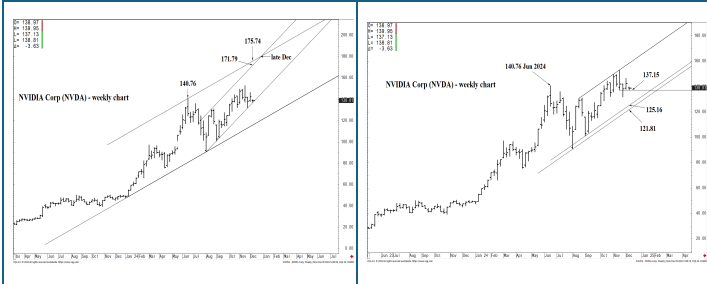
LONG-TERM OUTLOOK

2-3 Months

SUPPORT AND RESISTANCE

175.74 *** Annual contain**
171.79 *** multi-week contain**

125.16 ** multi-week contain**
121.81 ** multi-week contain**



[LONG-TERM OUTLOOK](#)

[MID-TERM OUTLOOK](#)

[NEAR-TERM OUTLOOK](#)

[HOME](#)



O= 138.97
H= 139.95
L= 137.13
L= 138.81
Δ= -3.63

NVIDIA Corp (NVDA) - weekly chart



COG Inc. © 2024 All rights reserved worldwide. <https://www.cog.com>

S.NVDA - NVIDIA Corp, Weekly | Mon Dec 09 2024 14:06:39, COG 24.12.8085

SUPPORT AND RESISTANCE

175.74 *** Annual contain**
171.79 *** multi-week contain**

125.16 ** multi-week contain**
121.81 ** multi-week contain**

[LONG-TERM OUTLOOK](#)

[MID-TERM OUTLOOK](#)

[NEAR-TERM OUTLOOK](#)

[HOME](#)



SUPPORT AND RESISTANCE

175.74 *** Annual contain**
171.79 *** multi-week contain**

125.16 ** multi-week contain**
121.81 ** multi-week contain**

[LONG-TERM OUTLOOK](#)

[MID-TERM OUTLOOK](#)

[NEAR-TERM OUTLOOK](#)

[HOME](#)

SUPPORT AND RESISTANCE

175.74 *** Annual contain**
171.79 ** multi-week contain**

125.16 ** multi-week contain**
121.81 ** multi-week contain**

[LONG-TERM OUTLOOK](#)

[MID-TERM OUTLOOK](#)

[NEAR-TERM OUTLOOK](#)

[HOME](#)

SUPPORT AND RESISTANCE

175.74 *** Annual contain**
171.79 ** multi-week contain**

125.16 ** multi-week contain**
121.81 ** multi-week contain**

[LONG-TERM OUTLOOK](#)

[MID-TERM OUTLOOK](#)

[NEAR-TERM OUTLOOK](#)

[HOME](#)



MID-TERM OUTLOOK

2-3 Weeks

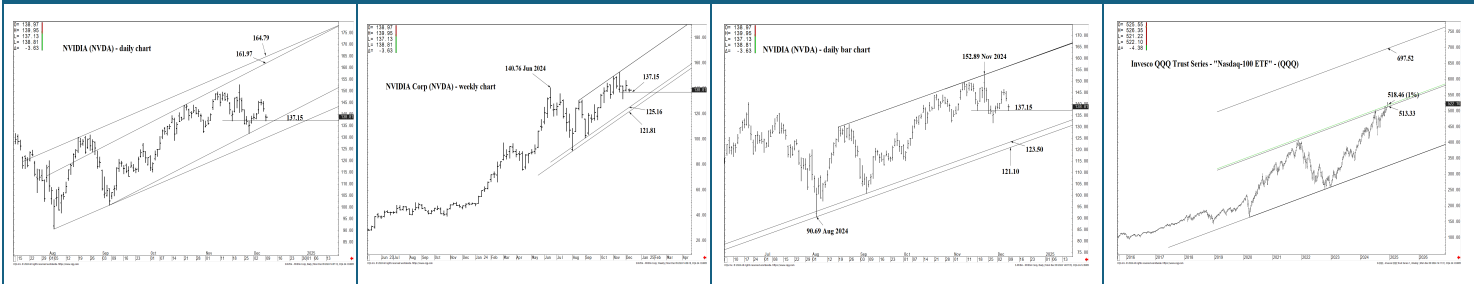
SUPPORT AND RESISTANCE

175.74 *** Annual contain UP**

171.79 ** multi-week contain**
161.97 ** multi-week contain**

137.15 ** multi-wk contain DP**

125.16 ** multi-week contain**
121.81 ** multi-week contain DP**



[LONG-TERM OUTLOOK](#)

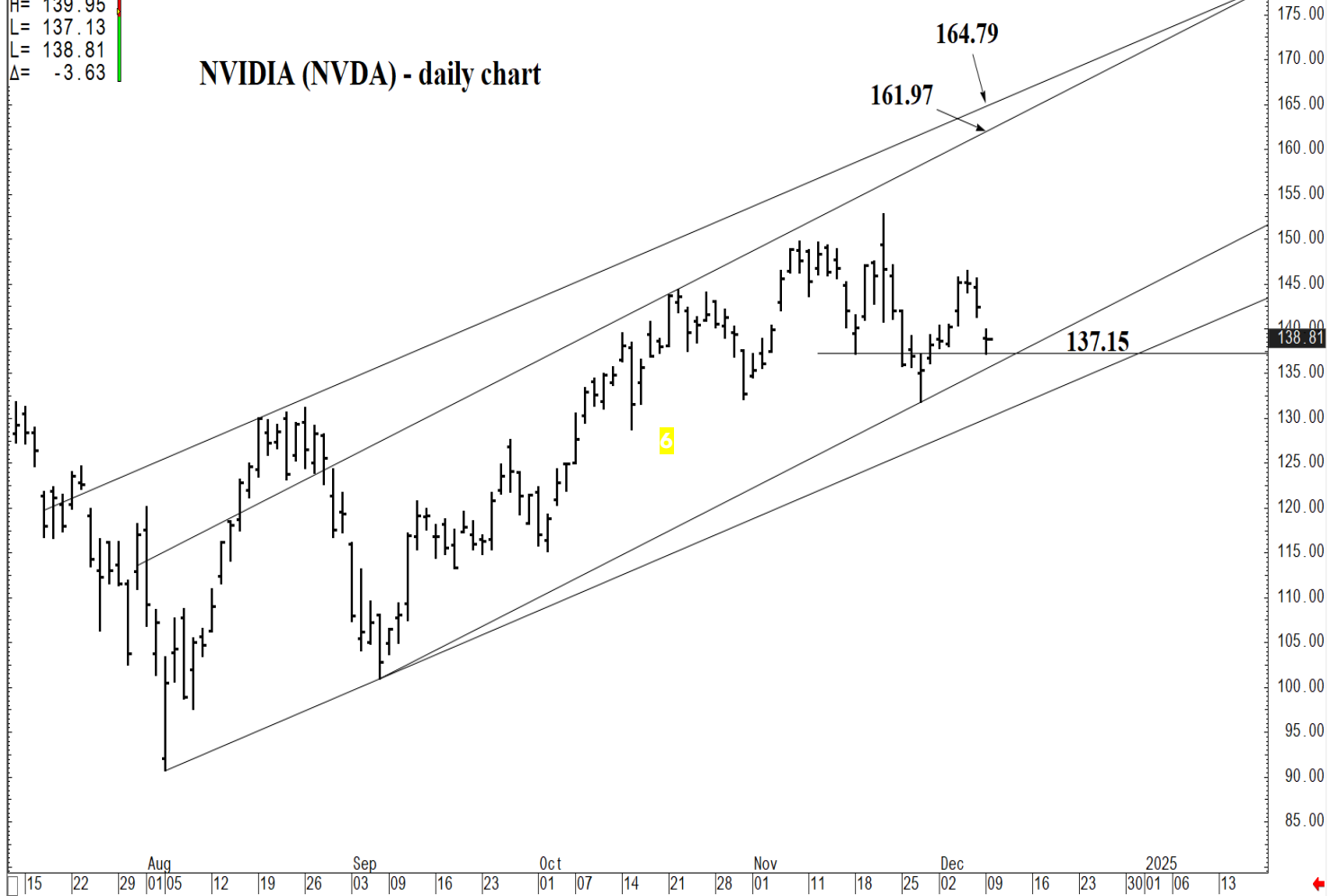
[MID-TERM OUTLOOK](#)

[NEAR-TERM OUTLOOK](#)

[HOME](#)

O= 138.97
 H= 139.95
 L= 137.13
 C= 138.81
 Δ= -3.63

NVIDIA (NVDA) - daily chart



COG Inc. © 2024 All rights reserved worldwide. <https://www.cog.com>

S.NVDA - NVIDIA Corp, Daily | Mon Dec 09 2024 14:07:12, COG 24-12.8085

SUPPORT AND RESISTANCE

175.74 *** Annual contain UP**

171.79 ** multi-week contain**
161.97 ** multi-week contain**

137.15 ** multi-wk contain DP**

125.16 ** multi-week contain**
121.81 ** multi-week contain DP**

[LONG-TERM OUTLOOK](#)

[MID-TERM OUTLOOK](#)

[NEAR-TERM OUTLOOK](#)

[HOME](#)

O= 138.97
 H= 139.95
 L= 137.13
 I= 138.81
 Δ= -3.63

NVIDIA Corp (NVDA) - weekly chart



SUPPORT AND RESISTANCE

- 175.74 ***** Annual contain UP**
- 171.79 **** multi-week contain**
- 161.97 **** multi-week contain**
- 138.81**
- 137.15 **** multi-wk contain DP**
- 125.16 **** multi-week contain**
- 121.81 **** multi-week contain DP**

Jun 23 Jul Aug Sep Oct Nov Dec Jan 24 Feb Mar Apr May Jun Jul Aug Sep Oct Nov Dec Jan 25 Feb Mar Apr

COG Inc. © 2024 All rights reserved worldwide. <https://www.cog.com> S.NVDA - NVIDIA Corp, Weekly | Mon Dec 09 2024 14:06:18, COG 24.12.8085

[LONG-TERM OUTLOOK](#)

[MID-TERM OUTLOOK](#)

[NEAR-TERM OUTLOOK](#)

[HOME](#)



SUPPORT AND RESISTANCE

175.74 *** Annual contain UP**

171.79 ** multi-week contain**

161.97 ** multi-week contain**

137.15 ** multi-wk contain DP**

125.16 ** multi-week contain**

121.81 ** multi-week contain DP**

[LONG-TERM OUTLOOK](#)

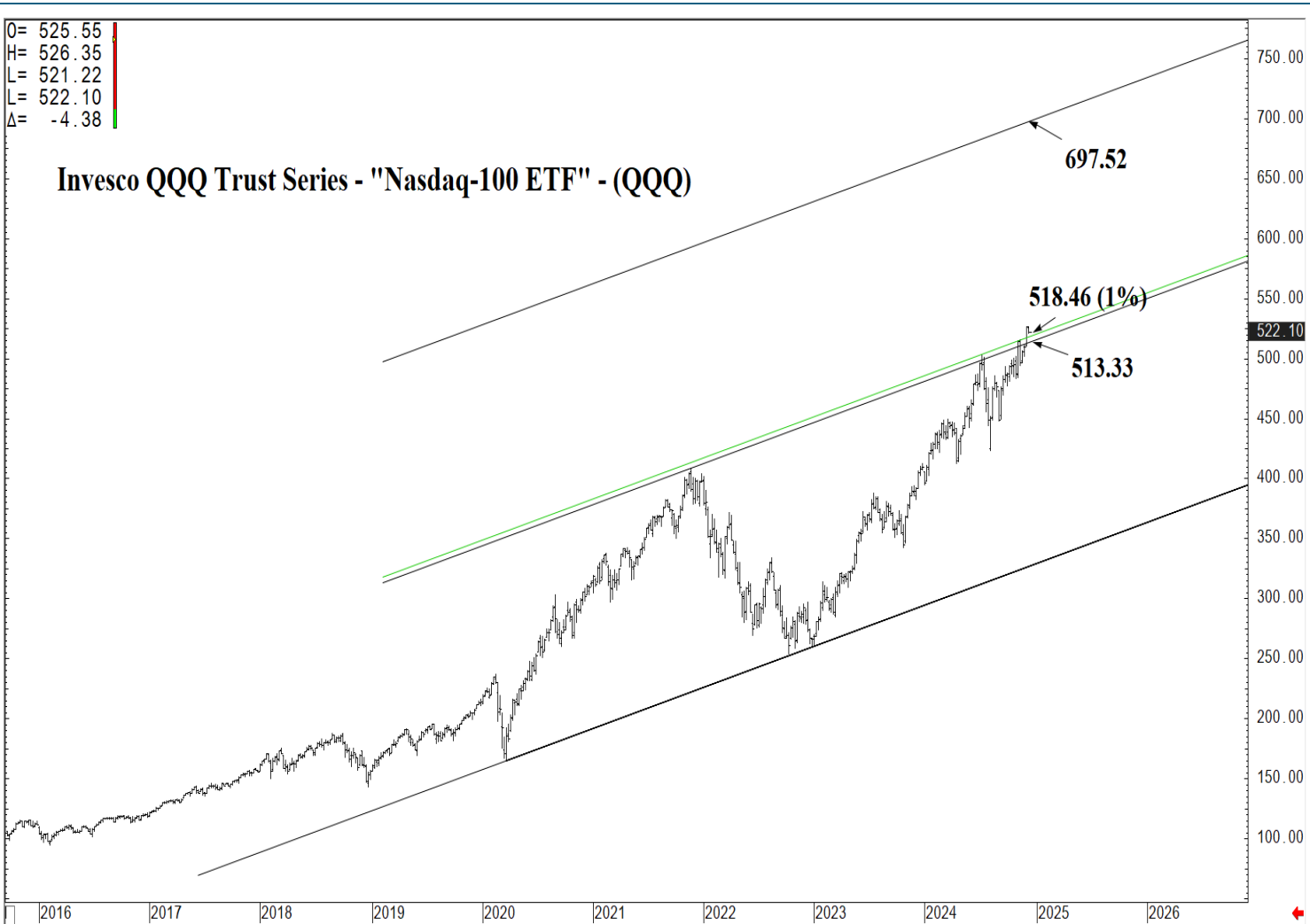
[MID-TERM OUTLOOK](#)

[NEAR-TERM OUTLOOK](#)

[HOME](#)

O= 525.55
H= 526.35
L= 521.22
L= 522.10
Δ= -4.38

Invesco QQQ Trust Series - "Nasdaq-100 ETF" - (QQQ)



CGG Inc. © 2024 All rights reserved worldwide. <https://www.cgg.com>

S:QQQ - Invesco QQQ Trust Series 1, Weekly | Mon Dec 09 2024 14:11:31, CGG 24.12.8085

SUPPORT AND RESISTANCE

175.74 *** Annual contain UP**

171.79 ** multi-week contain**

161.97 ** multi-week contain**

137.15 ** multi-wk contain DP**

125.16 ** multi-week contain**

121.81 ** multi-week contain DP**

[LONG-TERM OUTLOOK](#)

[MID-TERM OUTLOOK](#)

[NEAR-TERM OUTLOOK](#)

[HOME](#)



NEAR-TERM OUTLOOK

Today and 3-5 days out

SUPPORT AND RESISTANCE

154.07 * intra-day containment
 152.89 * minor
 150.55 * minor

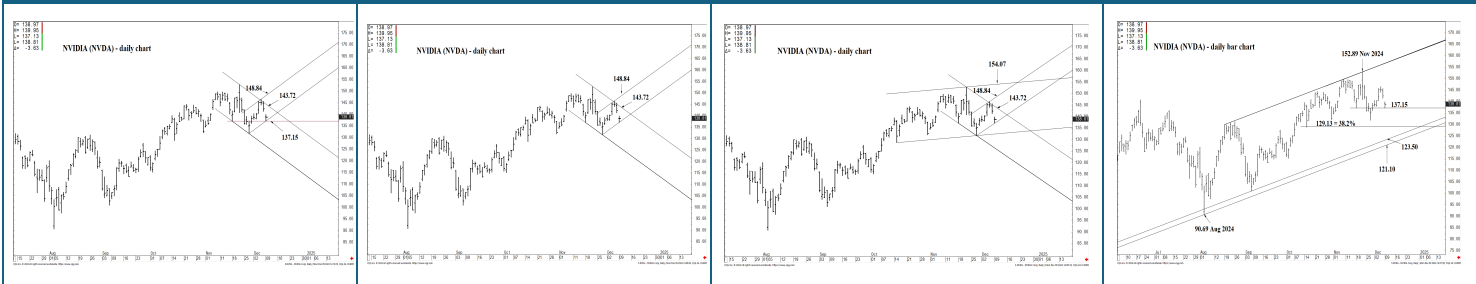
148.84 * session containment

147.55 * minor
 146.54 * minor
 144.42 * minor
 143.72 * intra-day containment
 142.95 * minor
 141.84 * minor
 139.95 * minor
 138.85 * minor

137.15 ** multi-wk contain DP**

136.06 * minor
 135.34 * minor
 134.68 * minor
 131.80 * intra-day containment
 130.26 * minor

129.13 * session containment



[LONG-TERM OUTLOOK](#)

[MID-TERM OUTLOOK](#)

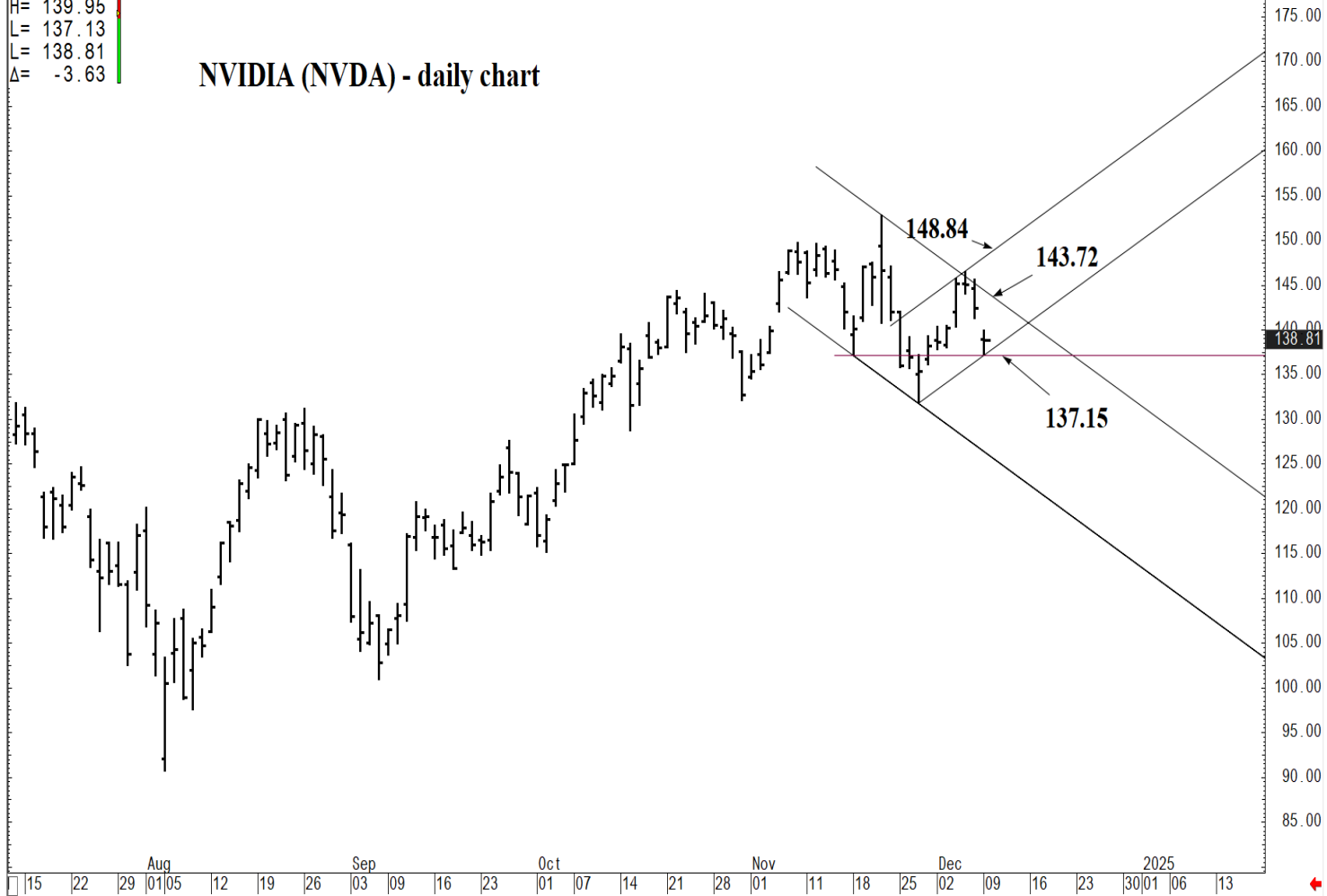
[NEAR-TERM OUTLOOK](#)

[HOME](#)



O= 138.97
 H= 139.95
 L= 137.13
 L= 138.81
 Δ= -3.63

NVIDIA (NVDA) - daily chart



COG Inc. © 2024 All rights reserved worldwide. <https://www.cog.com>

S.NVDA - NVIDIA Corp, Daily | Mon Dec 09 2024 14:10:25, COG 24-12.8085

SUPPORT AND RESISTANCE

154.07 * intra-day containment
 152.89 * minor
 150.55 * minor

148.84 * session containment

147.55 * minor
 146.54 * minor
 144.42 * minor
 143.72 * intra-day containment
 142.95 * minor
 141.84 * minor
 139.95 * minor
 138.85 * minor

137.15 ** multi-wk contain DP**

136.06 * minor
 135.34 * minor
 134.68 * minor
 131.80 * intra-day containment
 130.26 * minor

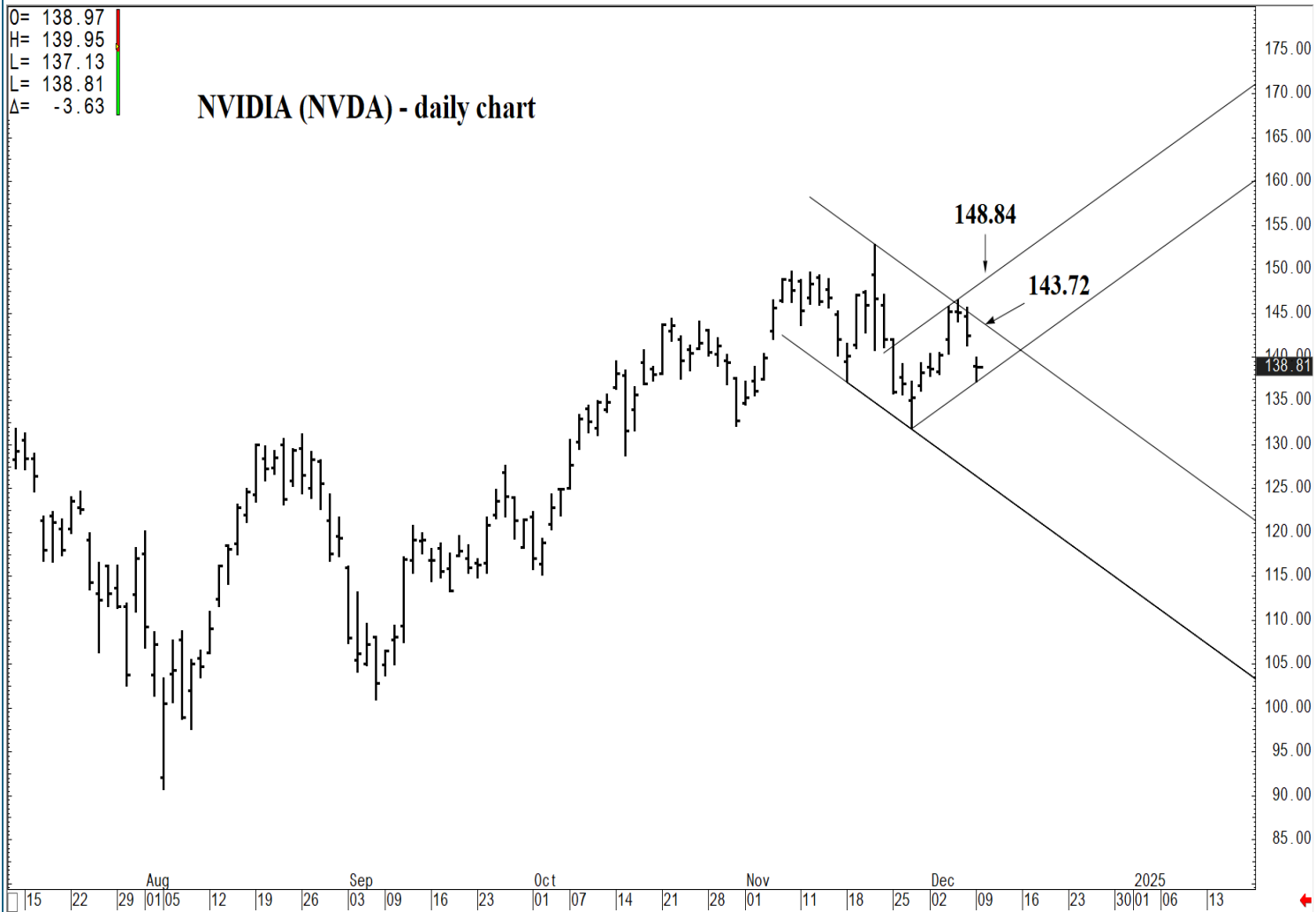
129.13 * session containment

[LONG-TERM OUTLOOK](#)

[MID-TERM OUTLOOK](#)

[NEAR-TERM OUTLOOK](#)

[HOME](#)



SUPPORT AND RESISTANCE

- 154.07 * intra-day containment
- 152.89 * minor
- 150.55 * minor
- 148.84 * session containment**
- 147.55 * minor
- 146.54 * minor
- 144.42 * minor
- 143.72 * intra-day containment
- 142.95 * minor
- 141.84 * minor
- 139.95 * minor
- 138.85 * minor
- 137.15 **** multi-wk contain DP**
- 136.06 * minor
- 135.34 * minor
- 134.68 * minor
- 131.80 * intra-day containment
- 130.26 * minor
- 129.13 * session containment**

[LONG-TERM OUTLOOK](#)

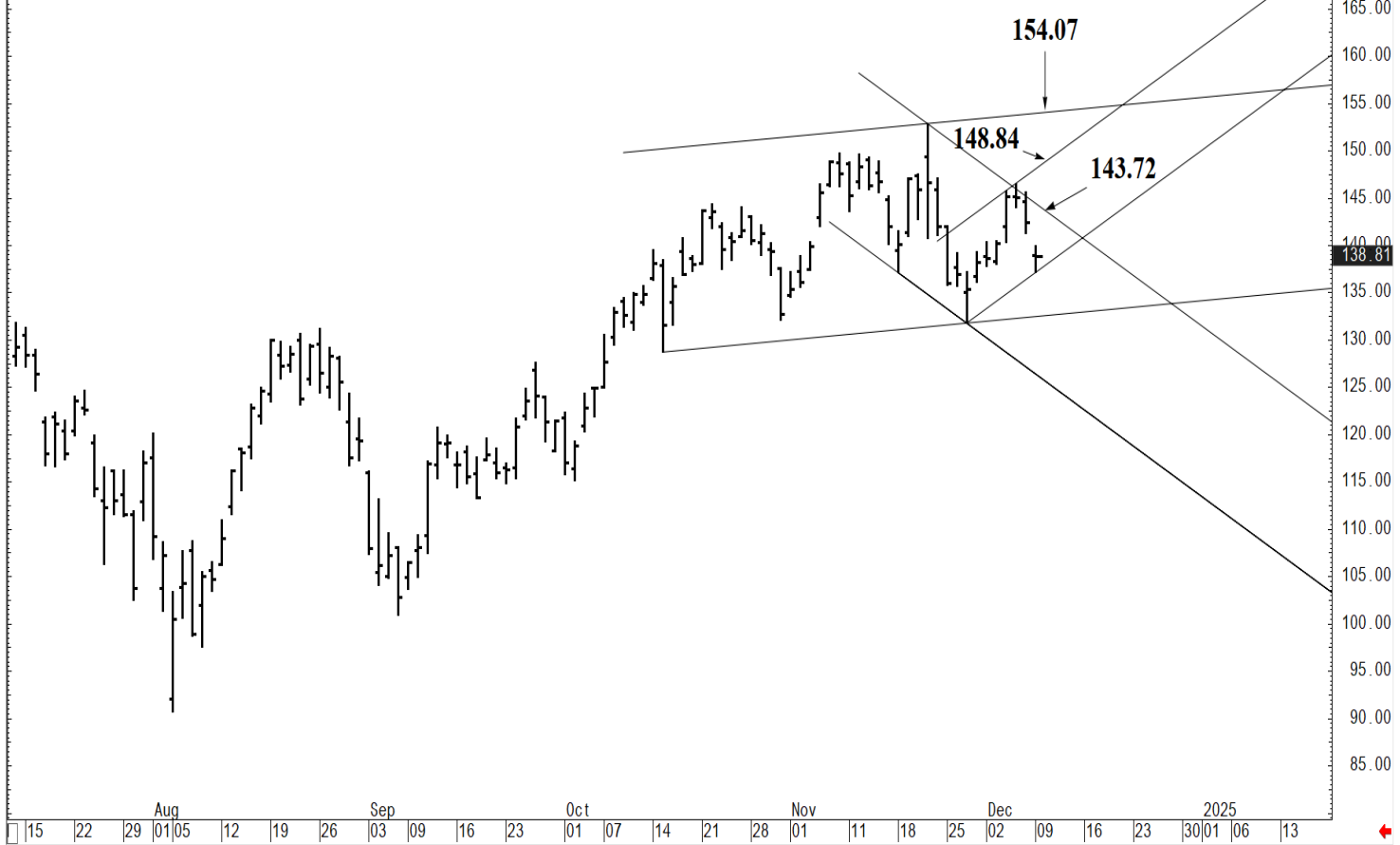
[MID-TERM OUTLOOK](#)

[NEAR-TERM OUTLOOK](#)

[HOME](#)

O= 138.97
 H= 139.95
 L= 137.13
 C= 138.81
 Δ= -3.63

NVIDIA (NVDA) - daily chart



SUPPORT AND RESISTANCE

- 154.07 * intra-day containment
- 152.89 * minor
- 150.55 * minor
- 148.84 * session containment**
- 147.55 * minor
- 146.54 * minor
- 144.42 * minor
- 143.72 * intra-day containment
- 142.95 * minor
- 141.84 * minor
- 139.95 * minor
- 138.85 * minor
- 137.15 **** multi-wk contain DP**
- 136.06 * minor
- 135.34 * minor
- 134.68 * minor
- 131.80 * intra-day containment
- 130.26 * minor
- 129.13 * session containment**

CGG Inc. © 2024 All rights reserved worldwide. <https://www.cgg.com> S:NVDA - NVIDIA Corp, Daily | Mon Dec 09 2024 14:09:18, CQG 24.12.8085

LONG-TERM OUTLOOK	MID-TERM OUTLOOK	NEAR-TERM OUTLOOK	HOME
-----------------------------------	----------------------------------	-----------------------------------	----------------------

O= 138.97
 H= 139.95
 L= 137.13
 L= 138.81
 Δ= -3.63

NVIDIA (NVDA) - daily bar chart



COG Inc. © 2024 All rights reserved worldwide. <https://www.cog.com>

S:NVDA - NVIDIA Corp, Daily | Mon Dec 09 2024 14:07:58, COG 24.12.8085

SUPPORT AND RESISTANCE

- 154.07 * intra-day containment
- 152.89 * minor
- 150.55 * minor

148.84 * session containment

- 147.55 * minor
- 146.54 * minor
- 144.42 * minor
- 143.72 * intra-day containment
- 142.95 * minor
- 141.84 * minor
- 139.95 * minor
- 138.85 * minor

137.15 **** multi-wk contain DP

- 136.06 * minor
- 135.34 * minor
- 134.68 * minor
- 131.80 * intra-day containment
- 130.26 * minor

129.13 * session containment

[LONG-TERM OUTLOOK](#)

[MID-TERM OUTLOOK](#)

[NEAR-TERM OUTLOOK](#)

[HOME](#)