



WICKED STOCKS

WICKED STOCKS

Daily NVIDIA Report

MONDAY, DECEMBER 9, 2024

[LONG-TERM OUTLOOK](#)

[MID-TERM OUTLOOK](#)

[NEAR-TERM OUTLOOK](#)

[HOME](#)

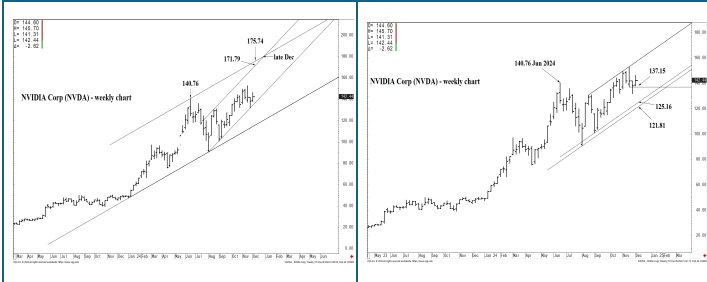
LONG-TERM OUTLOOK

2-3 Months

SUPPORT AND RESISTANCE

175.74 *** Annual contain**
171.79 *** multi-week contain**

125.16 *** multi-week contain**
121.81 *** multi-week contain**



[LONG-TERM OUTLOOK](#)

[MID-TERM OUTLOOK](#)

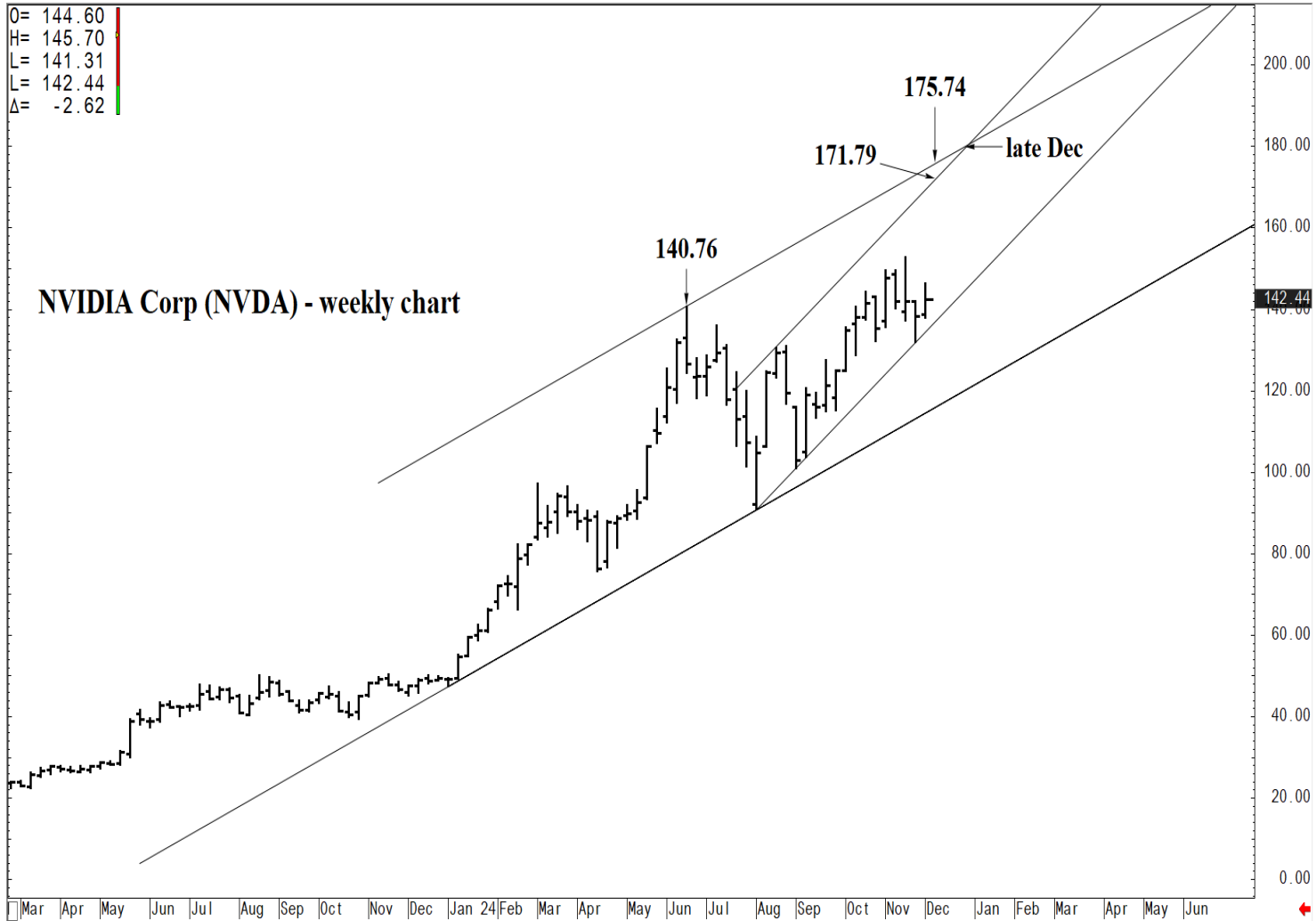
[NEAR-TERM OUTLOOK](#)

[HOME](#)



O= 144.60
H= 145.70
L= 141.31
L= 142.44
Δ= -2.62

NVIDIA Corp (NVDA) - weekly chart



SUPPORT AND RESISTANCE

175.74 *** Annual contain**
171.79 *** multi-week contain**

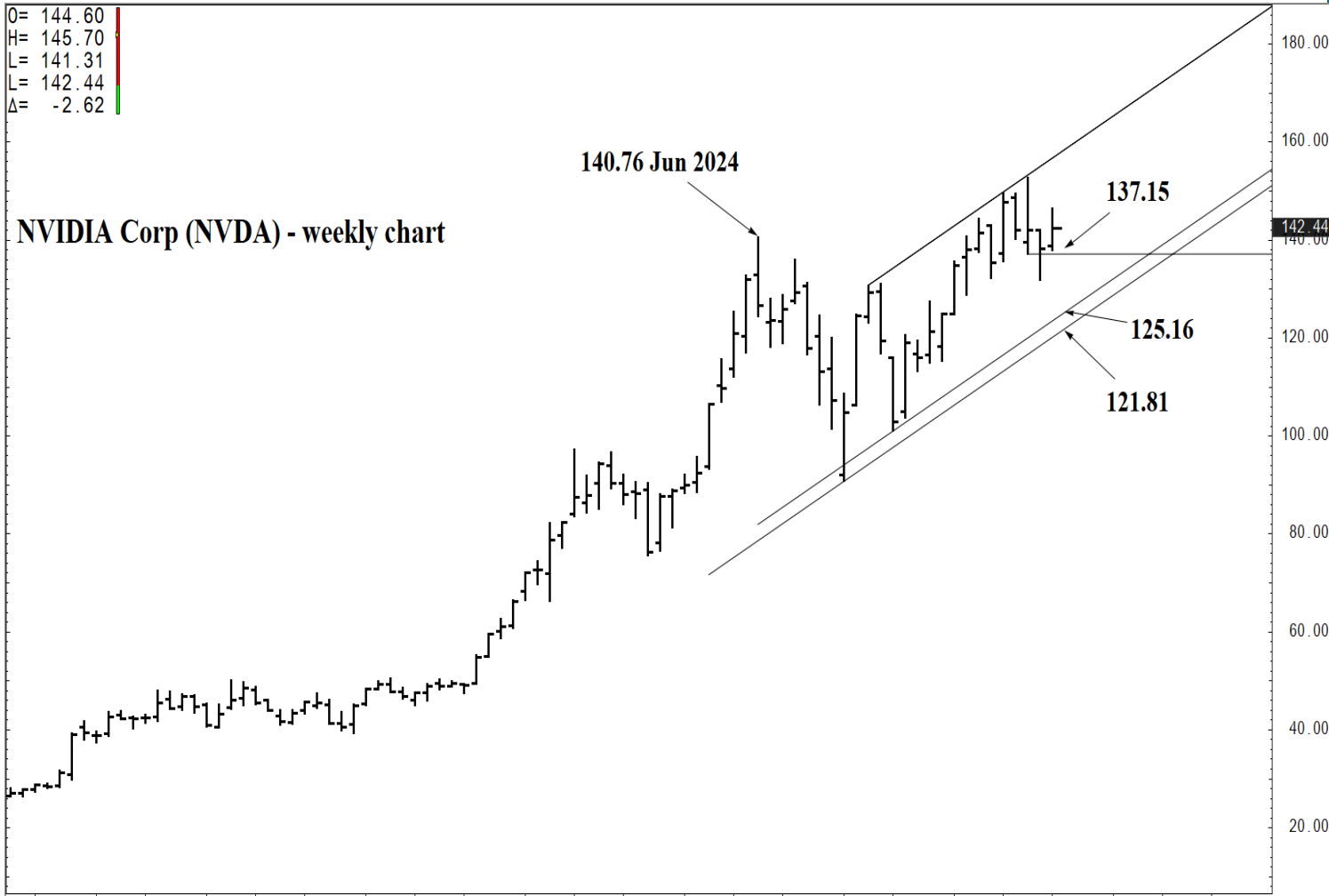
125.16 ** multi-week contain**
121.81 ** multi-week contain**

[LONG-TERM OUTLOOK](#)

[MID-TERM OUTLOOK](#)

[NEAR-TERM OUTLOOK](#)

[HOME](#)



O= 144.60
H= 145.70
L= 141.31
L= 142.44
Δ= -2.62

NVIDIA Corp (NVDA) - weekly chart

SUPPORT AND RESISTANCE

175.74 *** Annual contain**
171.79 *** multi-week contain**

125.16 *** multi-week contain**
121.81 *** multi-week contain**

[LONG-TERM OUTLOOK](#)

[MID-TERM OUTLOOK](#)

[NEAR-TERM OUTLOOK](#)

[HOME](#)

SUPPORT AND RESISTANCE

175.74 *** Annual contain**
171.79 *** multi-week contain**

125.16 *** multi-week contain**
121.81 *** multi-week contain**

[LONG-TERM OUTLOOK](#)

[MID-TERM OUTLOOK](#)

[NEAR-TERM OUTLOOK](#)

[HOME](#)

SUPPORT AND RESISTANCE

175.74 *** Annual contain**
171.79 *** multi-week contain**

125.16 *** multi-week contain**
121.81 *** multi-week contain**

[LONG-TERM OUTLOOK](#)

[MID-TERM OUTLOOK](#)

[NEAR-TERM OUTLOOK](#)

[HOME](#)



MID-TERM OUTLOOK

2-3 Weeks

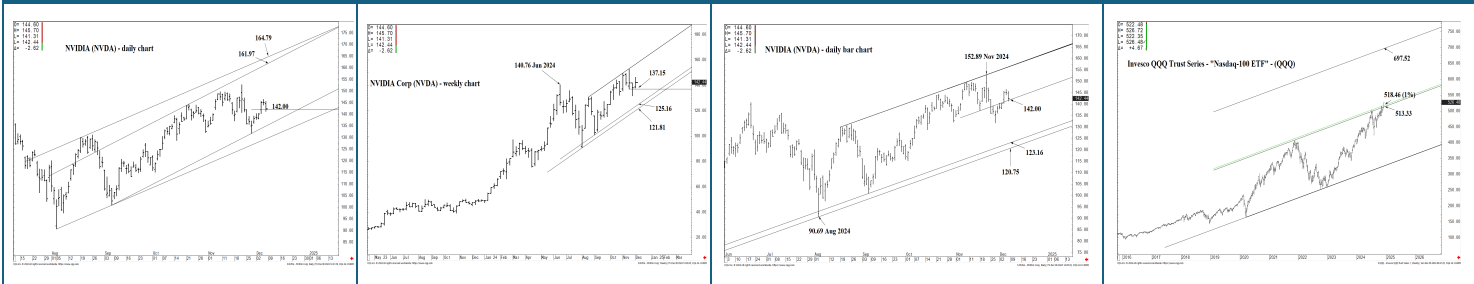
SUPPORT AND RESISTANCE

175.74 *** Annual contain UP**

171.79 *** multi-week contain**
161.97 *** multi-week contain**

142.00 *** multi-wk contain UP**
137.15 *** multi-wk contain DP**

125.16 *** multi-week contain**
121.81 *** multi-week contain DP**



[LONG-TERM OUTLOOK](#)

[MID-TERM OUTLOOK](#)

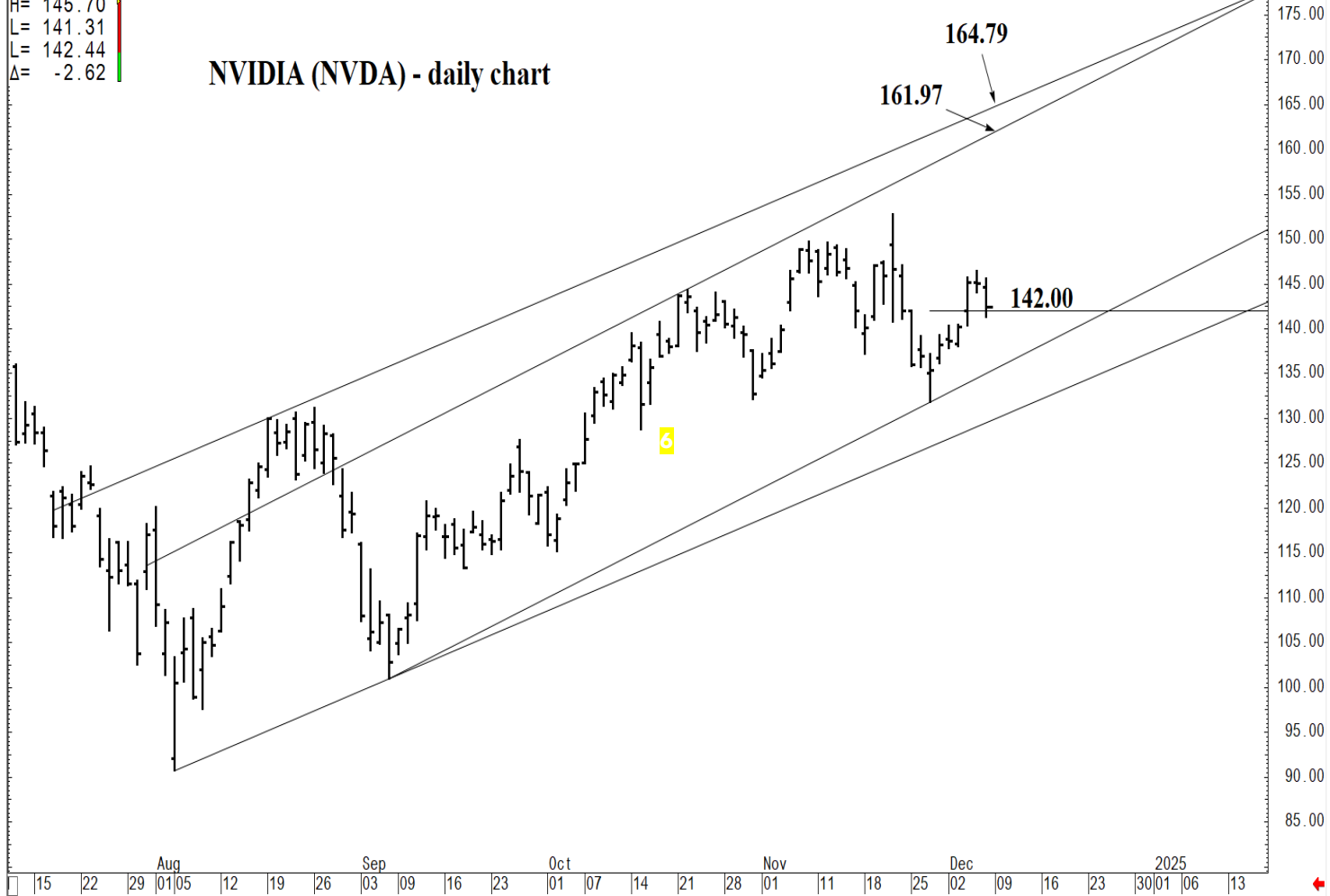
[NEAR-TERM OUTLOOK](#)

[HOME](#)



O= 144.60
 H= 145.70
 L= 141.31
 L= 142.44
 Δ= -2.62

NVIDIA (NVDA) - daily chart



COG Inc. © 2024 All rights reserved worldwide. <https://www.cog.com> S:NVDA - NVIDIA Corp, Daily | Fri Dec 06 2024 14:21:29, COG 24:12:8085

SUPPORT AND RESISTANCE

175.74 *** Annual contain UP**

171.79 ** multi-week contain**
161.97 ** multi-week contain**

142.00 ** multi-wk contain UP**
137.15 ** multi-wk contain DP**

125.16 ** multi-week contain**
121.81 ** multi-week contain DP**

[LONG-TERM OUTLOOK](#)

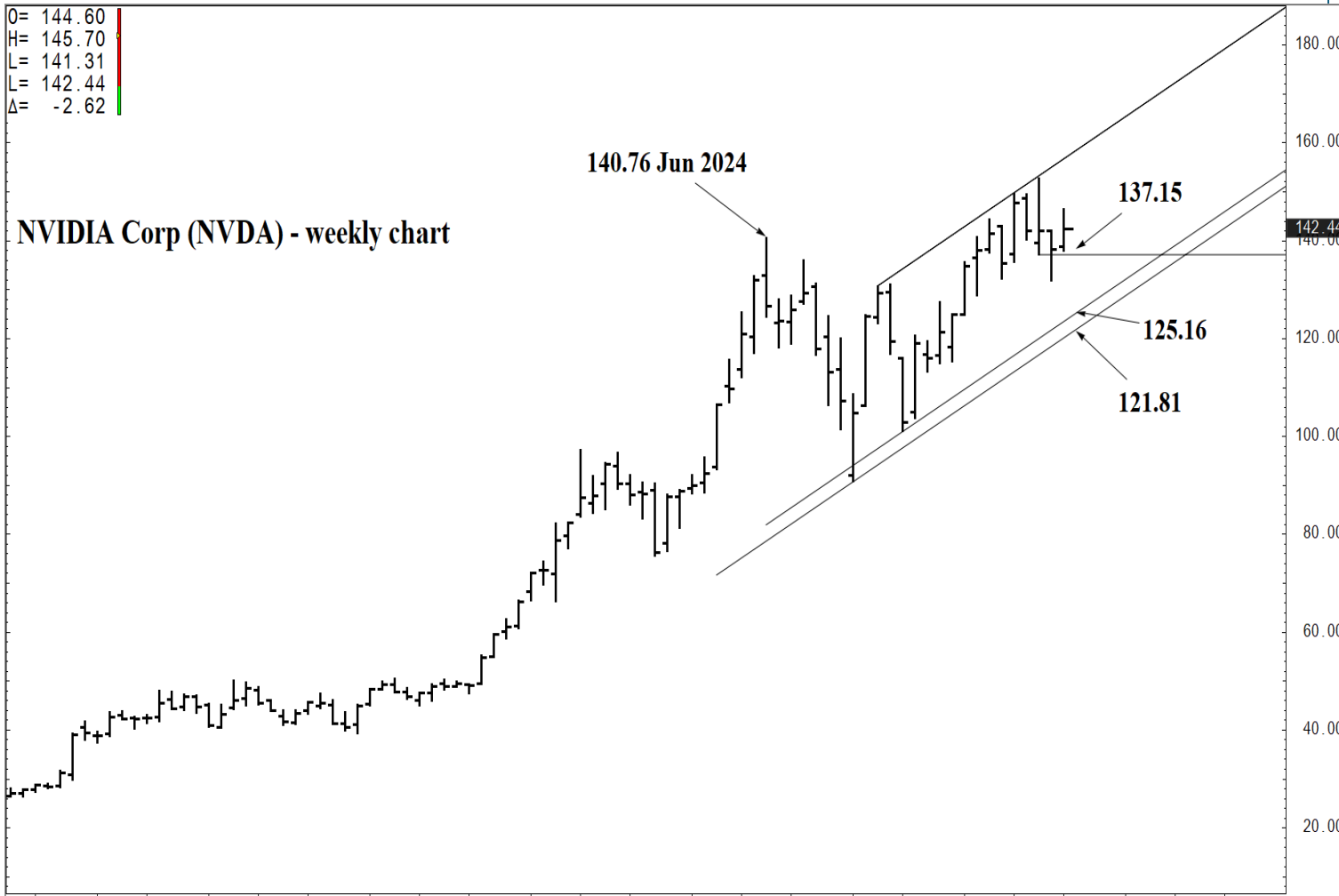
[MID-TERM OUTLOOK](#)

[NEAR-TERM OUTLOOK](#)

[HOME](#)

O= 144.60
H= 145.70
L= 141.31
L= 142.44
Δ= -2.62

NVIDIA Corp (NVDA) - weekly chart



SUPPORT AND RESISTANCE

175.74 *** Annual contain UP**

171.79 ** multi-week contain**

161.97 ** multi-week contain**

142.00 ** multi-wk contain UP**

137.15 ** multi-wk contain DP**

125.16 ** multi-week contain**

121.81 ** multi-week contain DP**

[LONG-TERM OUTLOOK](#)

[MID-TERM OUTLOOK](#)

[NEAR-TERM OUTLOOK](#)

[HOME](#)

O= 144.60
 H= 145.70
 L= 141.31
 L= 142.44
 Δ= -2.62

NVIDIA (NVDA) - daily bar chart



CGG Inc. © 2024 All rights reserved worldwide. <https://www.cgg.com>

S.NVDA - NVIDIA Corp, Daily | Fri Dec 06 2024 14:20:32, CGG 24.12.8085

SUPPORT AND RESISTANCE

175.74 *** Annual contain UP**

171.79 ** multi-week contain**

161.97 ** multi-week contain**

142.00 ** multi-wk contain UP**

137.15 ** multi-wk contain DP**

125.16 ** multi-week contain**

121.81 ** multi-week contain DP**

[LONG-TERM OUTLOOK](#)

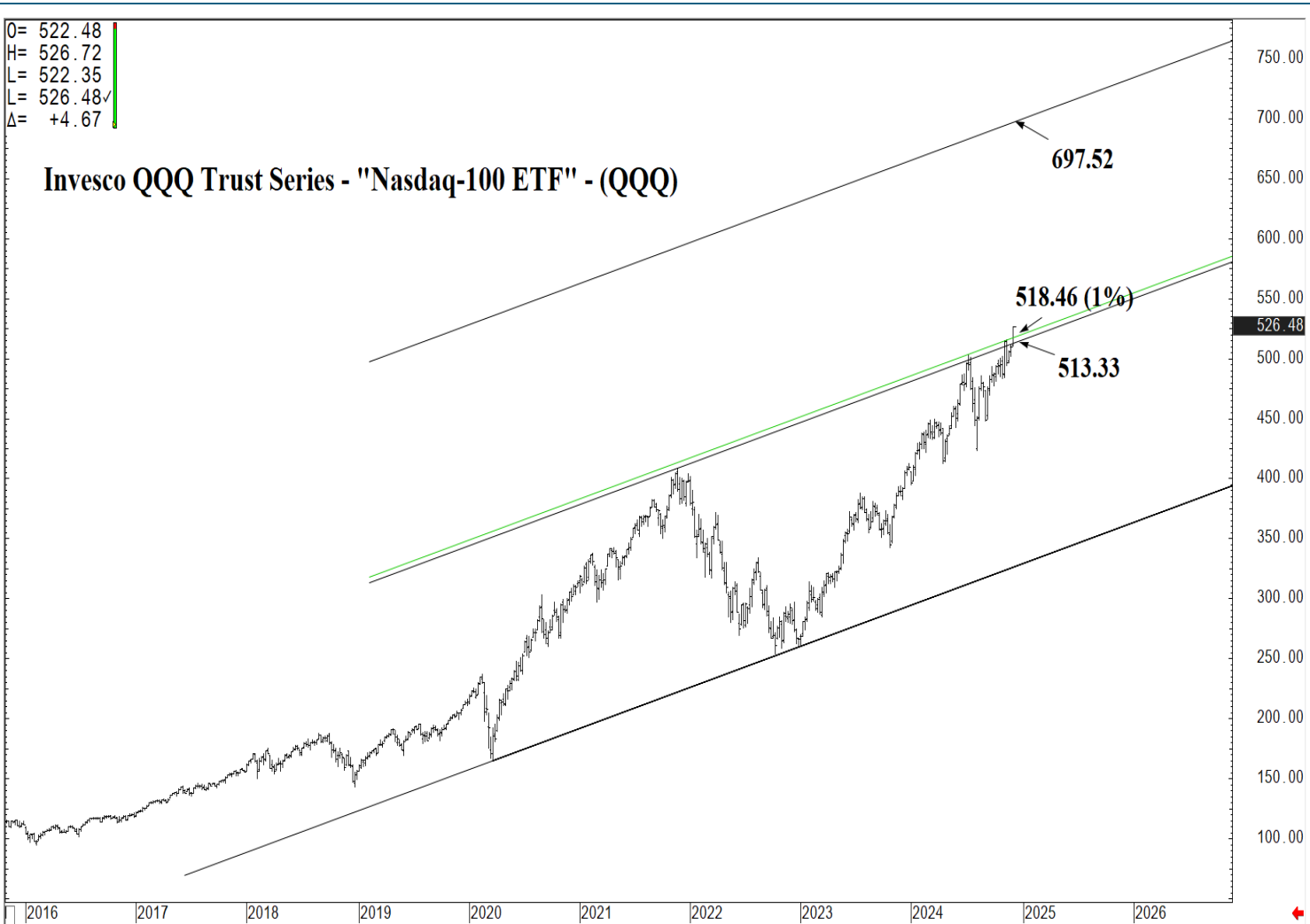
[MID-TERM OUTLOOK](#)

[NEAR-TERM OUTLOOK](#)

[HOME](#)

O= 522.48
 H= 526.72
 L= 522.35
 L= 526.48✓
 Δ= +4.67

Invesco QQQ Trust Series - "Nasdaq-100 ETF" - (QQQ)



© 2024 All rights reserved worldwide. <https://www.cqg.com> S:QQQ - Invesco QQQ Trust Series 1, Weekly | Sun Dec 08 2024 09:41:25, CQG 24.12.8085

SUPPORT AND RESISTANCE

175.74 *** Annual contain UP**

171.79 ** multi-week contain**
161.97 ** multi-week contain**

142.00 ** multi-wk contain UP**
137.15 ** multi-wk contain DP**

125.16 ** multi-week contain**
121.81 ** multi-week contain DP**

[LONG-TERM OUTLOOK](#)

[MID-TERM OUTLOOK](#)

[NEAR-TERM OUTLOOK](#)

[HOME](#)

NEAR-TERM OUTLOOK

Today and 3-5 days out

SUPPORT AND RESISTANCE

153.98 * intra-day containment
152.74 * minor

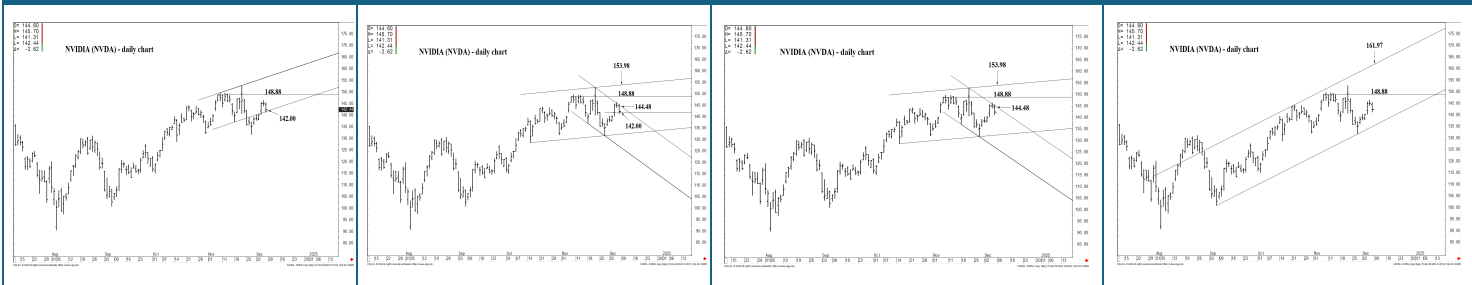
148.88 * session containment

147.55 * minor
146.75 * minor
144.48 * intra-day containment
142.35 * minor

142.00 ** multi-wk contain DP**
137.15 ** multi-wk contain DP**

136.05 * minor
135.34 * minor
134.68 * minor
132.11 * intra-day containment
131.26 * minor

129.13 * session containment



[LONG-TERM OUTLOOK](#)

[MID-TERM OUTLOOK](#)

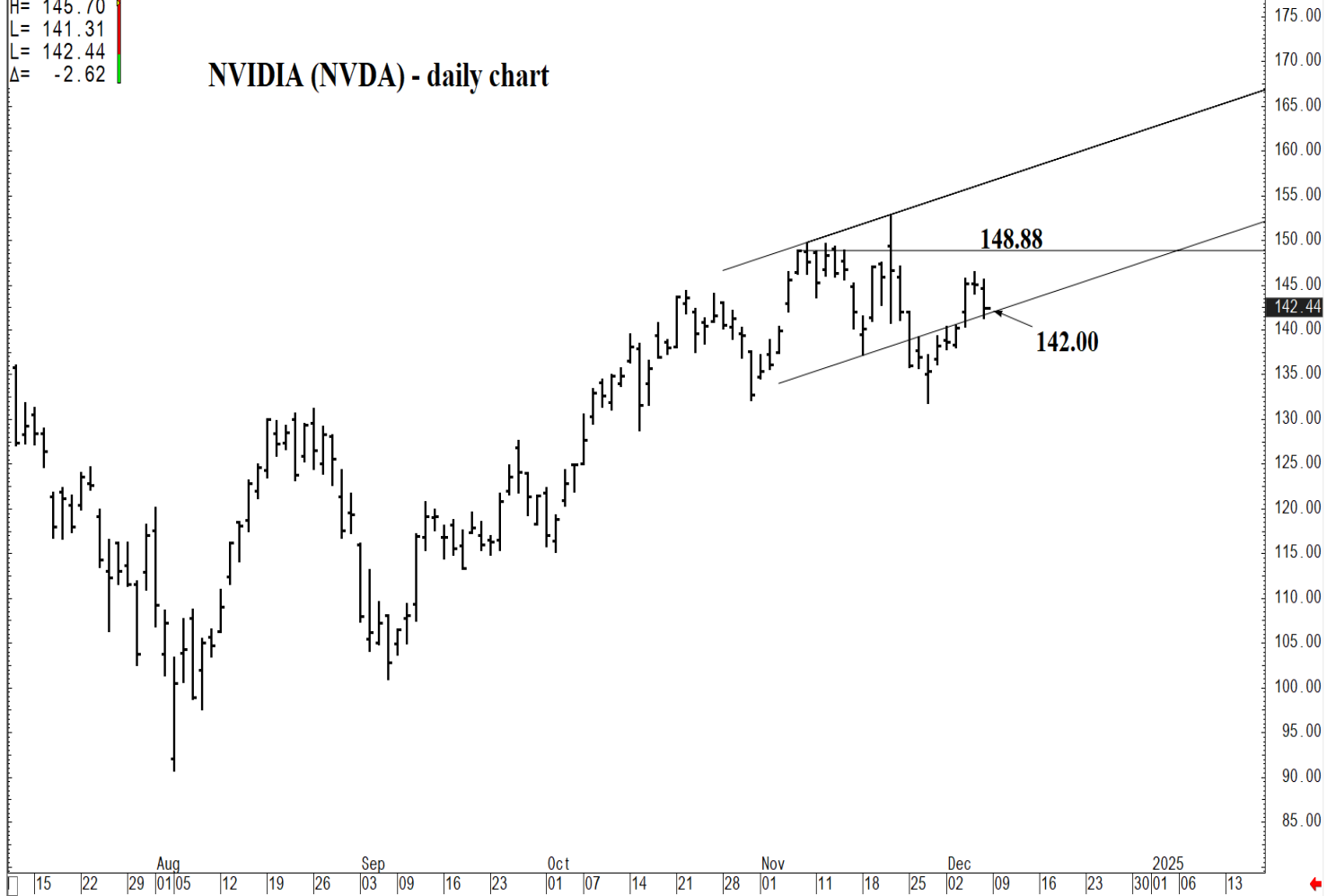
[NEAR-TERM OUTLOOK](#)

[HOME](#)



O= 144.60
 H= 145.70
 L= 141.31
 L= 142.44
 Δ= -2.62

NVIDIA (NVDA) - daily chart



COG Inc. © 2024 All rights reserved worldwide. <https://www.cog.com>

S.NVDA - NVIDIA Corp, Daily | Fri Dec 06 2024 14:19:25, COG 24:12:8085

SUPPORT AND RESISTANCE

153.98 * intra-day containment
 152.74 * minor

148.88 * session containment

147.55 * minor
 146.75 * minor
 144.48 * intra-day containment
 142.35 * minor

142.00 ** multi-wk contain DP**
137.15 ** multi-wk contain DP**

136.05 * minor
 135.34 * minor
 134.68 * minor
 132.11 * intra-day containment
 131.26 * minor

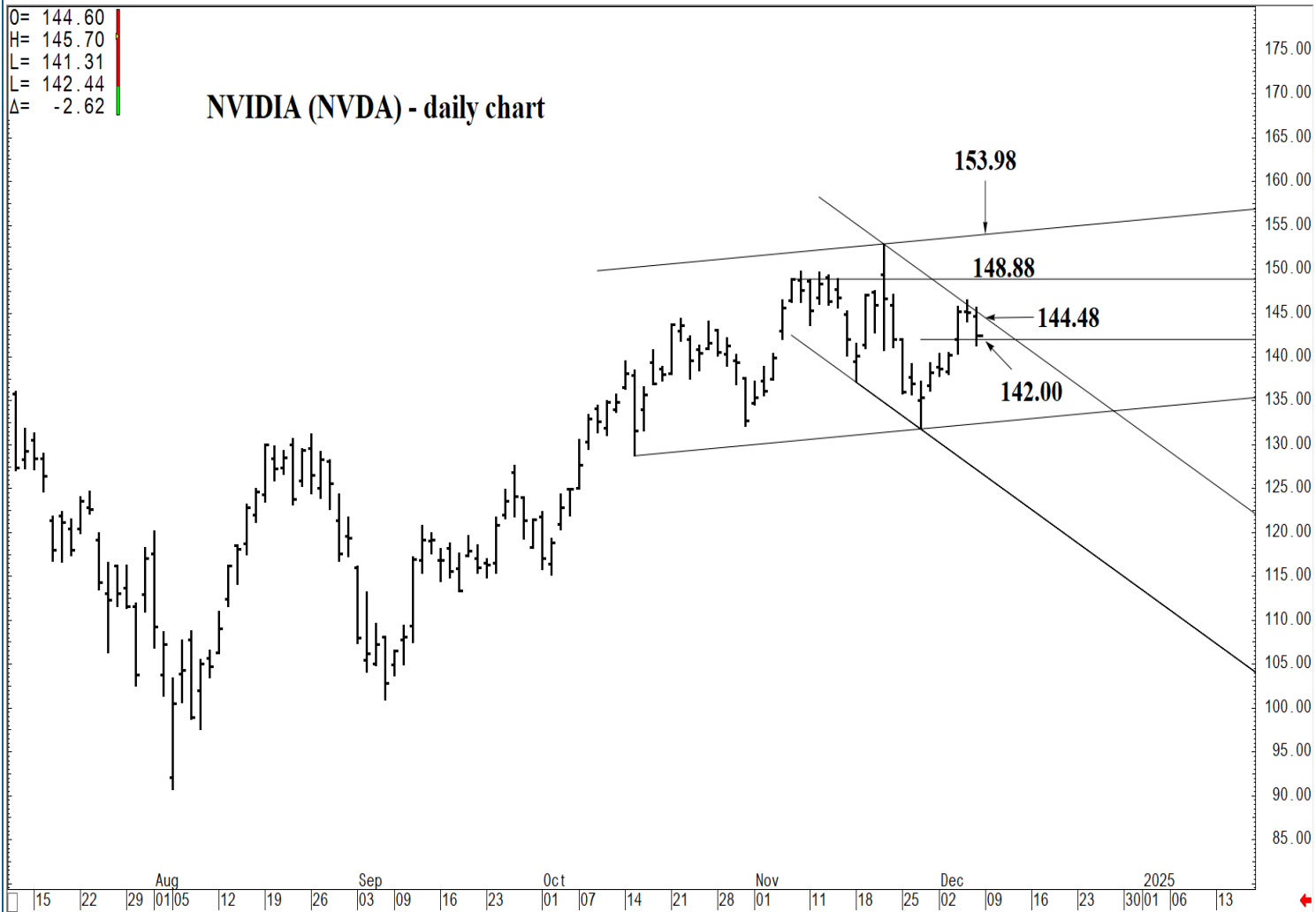
129.13 * session containment

[LONG-TERM OUTLOOK](#)

[MID-TERM OUTLOOK](#)

[NEAR-TERM OUTLOOK](#)

[HOME](#)



SUPPORT AND RESISTANCE

- 153.98 * intra-day containment
- 152.74 * minor
- 148.88 * session containment**
- 147.55 * minor
- 146.75 * minor
- 144.48 * intra-day containment
- 142.35 * minor
- 142.00 **** multi-wk contain DP**
- 137.15 **** multi-wk contain DP**
- 136.05 * minor
- 135.34 * minor
- 134.68 * minor
- 132.11 * intra-day containment
- 131.26 * minor
- 129.13 * session containment**

[LONG-TERM OUTLOOK](#)

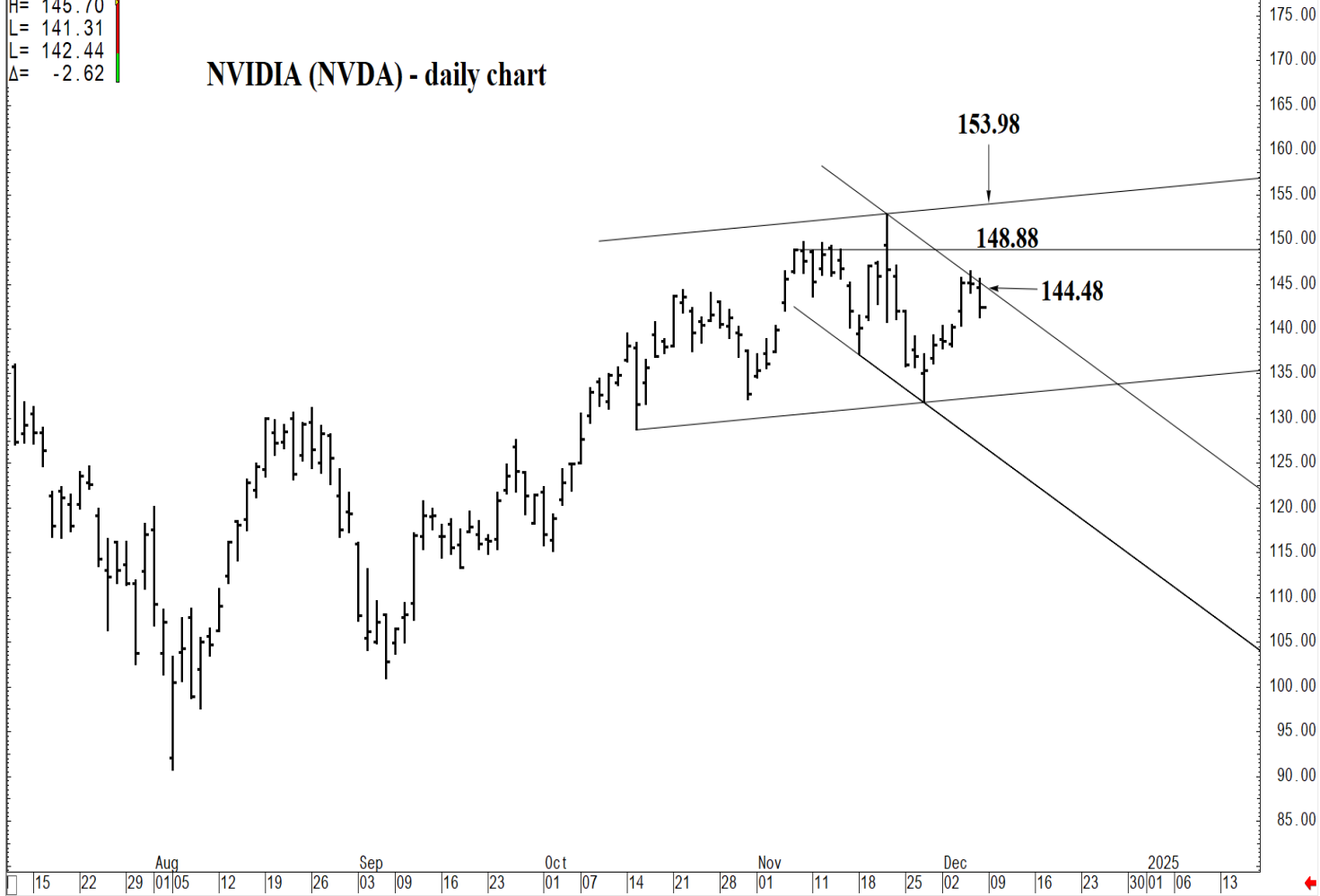
[MID-TERM OUTLOOK](#)

[NEAR-TERM OUTLOOK](#)

[HOME](#)

O= 144.60
 H= 145.70
 L= 141.31
 L= 142.44
 Δ= -2.62

NVIDIA (NVDA) - daily chart



CGG Inc. © 2024 All rights reserved worldwide. <https://www.cgg.com>

S.NVDA - NVIDIA Corp, Daily | Fri Dec 06 2024 14:20:05, CQG 24.12.8085

SUPPORT AND RESISTANCE

153.98 * intra-day containment
 152.74 * minor

148.88 * session containment

147.55 * minor
 146.75 * minor
 144.48 * intra-day containment
 142.35 * minor

142.00 ** multi-wk contain DP**
137.15 ** multi-wk contain DP**

136.05 * minor
 135.34 * minor
 134.68 * minor
 132.11 * intra-day containment
 131.26 * minor

129.13 * session containment

[LONG-TERM OUTLOOK](#)

[MID-TERM OUTLOOK](#)

[NEAR-TERM OUTLOOK](#)

[HOME](#)

O= 144.60
H= 145.70
L= 141.31
Δ= -2.62

NVIDIA (NVDA) - daily chart



Aug 15 22 29 01 05 12 19 26 03 09 16 23 01 07 14 21 28 01 11 18 25 02 09 16 23 30 01 06 13
© 2024 All rights reserved worldwide. https://www.cqg.com S:NVDA - NVIDIA Corp, Daily | Fri Dec 06 2024 14:20:18, CQG 24.12.8085

SUPPORT AND RESISTANCE

- 153.98 * intra-day containment
- 152.74 * minor
- 148.88 * session containment**
- 147.55 * minor
- 146.75 * minor
- 144.48 * intra-day containment
- 142.35 * minor
- 142.00 **** multi-wk contain DP**
- 137.15 **** multi-wk contain DP**
- 136.05 * minor
- 135.34 * minor
- 134.68 * minor
- 132.11 * intra-day containment
- 131.26 * minor
- 129.13 * session containment**

[LONG-TERM OUTLOOK](#)

[MID-TERM OUTLOOK](#)

[NEAR-TERM OUTLOOK](#)

[HOME](#)