



WICKED STOCKS

WICKED STOCKS

Daily NVIDIA Report

FRIDAY, DECEMBER 6, 2024

[LONG-TERM OUTLOOK](#)

[MID-TERM OUTLOOK](#)

[NEAR-TERM OUTLOOK](#)

[HOME](#)

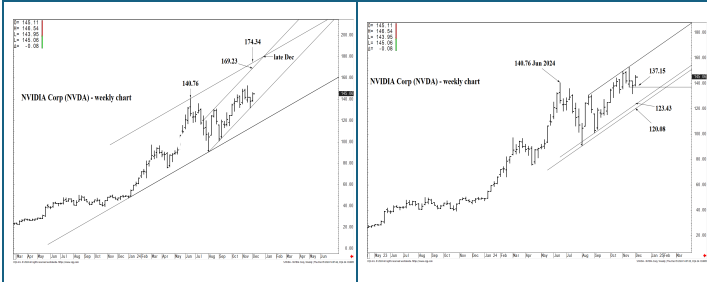
LONG-TERM OUTLOOK

2-3 Months

SUPPORT AND RESISTANCE

174.34 *** Annual contain**
169.23 *** multi-week contain**

123.43 ** multi-week contain**
120.08 ** multi-week contain**



[LONG-TERM OUTLOOK](#)

[MID-TERM OUTLOOK](#)

[NEAR-TERM OUTLOOK](#)

[HOME](#)



O= 145.11
H= 146.54
L= 143.95
L= 145.06
Δ= -0.08

NVIDIA Corp (NVDA) - weekly chart



SUPPORT AND RESISTANCE

174.34 *** Annual contain**
169.23 ** multi-week contain**

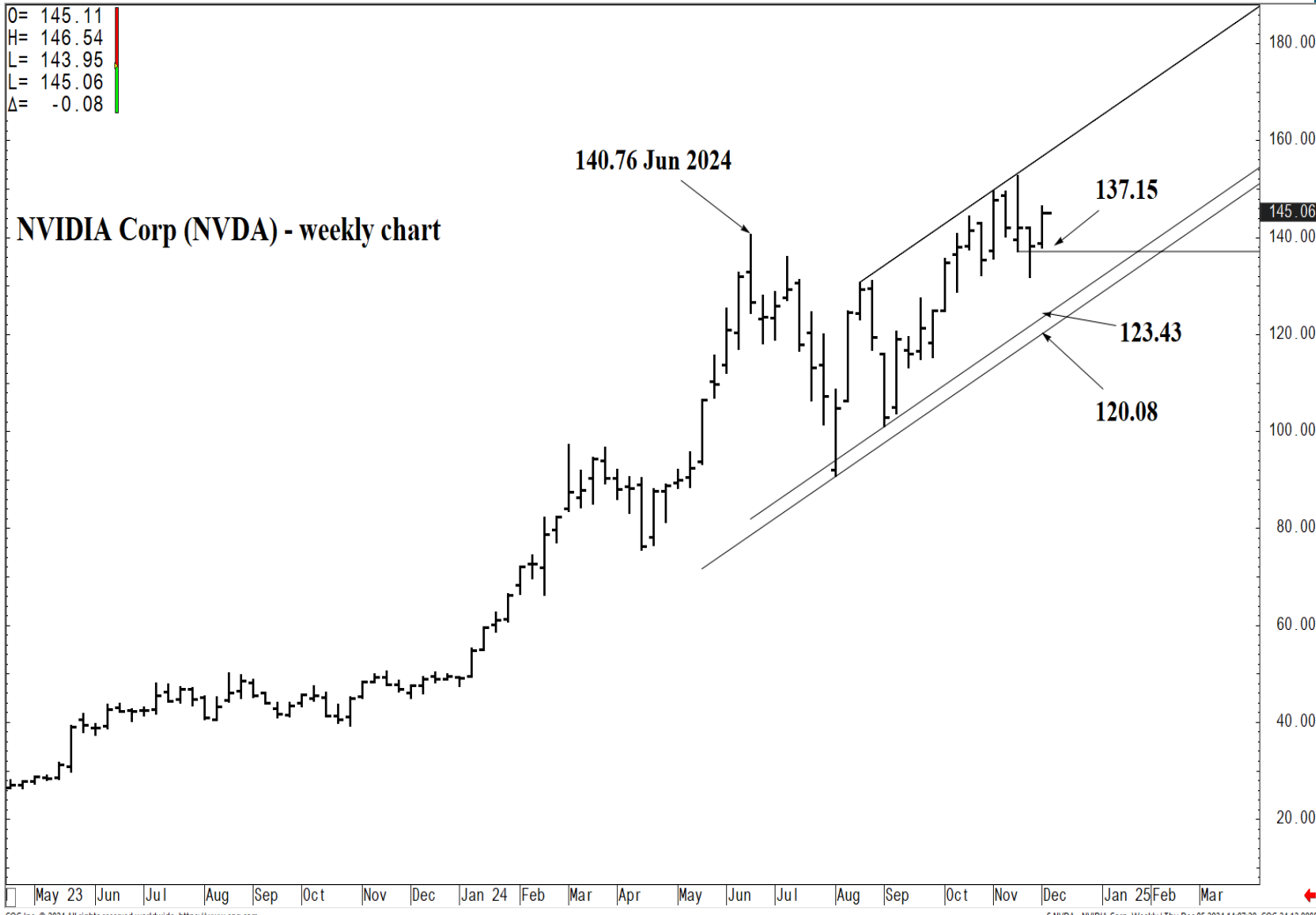
123.43 ** multi-week contain**
120.08 ** multi-week contain**

[LONG-TERM OUTLOOK](#)

[MID-TERM OUTLOOK](#)

[NEAR-TERM OUTLOOK](#)

[HOME](#)



SUPPORT AND RESISTANCE

174.34 ***** Annual contain
169.23 ***** multi-week contain
123.43 **** multi-week contain
120.08 **** multi-week contain

[LONG-TERM OUTLOOK](#)

[MID-TERM OUTLOOK](#)

[NEAR-TERM OUTLOOK](#)

[HOME](#)

SUPPORT AND RESISTANCE

174.34 *** Annual contain**
169.23 *** multi-week contain**

123.43 *** multi-week contain**
120.08 *** multi-week contain**

[LONG-TERM OUTLOOK](#)

[MID-TERM OUTLOOK](#)

[NEAR-TERM OUTLOOK](#)

[HOME](#)

SUPPORT AND RESISTANCE

174.34 *** Annual contain**
169.23 ** multi-week contain**

123.43 ** multi-week contain**
120.08 ** multi-week contain**

[LONG-TERM OUTLOOK](#)

[MID-TERM OUTLOOK](#)

[NEAR-TERM OUTLOOK](#)

[HOME](#)

MID-TERM OUTLOOK

2-3 Weeks

SUPPORT AND RESISTANCE

174.34 *** Annual contain UP**

169.23 *** multi-week contain**

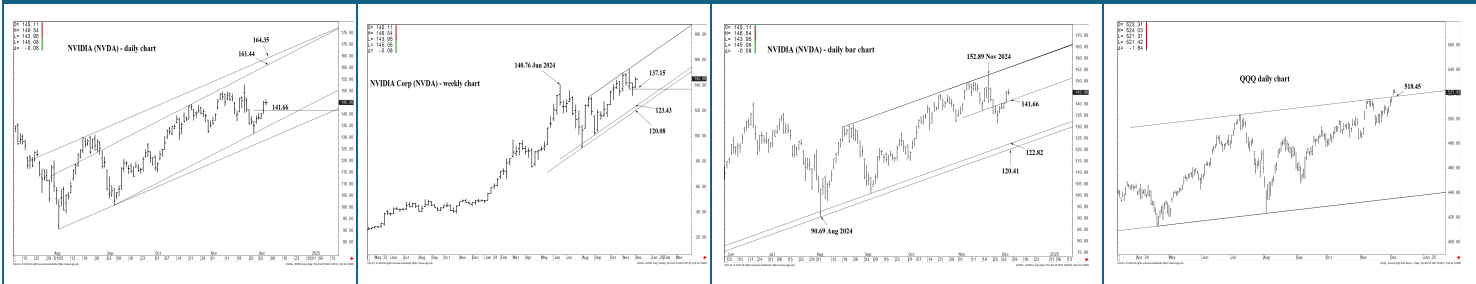
161.44 *** multi-week contain**

141.66 *** multi-wk contain UP**

137.15 *** multi-wk contain DP**

123.43 *** multi-week contain**

120.08 *** multi-week contain DP**



[LONG-TERM OUTLOOK](#)

[MID-TERM OUTLOOK](#)

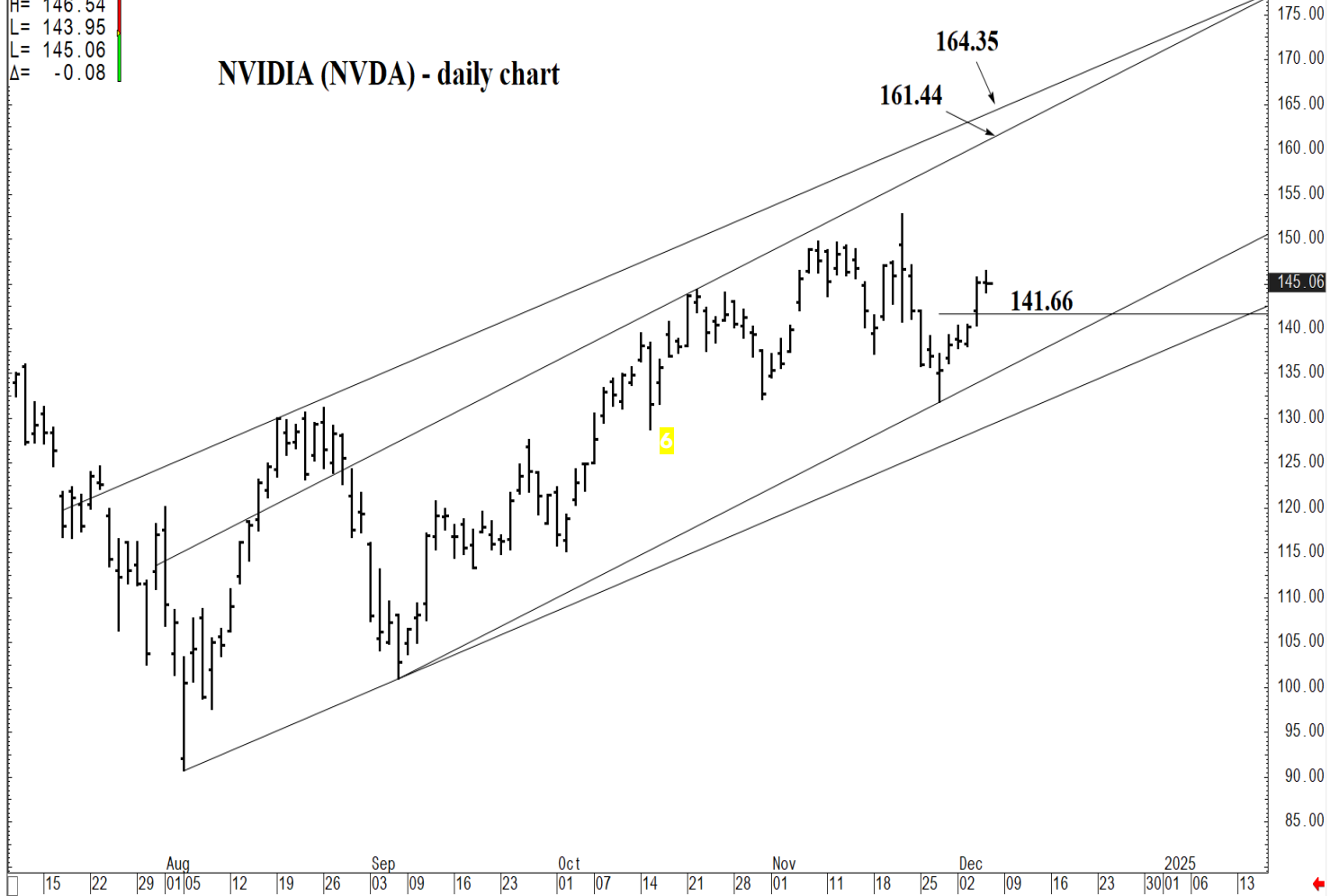
[NEAR-TERM OUTLOOK](#)

[HOME](#)



O= 145.11
 H= 146.54
 L= 143.95
 L= 145.06
 Δ= -0.08

NVIDIA (NVDA) - daily chart



SUPPORT AND RESISTANCE

174.34 *** Annual contain UP**

169.23 ** multi-week contain**
161.44 ** multi-week contain**

141.66 ** multi-wk contain UP**
137.15 ** multi-wk contain DP**

123.43 ** multi-week contain**
120.08 ** multi-week contain DP**

[LONG-TERM OUTLOOK](#)

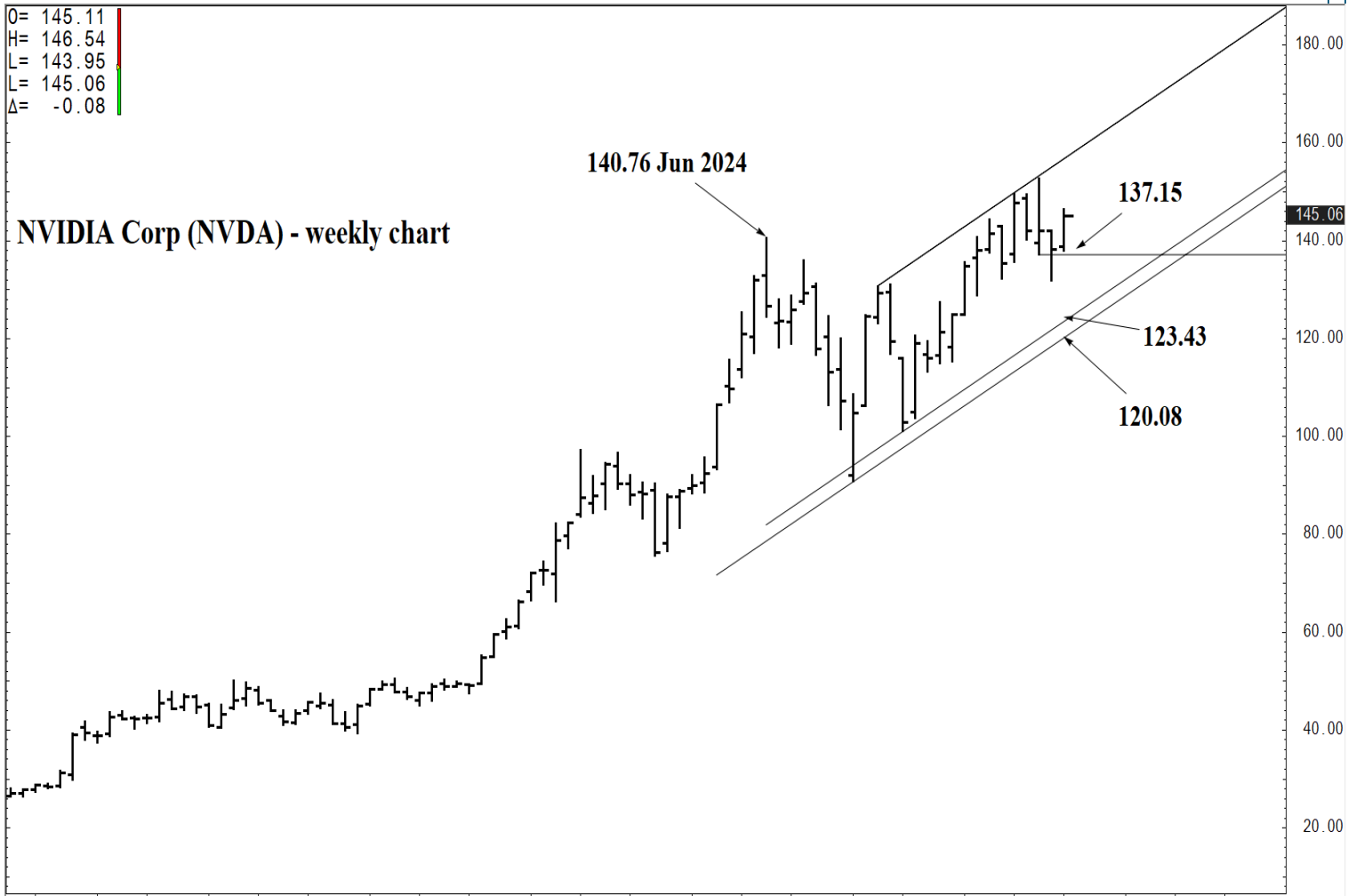
[MID-TERM OUTLOOK](#)

[NEAR-TERM OUTLOOK](#)

[HOME](#)

O= 145.11
 H= 146.54
 L= 143.95
 L= 145.06
 Δ= -0.08

NVIDIA Corp (NVDA) - weekly chart



SUPPORT AND RESISTANCE

- 174.34 ***** Annual contain UP**
- 169.23 **** multi-week contain**
- 161.44 **** multi-week contain**
- 145.06**
- 141.66 **** multi-wk contain UP**
- 137.15 **** multi-wk contain DP**
- 123.43 **** multi-week contain**
- 120.08 **** multi-week contain DP**

May 23 Jun Jul Aug Sep Oct Nov Dec Jan 24 Feb Mar Apr May Jun Jul Aug Sep Oct Nov Dec Jan 25 Feb Mar
 CQG Inc. © 2024 All rights reserved worldwide. <https://www.cqg.com> S:NVDA - NVIDIA Corp, Weekly | Thu Dec 05 2024 14:07:20, CQG 24.12.8085

[LONG-TERM OUTLOOK](#)

[MID-TERM OUTLOOK](#)

[NEAR-TERM OUTLOOK](#)

[HOME](#)

O= 145.11
 H= 146.54
 L= 143.95
 L= 145.06
 Δ= -0.08

NVIDIA (NVDA) - daily bar chart



SUPPORT AND RESISTANCE

174.34 *** Annual contain UP**

169.23 ** multi-week contain**
161.44 ** multi-week contain**

141.66 ** multi-wk contain UP**
137.15 ** multi-wk contain DP**

123.43 ** multi-week contain**
120.08 ** multi-week contain DP**

[LONG-TERM OUTLOOK](#)

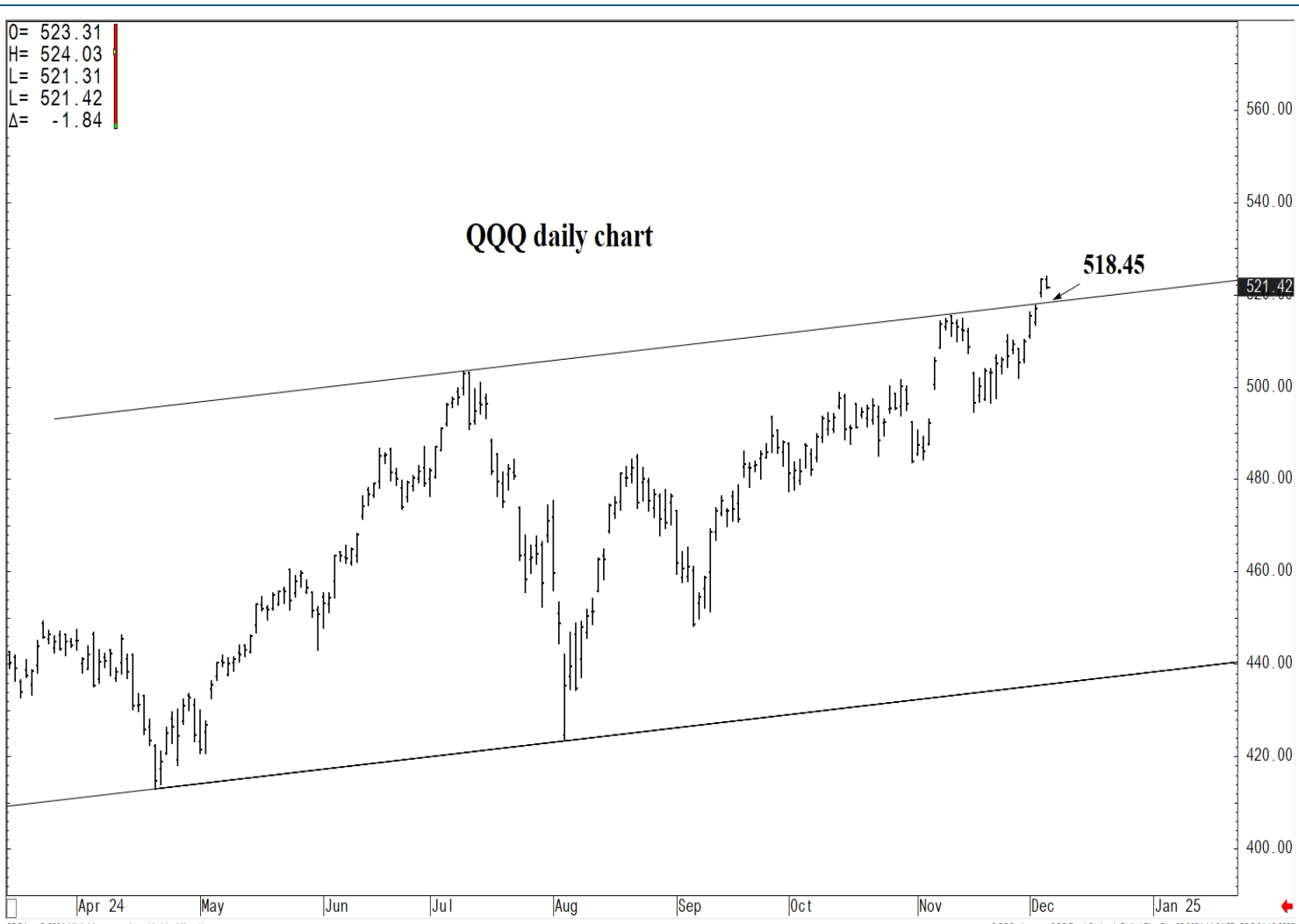
[MID-TERM OUTLOOK](#)

[NEAR-TERM OUTLOOK](#)

[HOME](#)

O= 523.31
 H= 524.03
 L= 521.31
 L= 521.42
 Δ= -1.84

QQQ daily chart



CGG Inc. © 2024 All rights reserved worldwide. <https://www.cgg.com>

S:QQQ - Invesco QQQ Trust Series 1, Daily | Thu Dec 05 2024 14:04:57, CGG 24.12.8085

SUPPORT AND RESISTANCE

- 174.34 ***** Annual contain UP**
- 169.23 **** multi-week contain**
- 161.44 **** multi-week contain**

- 141.66 **** multi-wk contain UP**
- 137.15 **** multi-wk contain DP**

- 123.43 **** multi-week contain**
- 120.08 **** multi-week contain DP**

[LONG-TERM OUTLOOK](#)

[MID-TERM OUTLOOK](#)

[NEAR-TERM OUTLOOK](#)

[HOME](#)

NEAR-TERM OUTLOOK

Today and 3-5 days out

SUPPORT AND RESISTANCE

153.88 * intra-day containment
152.74 * minor

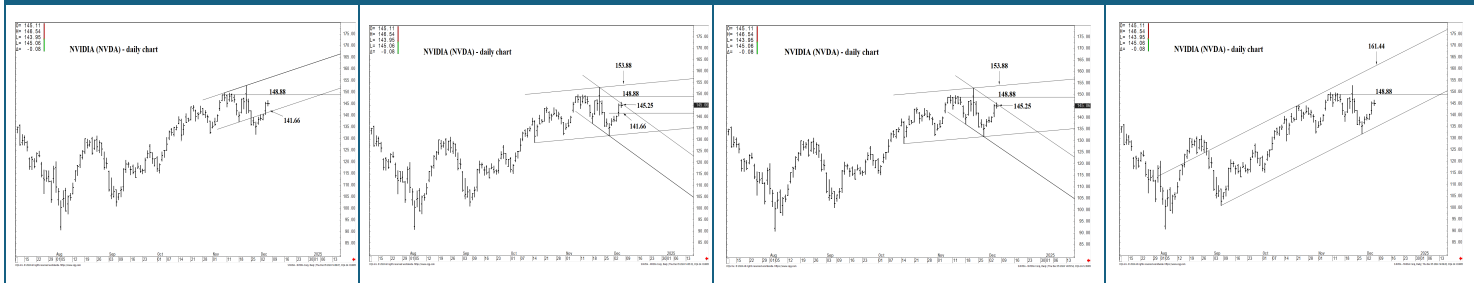
148.88 * session containment

147.55 * minor
146.75 * minor
145.25 * intra-day containment
144.83 * minor
142.35 * minor

141.66 ** multi-wk contain DP**
137.15 ** multi-wk contain DP**

136.05 * minor
135.34 * minor
134.68 * minor
132.11 * intra-day containment
131.26 * minor

129.13 * session containment



[LONG-TERM OUTLOOK](#)

[MID-TERM OUTLOOK](#)

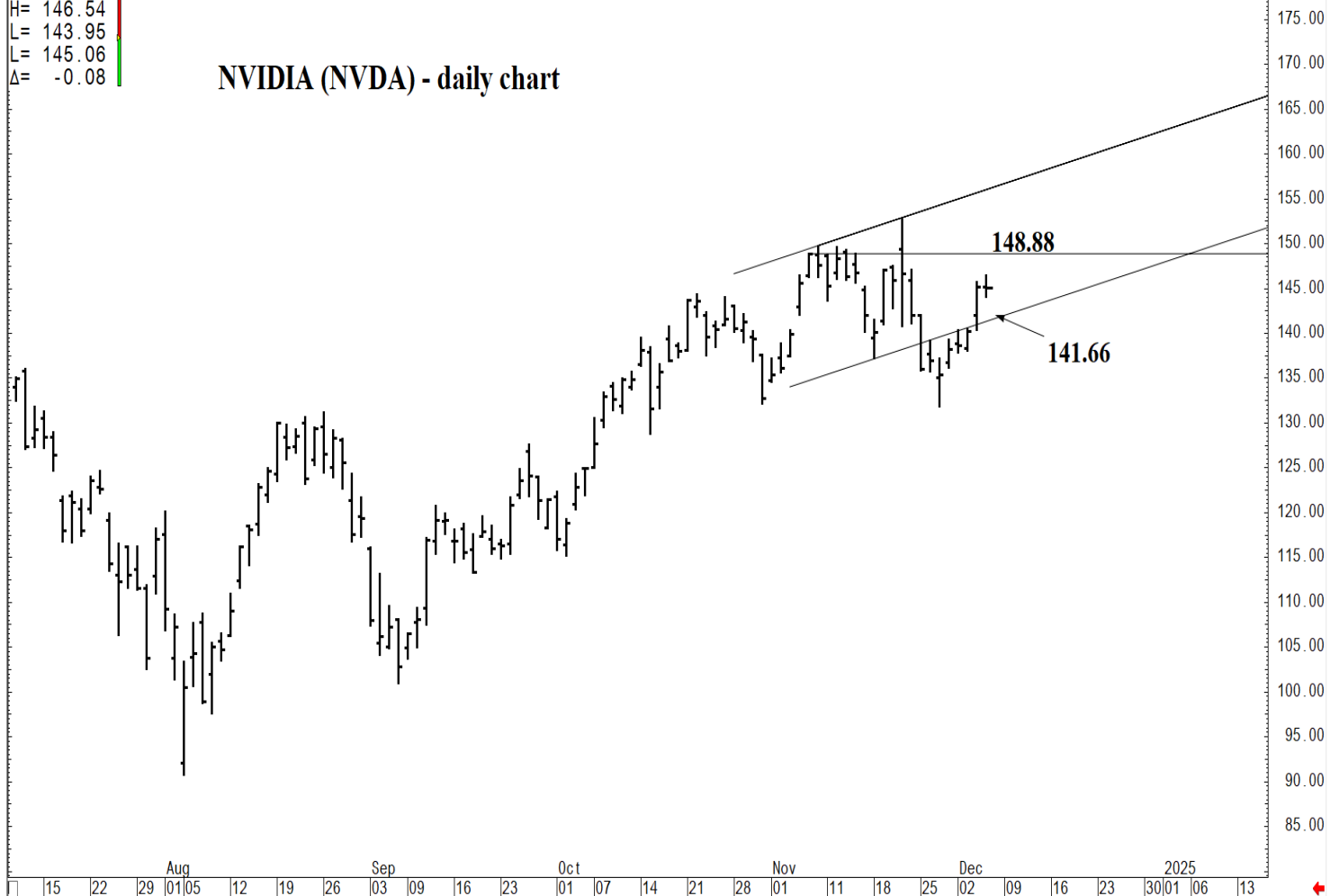
[NEAR-TERM OUTLOOK](#)

[HOME](#)



O= 145.11
 H= 146.54
 L= 143.95
 L= 145.06
 Δ= -0.08

NVIDIA (NVDA) - daily chart



COG Inc. © 2024 All rights reserved worldwide. <https://www.cog.com>

S.NVDA - NVIDIA Corp, Daily | Thu Dec 05 2024 14:06:07, COG 24-12-8085

SUPPORT AND RESISTANCE

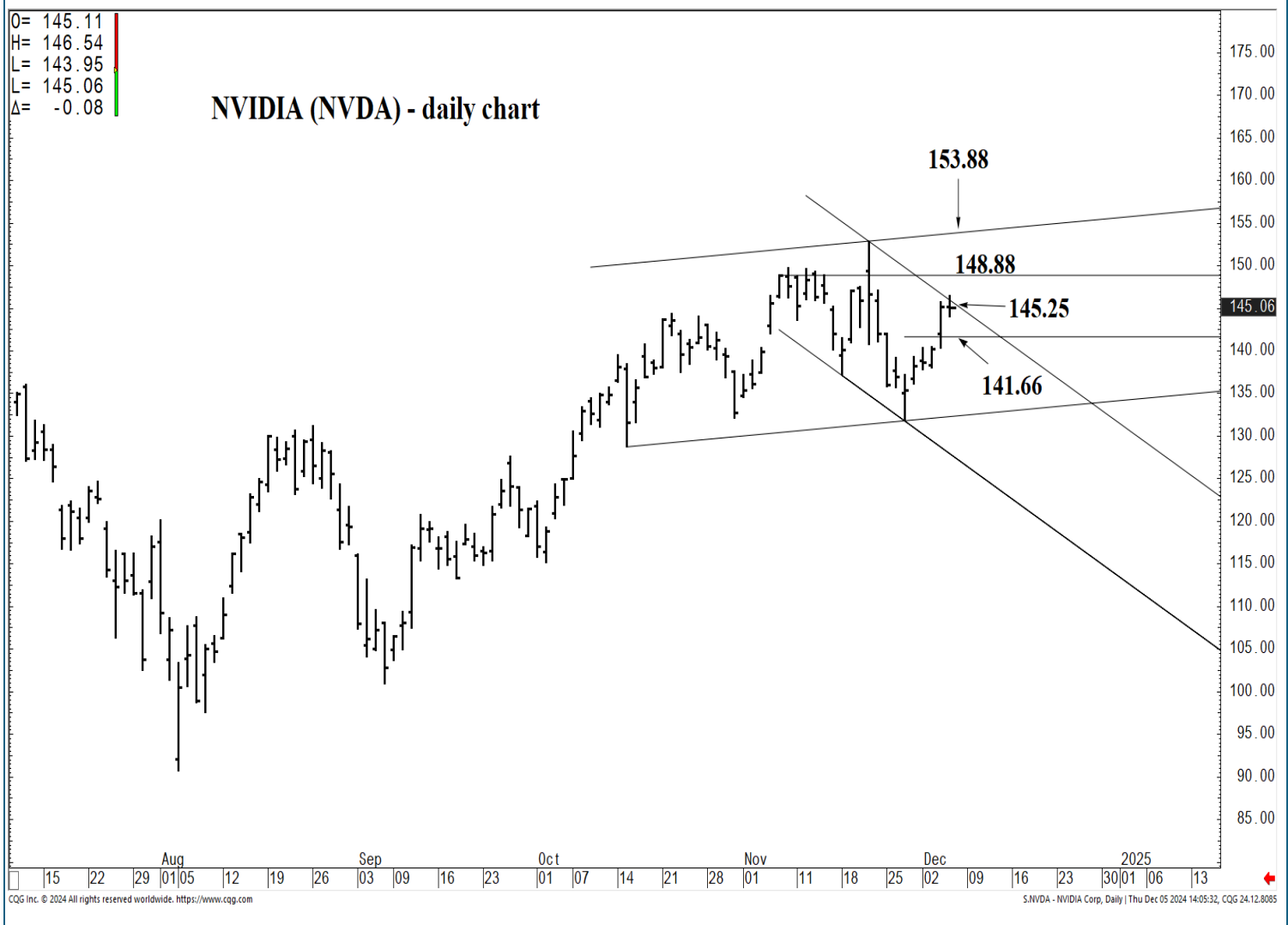
- 153.88 * intra-day containment
- 152.74 * minor
- 148.88 * session containment**
- 147.55 * minor
- 146.75 * minor
- 145.25 * intra-day containment
- 144.83 * minor
- 142.35 * minor
- 141.66 **** multi-wk contain DP**
- 137.15 **** multi-wk contain DP**
- 136.05 * minor
- 135.34 * minor
- 134.68 * minor
- 132.11 * intra-day containment
- 131.26 * minor
- 129.13 * session containment**

[LONG-TERM OUTLOOK](#)

[MID-TERM OUTLOOK](#)

[NEAR-TERM OUTLOOK](#)

[HOME](#)



SUPPORT AND RESISTANCE

- 153.88 * intra-day containment
- 152.74 * minor
- 148.88 * session containment**
- 147.55 * minor
- 146.75 * minor
- 145.25 * intra-day containment
- 144.83 * minor
- 142.35 * minor
- 141.66 **** multi-wk contain DP**
- 137.15 **** multi-wk contain DP**
- 136.05 * minor
- 135.34 * minor
- 134.68 * minor
- 132.11 * intra-day containment
- 131.26 * minor
- 129.13 * session containment**

[LONG-TERM OUTLOOK](#)

[MID-TERM OUTLOOK](#)

[NEAR-TERM OUTLOOK](#)

[HOME](#)

O= 145.11
 H= 146.54
 L= 143.95
 L= 145.06
 Δ= -0.08

NVIDIA (NVDA) - daily chart



SUPPORT AND RESISTANCE

- 153.88 * intra-day containment
- 152.74 * minor
- 148.88 * session containment**
- 147.55 * minor
- 146.75 * minor
- 145.25 * intra-day containment
- 144.83 * minor
- 142.35 * minor
- 141.66 **** multi-wk contain DP**
- 137.15 **** multi-wk contain DP**
- 136.05 * minor
- 135.34 * minor
- 134.68 * minor
- 132.11 * intra-day containment
- 131.26 * minor
- 129.13 * session containment**

[LONG-TERM OUTLOOK](#)

[MID-TERM OUTLOOK](#)

[NEAR-TERM OUTLOOK](#)

[HOME](#)

O= 145.11
 H= 146.54
 L= 143.95
 Δ= -0.08

NVIDIA (NVDA) - daily chart



SUPPORT AND RESISTANCE

- 153.88 * intra-day containment
- 152.74 * minor
- 148.88 * session containment**
- 147.55 * minor
- 146.75 * minor
- 145.25 * intra-day containment
- 144.83 * minor
- 142.35 * minor
- 141.66 **** multi-wk contain DP**
- 137.15 **** multi-wk contain DP**
- 136.05 * minor
- 135.34 * minor
- 134.68 * minor
- 132.11 * intra-day containment
- 131.26 * minor
- 129.13 * session containment**

COG Inc. © 2024 All rights reserved worldwide. <https://www.cog.com>

S:NVDA - NVIDIA Corp, Daily | Thu Dec 05 2024 14:06:28, COG 24.12.8085

[LONG-TERM OUTLOOK](#)

[MID-TERM OUTLOOK](#)

[NEAR-TERM OUTLOOK](#)

[HOME](#)