



WICKED STOCKS

WICKED STOCKS

Daily NVIDIA Report

THURSDAY, DECEMBER 5, 2024

[LONG-TERM OUTLOOK](#)

[MID-TERM OUTLOOK](#)

[NEAR-TERM OUTLOOK](#)

[HOME](#)



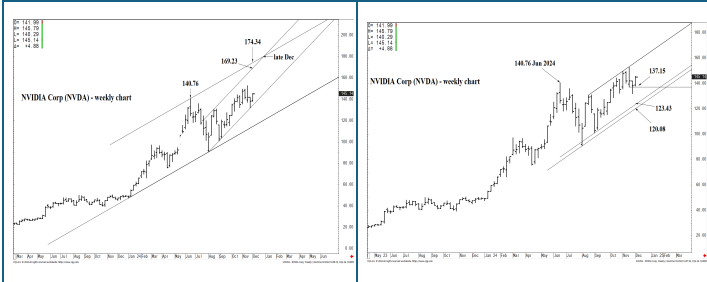
LONG-TERM OUTLOOK

2-3 Months

SUPPORT AND RESISTANCE

174.34 *** Annual contain**
169.23 *** multi-week contain**

123.43 ** multi-week contain**
120.08 ** multi-week contain**



[LONG-TERM OUTLOOK](#)

[MID-TERM OUTLOOK](#)

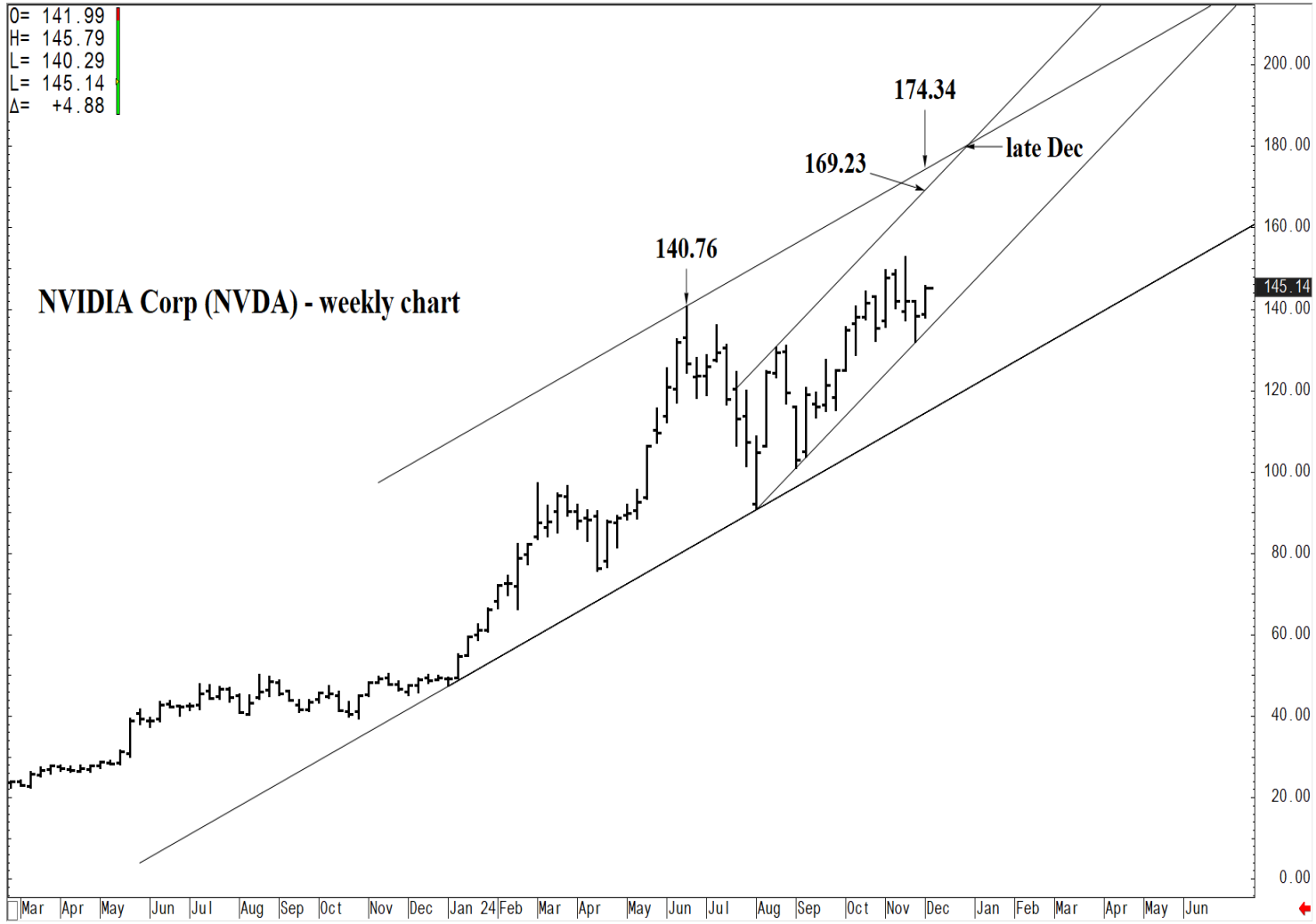
[NEAR-TERM OUTLOOK](#)

[HOME](#)



O= 141.99
H= 145.79
L= 140.29
L= 145.14
Δ= +4.88

NVIDIA Corp (NVDA) - weekly chart



SUPPORT AND RESISTANCE

174.34 *** Annual contain**
169.23 *** multi-week contain**

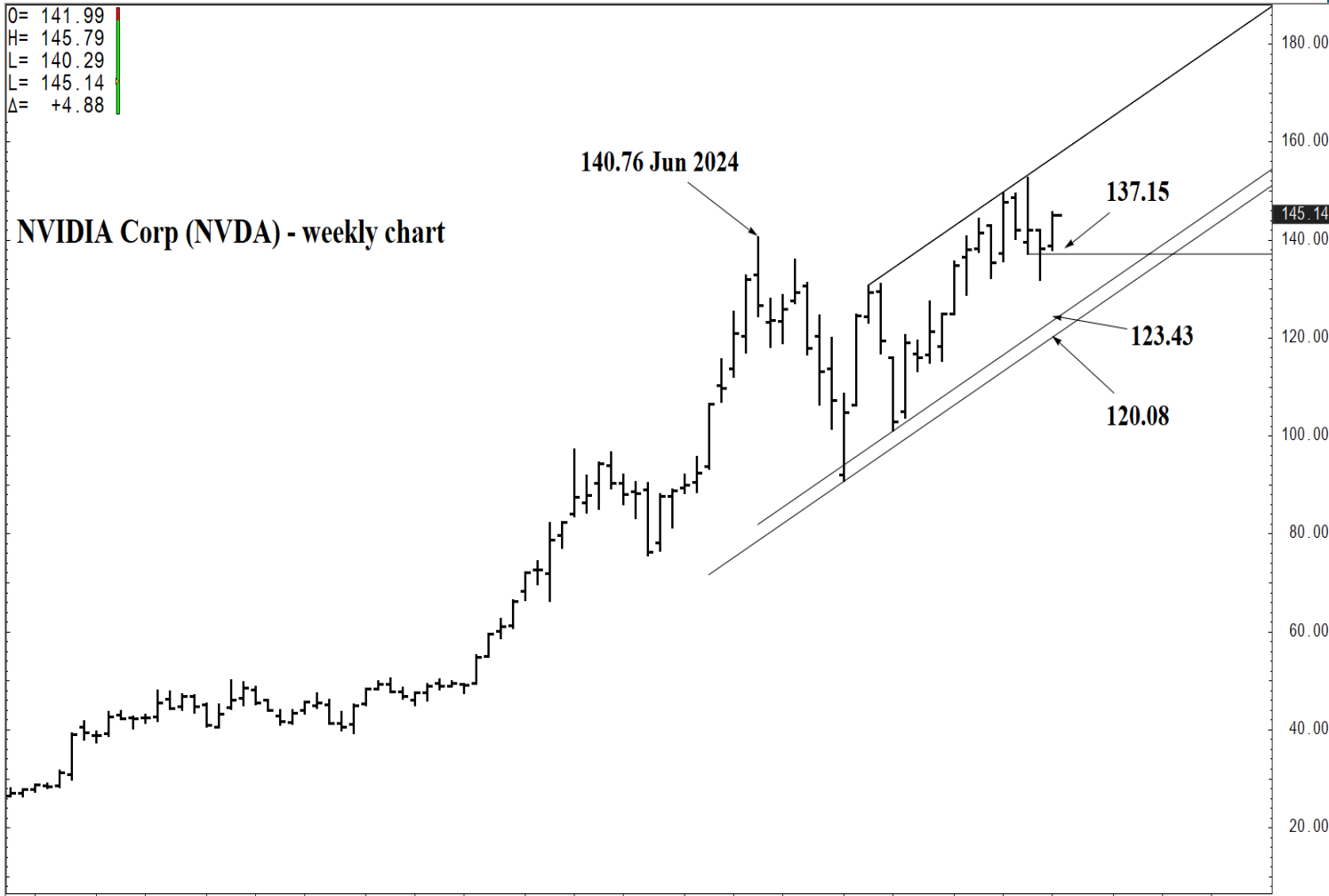
123.43 *** multi-week contain**
120.08 *** multi-week contain**

[LONG-TERM OUTLOOK](#)

[MID-TERM OUTLOOK](#)

[NEAR-TERM OUTLOOK](#)

[HOME](#)



SUPPORT AND RESISTANCE	
174.34 *****	Annual contain
169.23 *****	multi-week contain
123.43 ****	multi-week contain
120.08 ****	multi-week contain

[LONG-TERM OUTLOOK](#)

[MID-TERM OUTLOOK](#)

[NEAR-TERM OUTLOOK](#)

[HOME](#)

SUPPORT AND RESISTANCE

174.34 *** Annual contain**
169.23 ** multi-week contain**

123.43 ** multi-week contain**
120.08 ** multi-week contain**

[LONG-TERM OUTLOOK](#)

[MID-TERM OUTLOOK](#)

[NEAR-TERM OUTLOOK](#)

[HOME](#)

SUPPORT AND RESISTANCE

174.34 *** Annual contain**
169.23 *** multi-week contain**

123.43 *** multi-week contain**
120.08 *** multi-week contain**

[LONG-TERM OUTLOOK](#)

[MID-TERM OUTLOOK](#)

[NEAR-TERM OUTLOOK](#)

[HOME](#)



MID-TERM OUTLOOK

2-3 Weeks

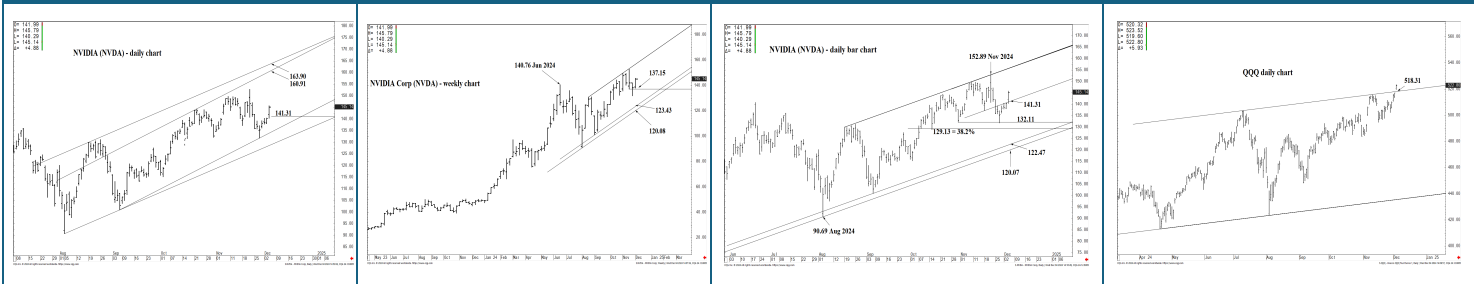
SUPPORT AND RESISTANCE

174.34 *** Annual contain UP**

169.23 ** multi-week contain**
160.91 ** multi-week contain**

141.31 ** multi-wk contain UP**
137.15 ** multi-wk contain DP**

123.43 ** multi-week contain**
120.08 ** multi-week contain DP**



[LONG-TERM OUTLOOK](#)

[MID-TERM OUTLOOK](#)

[NEAR-TERM OUTLOOK](#)

[HOME](#)



O= 141.99
 H= 145.79
 L= 140.29
 L= 145.14
 Δ= +4.88

NVIDIA (NVDA) - daily chart



SUPPORT AND RESISTANCE

174.34 *** Annual contain UP**

169.23 ** multi-week contain**

160.91 ** multi-week contain**

141.31 ** multi-wk contain UP**

137.15 ** multi-wk contain DP**

123.43 ** multi-week contain**

120.08 ** multi-week contain DP**

[LONG-TERM OUTLOOK](#)

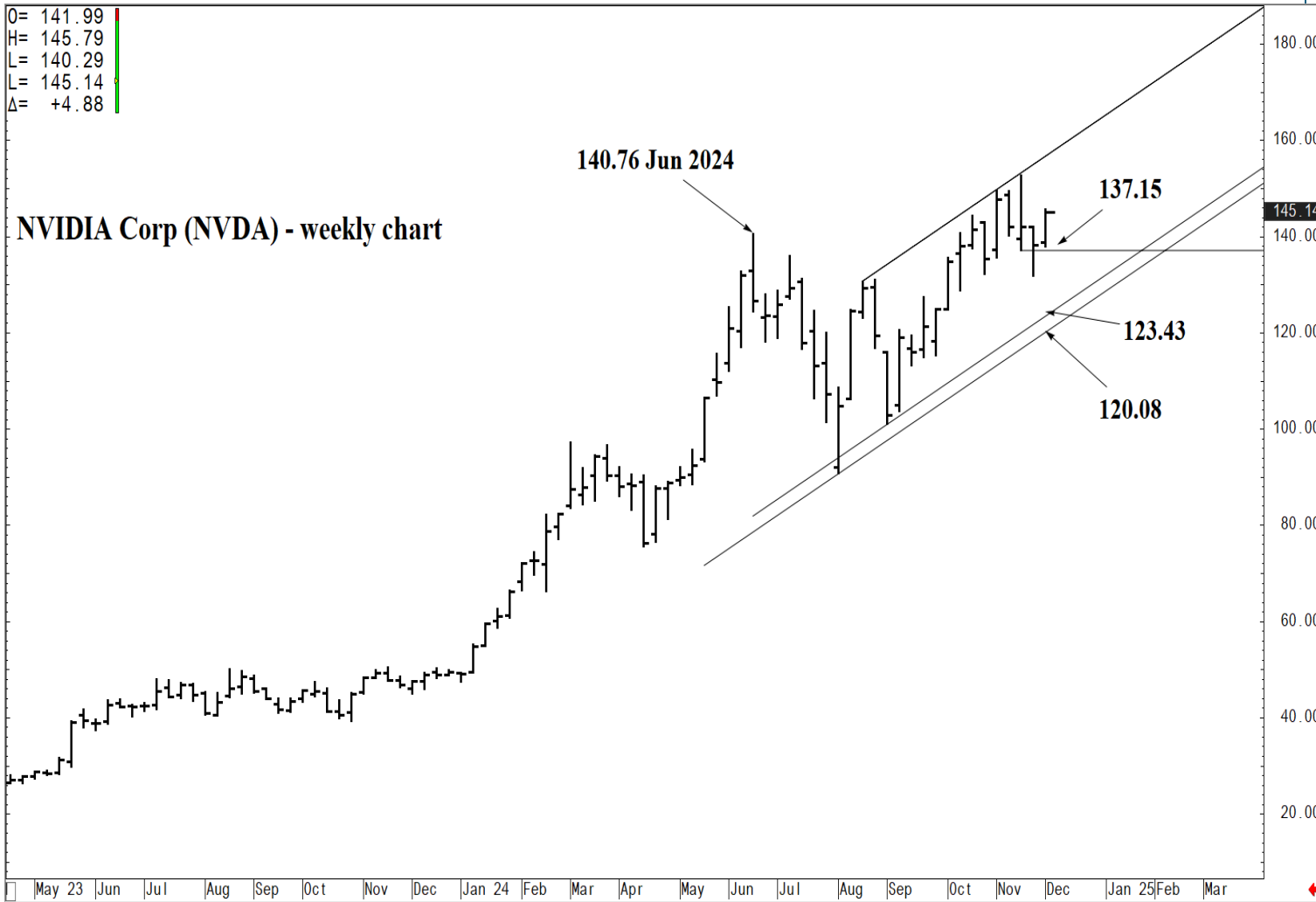
[MID-TERM OUTLOOK](#)

[NEAR-TERM OUTLOOK](#)

[HOME](#)

O= 141.99
 H= 145.79
 L= 140.29
 L= 145.14
 Δ= +4.88

NVIDIA Corp (NVDA) - weekly chart



SUPPORT AND RESISTANCE

- 174.34 ***** Annual contain UP**
- 169.23 **** multi-week contain**
- 160.91 **** multi-week contain**
- 145.14**
- 137.15 **** multi-wk contain DP**
- 123.43 **** multi-week contain UP**
- 120.08 **** multi-wk contain DP**
- 123.43 **** multi-week contain**
- 120.08 **** multi-week contain DP**

LONG-TERM OUTLOOK	MID-TERM OUTLOOK	NEAR-TERM OUTLOOK	HOME
-----------------------------------	----------------------------------	-----------------------------------	----------------------

O= 141.99
 H= 145.79
 L= 140.29
 L= 145.14
 Δ= +4.88

NVIDIA (NVDA) - daily bar chart



SUPPORT AND RESISTANCE

- 174.34 ***** Annual contain UP**
- 169.23 **** multi-week contain**
- 160.91 **** multi-week contain**
- 145.14**
- 141.31 **** multi-wk contain UP**
- 137.15 **** multi-wk contain DP**
- 123.43 **** multi-week contain**
- 120.08 **** multi-week contain DP**

CGG Inc. © 2024 All rights reserved worldwide. <https://www.cgg.com>

S:NVDA - NVIDIA Corp, Daily | Wed Dec 04 2024 14:10:49, CQG 24.12.8085

[LONG-TERM OUTLOOK](#)

[MID-TERM OUTLOOK](#)

[NEAR-TERM OUTLOOK](#)

[HOME](#)

O= 520.32
 H= 523.52
 L= 519.60
 L= 522.80
 Δ= +5.93

QQQ daily chart



CGG Inc. © 2024 All rights reserved worldwide. <https://www.cgg.com>

S:QQQ - Invesco QQQ Trust Series 1, Daily | Wed Dec 04 2024 14:06:57, CGG 24.12.8085

SUPPORT AND RESISTANCE

- 174.34 ***** Annual contain UP**
- 169.23 **** multi-week contain**
- 160.91 **** multi-week contain**

- 141.31 **** multi-wk contain UP**
- 137.15 **** multi-wk contain DP**

- 123.43 **** multi-week contain**
- 120.08 **** multi-week contain DP**

[LONG-TERM OUTLOOK](#)

[MID-TERM OUTLOOK](#)

[NEAR-TERM OUTLOOK](#)

[HOME](#)

NEAR-TERM OUTLOOK

Today and 3-5 days out

SUPPORT AND RESISTANCE

153.78 * intra-day containment
152.74 * minor

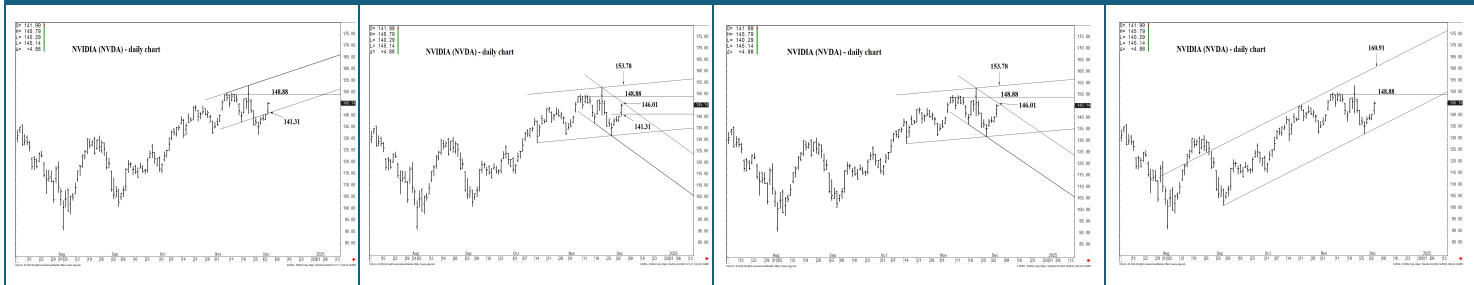
148.88 * session containment

147.55 * minor
146.75 * minor
146.01 * intra-day containment
144.83 * minor
142.35 * minor

141.31 ** multi-wk contain DP**
137.15 ** multi-wk contain DP**

136.05 * minor
135.34 * minor
134.68 * minor
132.11 * intra-day containment
131.26 * minor

129.13 * session containment



[LONG-TERM OUTLOOK](#)

[MID-TERM OUTLOOK](#)

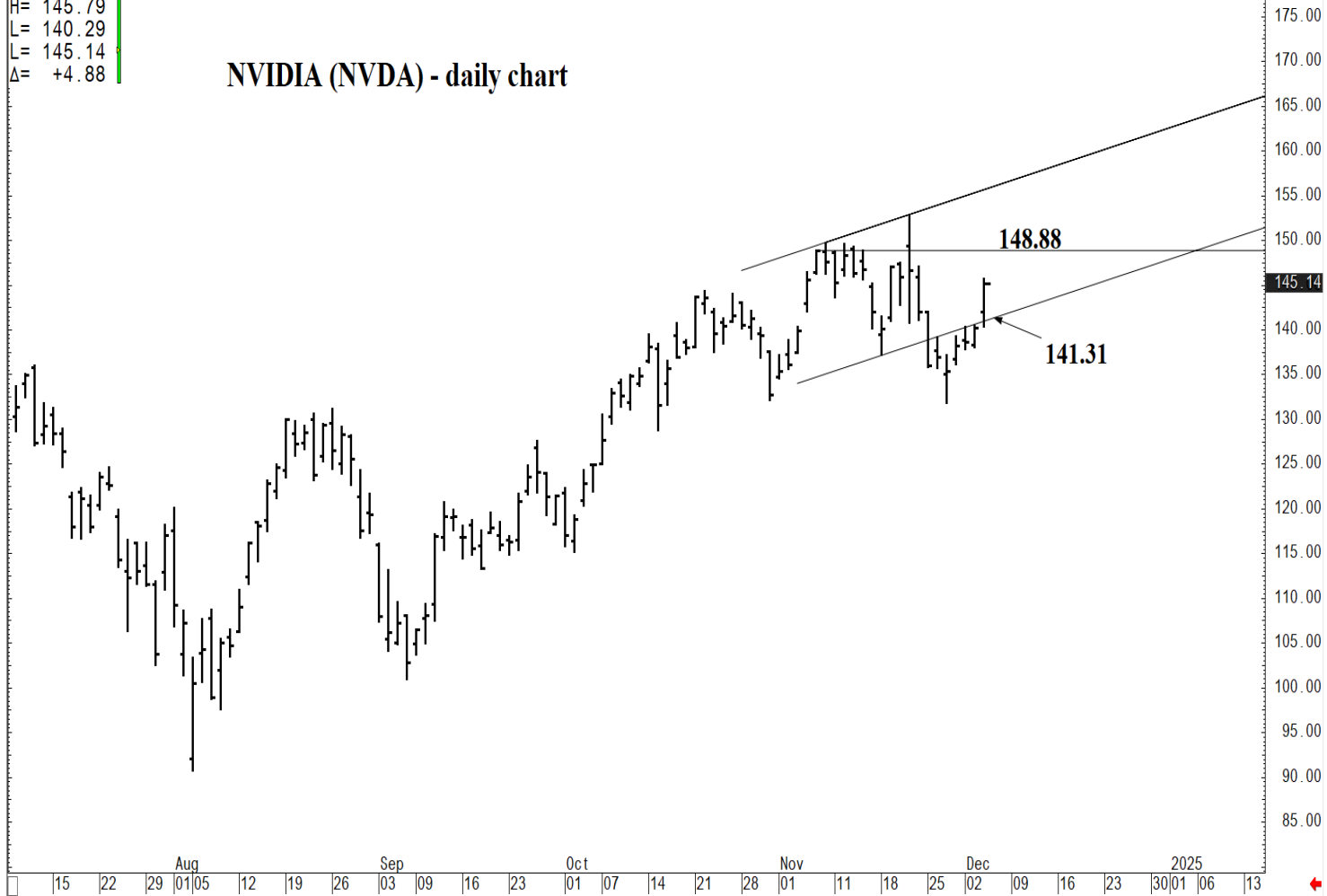
[NEAR-TERM OUTLOOK](#)

[HOME](#)



O= 141.99
 H= 145.79
 L= 140.29
 L= 145.14
 Δ= +4.88

NVIDIA (NVDA) - daily chart



SUPPORT AND RESISTANCE

153.78 * intra-day containment
 152.74 * minor

148.88 * session containment

147.55 * minor
 146.75 * minor
 146.01 * intra-day containment
 144.83 * minor
 142.35 * minor

141.31 ** multi-wk contain DP**
137.15 ** multi-wk contain DP**

136.05 * minor
 135.34 * minor
 134.68 * minor
 132.11 * intra-day containment
 131.26 * minor

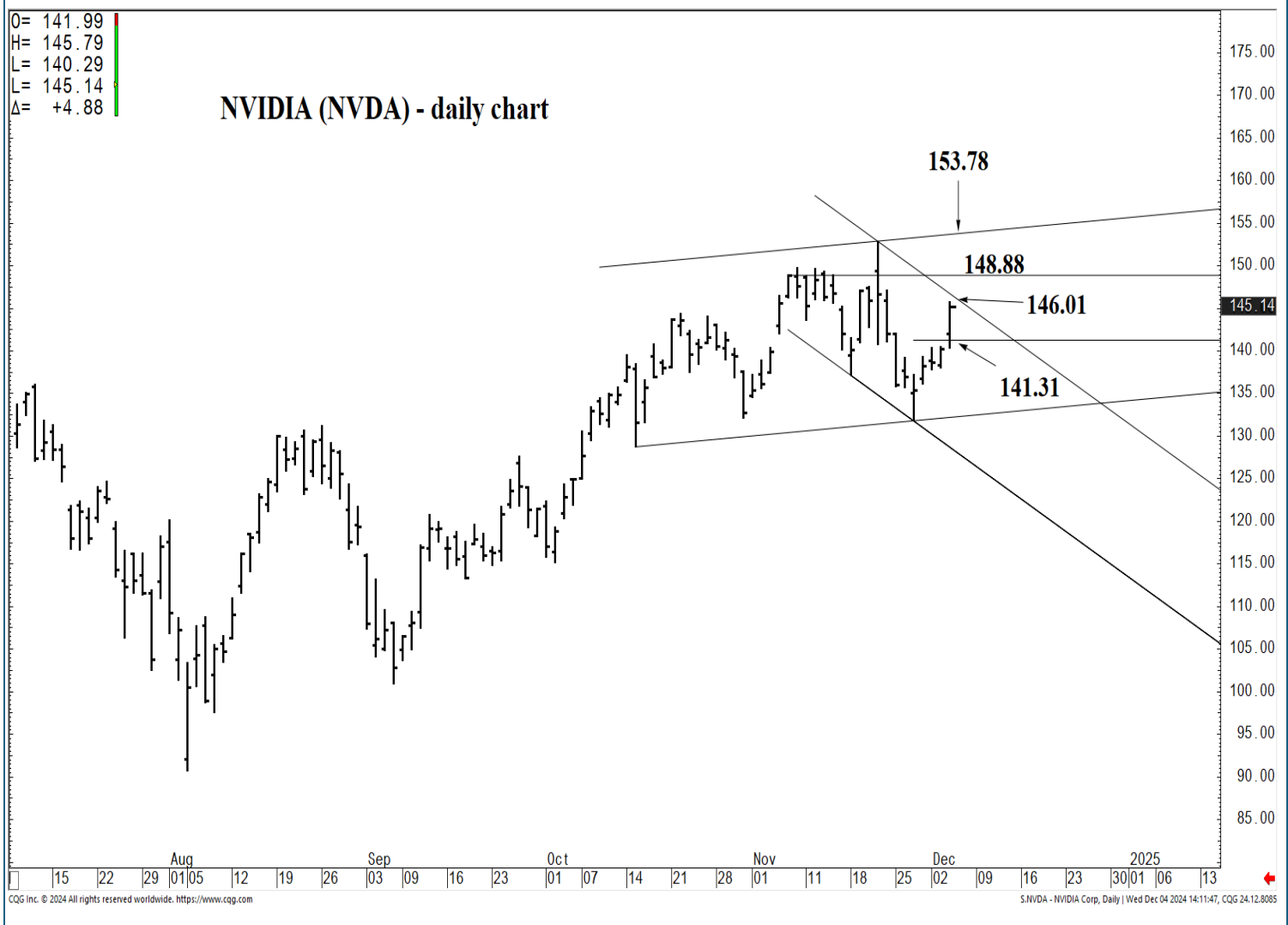
129.13 * session containment

[LONG-TERM OUTLOOK](#)

[MID-TERM OUTLOOK](#)

[NEAR-TERM OUTLOOK](#)

[HOME](#)



SUPPORT AND RESISTANCE

- 153.78 * intra-day containment
- 152.74 * minor
- 148.88 * session containment**
- 147.55 * minor
- 146.75 * minor
- 146.01 * intra-day containment
- 144.83 * minor
- 142.35 * minor
- 141.31 **** multi-wk contain DP**
- 137.15 **** multi-wk contain DP**
- 136.05 * minor
- 135.34 * minor
- 134.68 * minor
- 132.11 * intra-day containment
- 131.26 * minor
- 129.13 * session containment**

[LONG-TERM OUTLOOK](#)

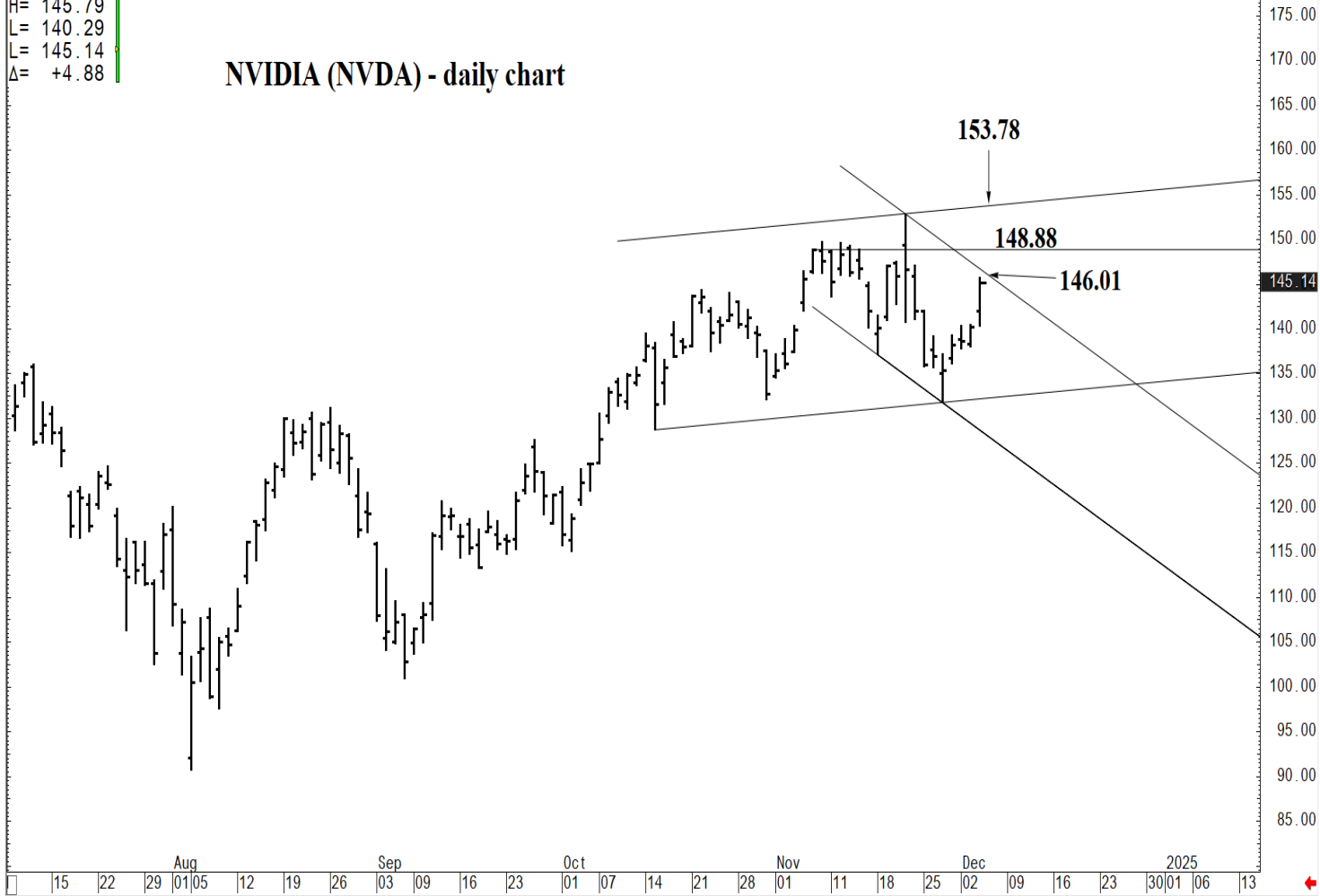
[MID-TERM OUTLOOK](#)

[NEAR-TERM OUTLOOK](#)

[HOME](#)

O= 141.99
H= 145.79
L= 140.29
C= 145.14
Δ= +4.88

NVIDIA (NVDA) - daily chart



SUPPORT AND RESISTANCE

153.78 * intra-day containment
152.74 * minor

148.88 * session containment

147.55 * minor
146.75 * minor
146.01 * intra-day containment
144.83 * minor
142.35 * minor

141.31 ** multi-wk contain DP**
137.15 ** multi-wk contain DP**

136.05 * minor
135.34 * minor
134.68 * minor
132.11 * intra-day containment
131.26 * minor

129.13 * session containment

[LONG-TERM OUTLOOK](#)

[MID-TERM OUTLOOK](#)

[NEAR-TERM OUTLOOK](#)

[HOME](#)

O= 141.99
 H= 145.79
 L= 140.29
 L= 145.14
 Δ= +4.88

NVIDIA (NVDA) - daily chart



SUPPORT AND RESISTANCE

- 153.78 * intra-day containment
- 152.74 * minor
- 148.88 * session containment**
- 147.55 * minor
- 146.75 * minor
- 146.01 * intra-day containment
- 144.83 * minor
- 142.35 * minor
- 141.31 **** multi-wk contain DP**
- 137.15 **** multi-wk contain DP**
- 136.05 * minor
- 135.34 * minor
- 134.68 * minor
- 132.11 * intra-day containment
- 131.26 * minor
- 129.13 * session containment**

COG Inc. © 2024 All rights reserved worldwide. <https://www.cog.com>

S:NVDA - NVIDIA Corp, Daily | Wed Dec 04 2024 14:09:58, COG 24.12.8085

[LONG-TERM OUTLOOK](#)

[MID-TERM OUTLOOK](#)

[NEAR-TERM OUTLOOK](#)

[HOME](#)