



WICKED STOCKS

WICKED STOCKS

Daily NVIDIA Report

TUESDAY, DECEMBER 3, 2024

[LONG-TERM OUTLOOK](#)

[MID-TERM OUTLOOK](#)

[NEAR-TERM OUTLOOK](#)

[HOME](#)



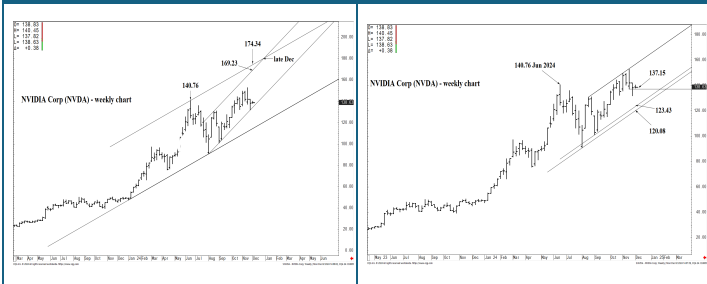
LONG-TERM OUTLOOK

2-3 Months

SUPPORT AND RESISTANCE

174.34 *** Annual contain**
169.23 *** multi-week contain**

123.43 ** multi-week contain**
120.08 ** multi-week contain**



[LONG-TERM OUTLOOK](#)

[MID-TERM OUTLOOK](#)

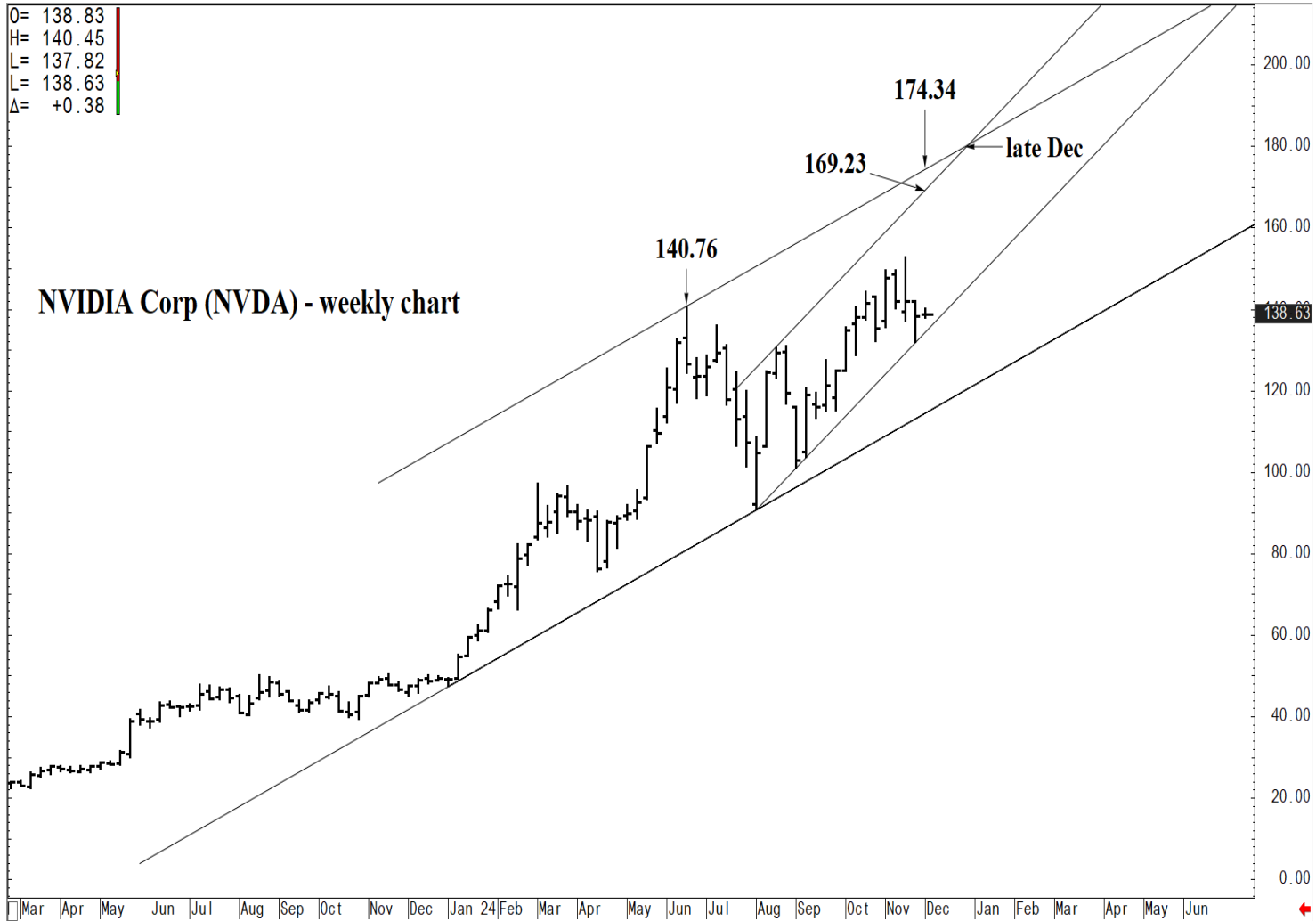
[NEAR-TERM OUTLOOK](#)

[HOME](#)



O= 138.83
H= 140.45
L= 137.82
L= 138.63
Δ= +0.38

NVIDIA Corp (NVDA) - weekly chart



COG Inc. © 2024 All rights reserved worldwide. <https://www.cog.com>

S.NVDA - NVIDIA Corp, Weekly | Mon Dec 02 2024 14:08:02, COG 24-12.8085

SUPPORT AND RESISTANCE

174.34 *** Annual contain**
169.23 ** multi-week contain**

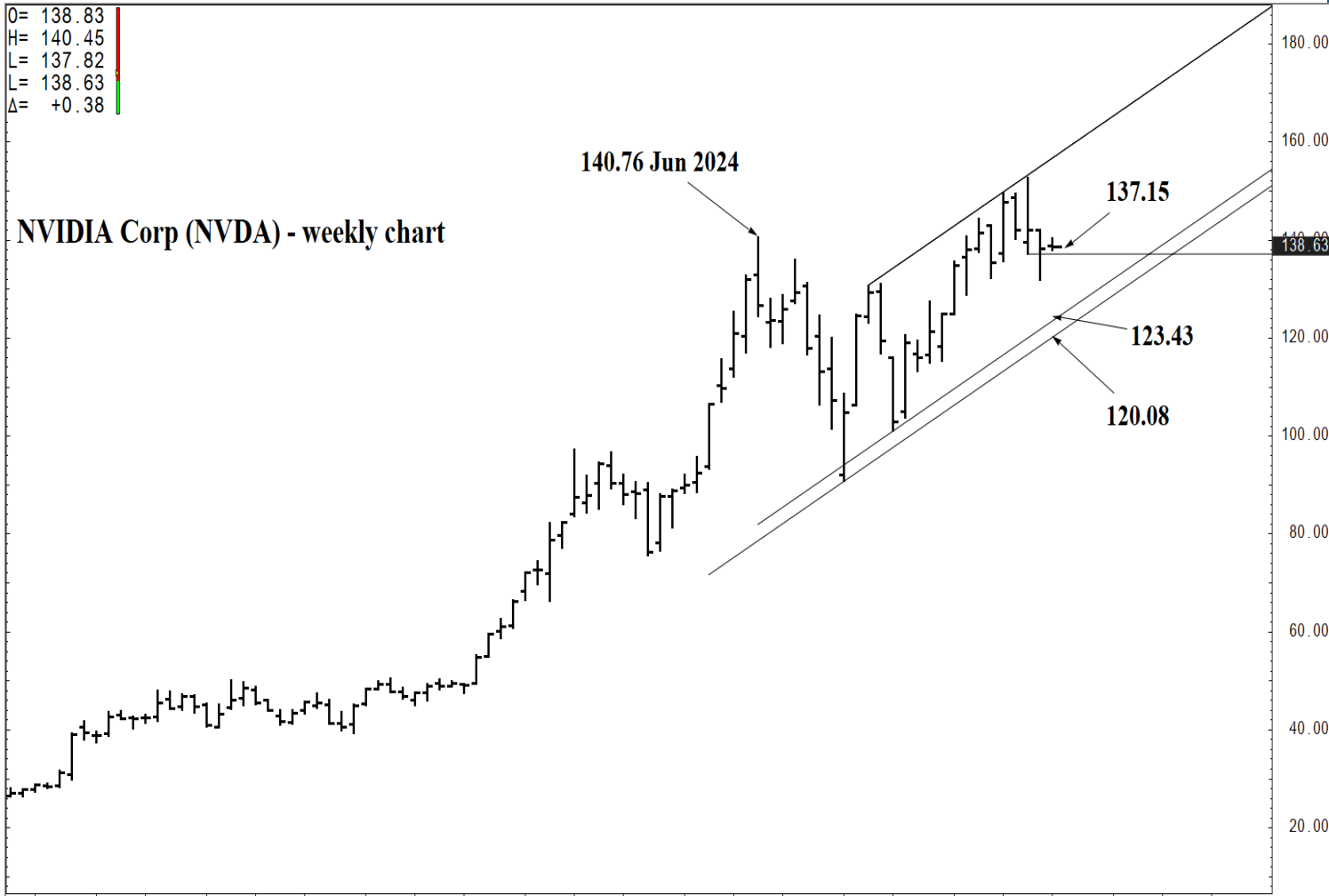
123.43 ** multi-week contain**
120.08 ** multi-week contain**

[LONG-TERM OUTLOOK](#)

[MID-TERM OUTLOOK](#)

[NEAR-TERM OUTLOOK](#)

[HOME](#)



SUPPORT AND RESISTANCE	
174.34 *****	Annual contain
169.23 ****	multi-week contain
123.43 ****	multi-week contain
120.08 ****	multi-week contain

[LONG-TERM OUTLOOK](#)

[MID-TERM OUTLOOK](#)

[NEAR-TERM OUTLOOK](#)

[HOME](#)

SUPPORT AND RESISTANCE

174.34 *** Annual contain**
169.23 ** multi-week contain**

123.43 ** multi-week contain**
120.08 ** multi-week contain**

[LONG-TERM OUTLOOK](#)

[MID-TERM OUTLOOK](#)

[NEAR-TERM OUTLOOK](#)

[HOME](#)

SUPPORT AND RESISTANCE

174.34 *** Annual contain**
169.23 ** multi-week contain**

123.43 ** multi-week contain**
120.08 ** multi-week contain**

[LONG-TERM OUTLOOK](#)

[MID-TERM OUTLOOK](#)

[NEAR-TERM OUTLOOK](#)

[HOME](#)

MID-TERM OUTLOOK

2-3 Weeks

SUPPORT AND RESISTANCE

174.34 *** Annual contain UP**

169.23 *** multi-week contain**

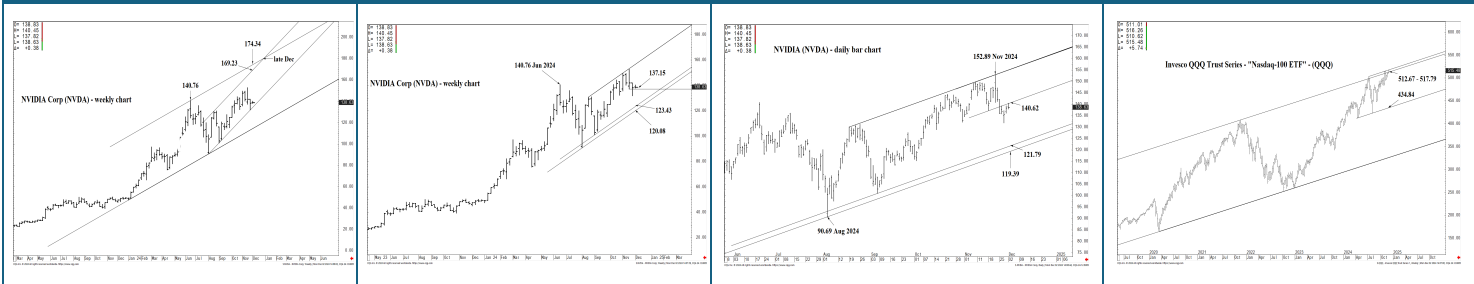
162.12 *** multi-week contain**

140.62 *** multi-wk contain UP**

137.15 *** multi-wk contain DP**

123.43 *** multi-week contain**

120.08 *** multi-week contain DP**



[LONG-TERM OUTLOOK](#)

[MID-TERM OUTLOOK](#)

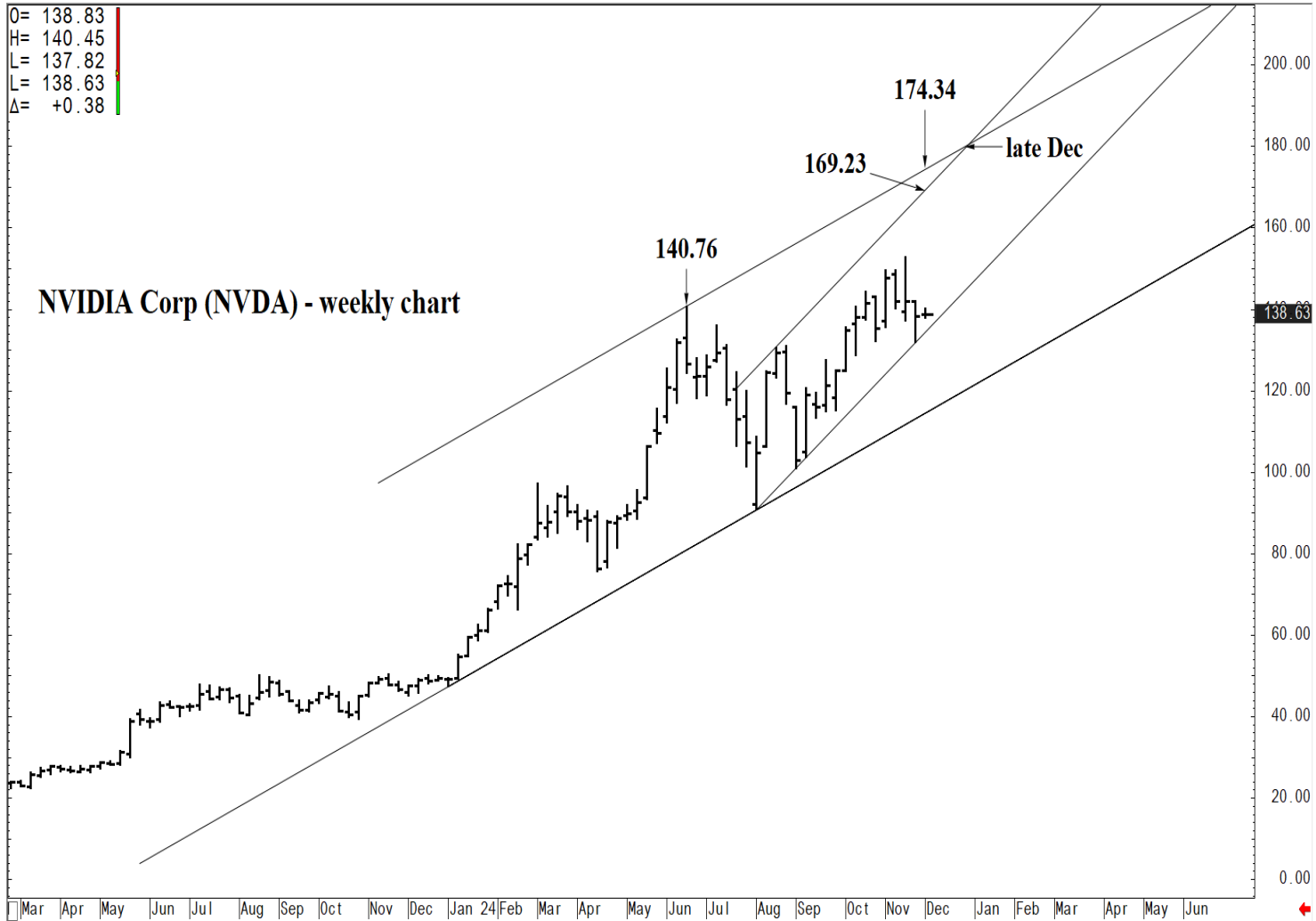
[NEAR-TERM OUTLOOK](#)

[HOME](#)



O= 138.83
 H= 140.45
 L= 137.82
 L= 138.63
 Δ= +0.38

NVIDIA Corp (NVDA) - weekly chart



COG Inc. © 2024 All rights reserved worldwide. <https://www.cog.com>

S.NVDA - NVIDIA Corp, Weekly | Mon Dec 02 2024 14:08:02, COG 24-12-8085

SUPPORT AND RESISTANCE

174.34 *** Annual contain UP**

169.23 ** multi-week contain**

162.12 ** multi-week contain**

140.62 ** multi-wk contain UP**

137.15 ** multi-wk contain DP**

123.43 ** multi-week contain**

120.08 ** multi-week contain DP**

[LONG-TERM OUTLOOK](#)

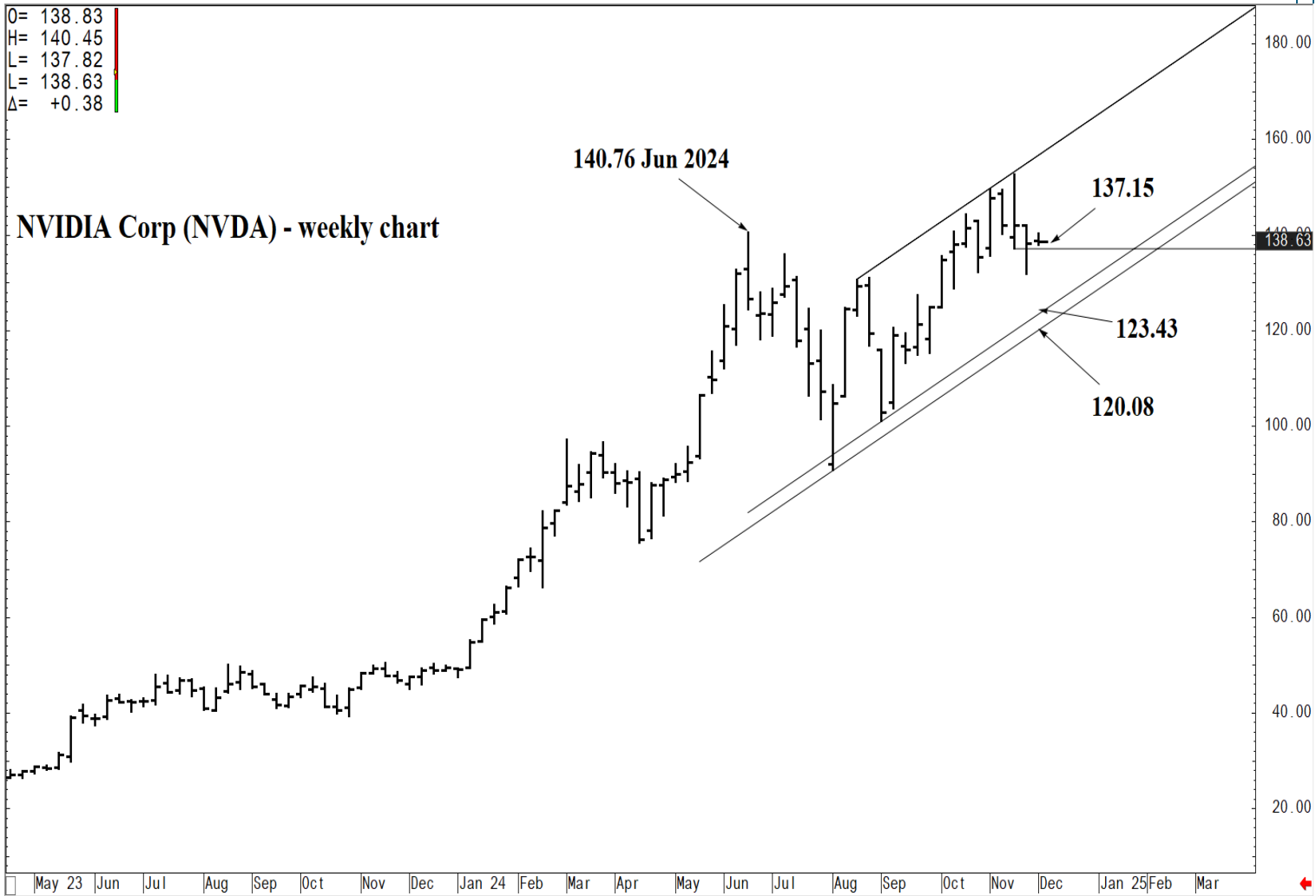
[MID-TERM OUTLOOK](#)

[NEAR-TERM OUTLOOK](#)

[HOME](#)

O= 138.83
 H= 140.45
 L= 137.82
 L= 138.63
 Δ= +0.38

NVIDIA Corp (NVDA) - weekly chart



SUPPORT AND RESISTANCE

- 174.34 ***** Annual contain UP**
- 169.23 **** multi-week contain**
- 162.12 **** multi-week contain**
- 140.62 **** multi-wk contain UP**
- 137.15 **** multi-wk contain DP**
- 123.43 **** multi-week contain**
- 120.08 **** multi-week contain DP**

[LONG-TERM OUTLOOK](#)

[MID-TERM OUTLOOK](#)

[NEAR-TERM OUTLOOK](#)

[HOME](#)

O= 138.83
 H= 140.45
 L= 137.82
 Δ= +0.38

NVIDIA (NVDA) - daily bar chart



COG Inc. © 2024 All rights reserved worldwide. <https://www.cog.com>

S:NVDA - NVIDIA Corp, Daily | Mon Dec 02 2024 14:08:44, COG 24.12.8085

SUPPORT AND RESISTANCE

174.34 *** Annual contain UP**

169.23 ** multi-week contain**

162.12 ** multi-week contain**

140.62 ** multi-wk contain UP**

137.15 ** multi-wk contain DP**

123.43 ** multi-week contain**

120.08 ** multi-week contain DP**

[LONG-TERM OUTLOOK](#)

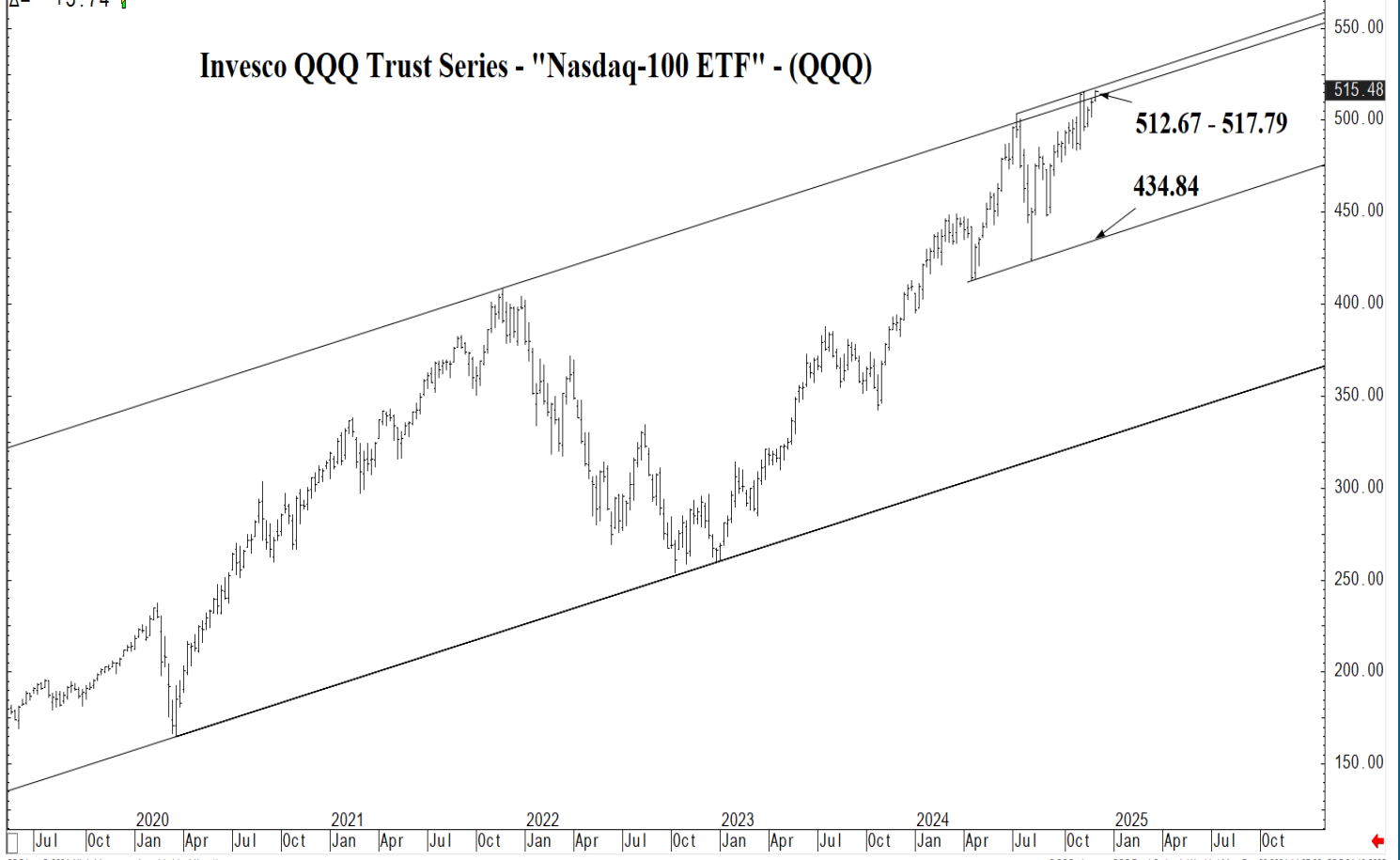
[MID-TERM OUTLOOK](#)

[NEAR-TERM OUTLOOK](#)

[HOME](#)

O= 511.01
 H= 516.26
 L= 510.62
 L= 515.48
 Δ= +5.74

Invesco QQQ Trust Series - "Nasdaq-100 ETF" - (QQQ)



SUPPORT AND RESISTANCE

- 174.34 ***** Annual contain UP**
- 169.23 **** multi-week contain**
- 162.12 **** multi-week contain**

- 140.62 **** multi-wk contain UP**
- 137.15 **** multi-wk contain DP**

- 123.43 **** multi-week contain**
- 120.08 **** multi-week contain DP**

CGG Inc. © 2024 All rights reserved worldwide. <https://www.cgg.com> S:QQQ - Invesco QQQ Trust Series 1, Weekly | Mon Dec 02 2024 14:07:00, CGG 24.12.8085

[LONG-TERM OUTLOOK](#)

[MID-TERM OUTLOOK](#)

[NEAR-TERM OUTLOOK](#)

[HOME](#)

NEAR-TERM OUTLOOK

Today and 3-5 days out

SUPPORT AND RESISTANCE

148.88 * session containment

146.37 * minor
 144.83 * intra-day containment
 142.35 * minor

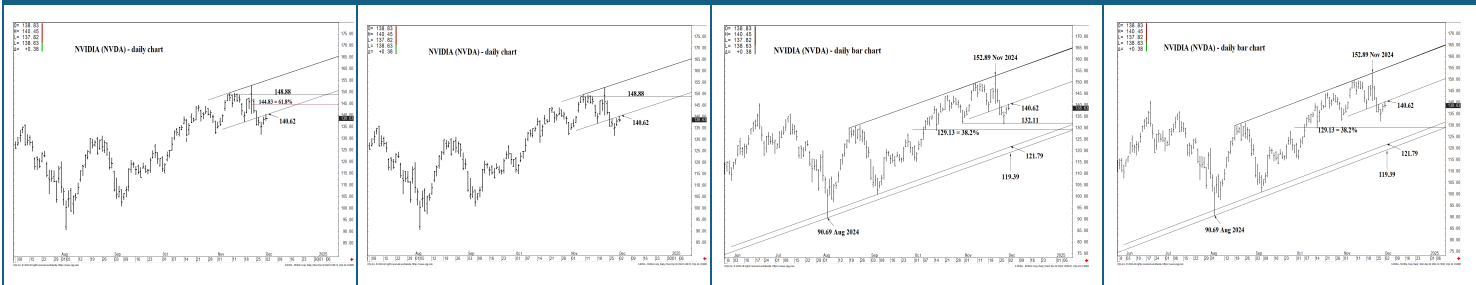
140.62 ** multi-wk contain DP**
137.15 ** multi-wk contain DP**

136.05 * minor
 135.34 * minor
 134.68 * minor
 132.11 * intra-day containment
 131.26 * minor

129.13 * session containment

127.66 * minor
 124.94 * minor
 122.85 * minor

121.79 ** multi-week contain**
119.39 ** multi-week contain**



[LONG-TERM OUTLOOK](#)

[MID-TERM OUTLOOK](#)

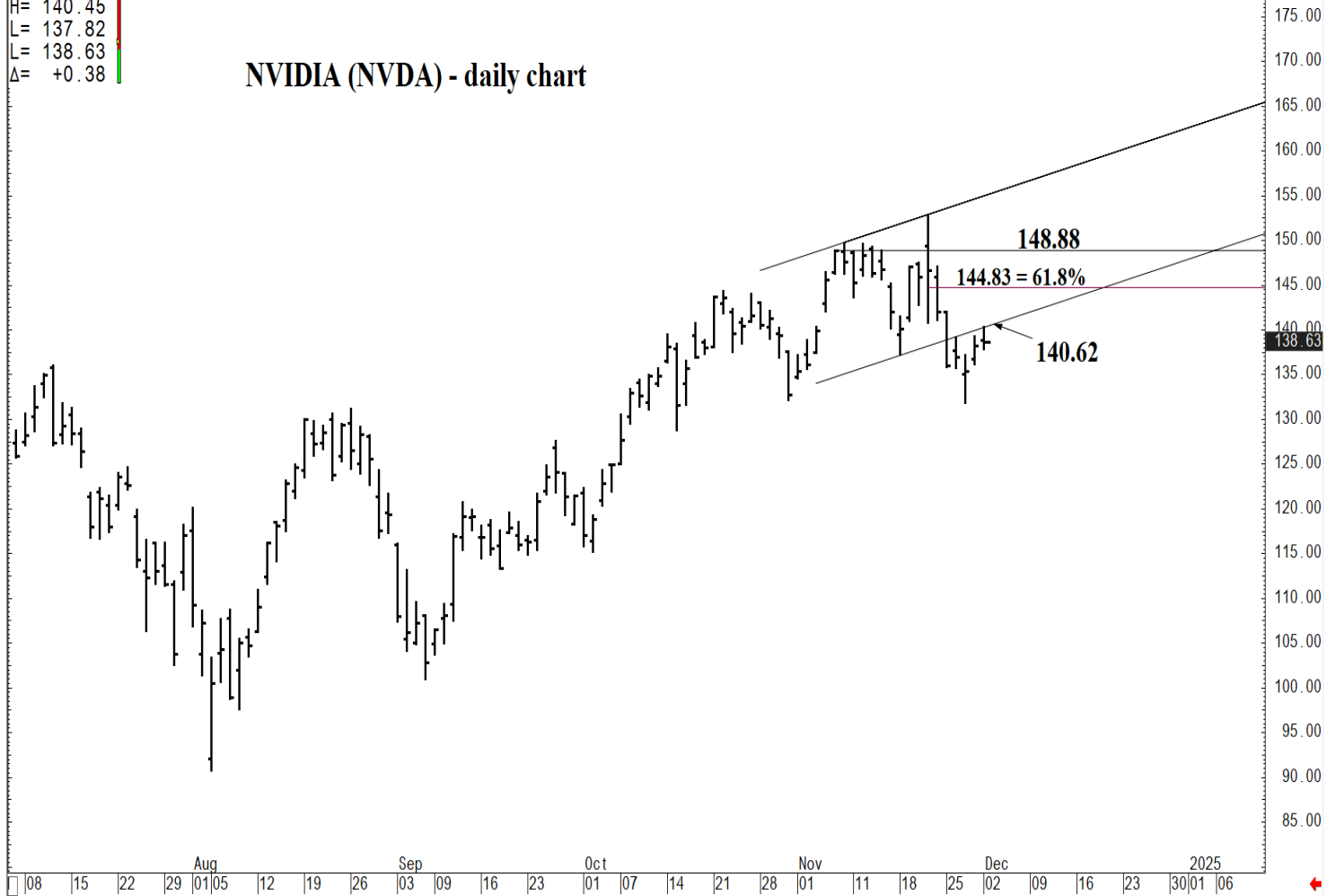
[NEAR-TERM OUTLOOK](#)

[HOME](#)



O= 138.83
 H= 140.45
 L= 137.82
 L= 138.63
 Δ= +0.38

NVIDIA (NVDA) - daily chart



COG Inc. © 2024 All rights reserved worldwide. <https://www.cog.com>

S.NVDA - NVIDIA Corp, Daily | Mon Dec 02 2024 14:09:12, COG 24-12-8085

SUPPORT AND RESISTANCE

- 148.88 * session containment**
- 146.37 * minor
- 144.83 * intra-day containment
- 142.35 * minor
- 140.62 **** multi-wk contain DP**
- 137.15 **** multi-wk contain DP**
- 136.05 * minor
- 135.34 * minor
- 134.68 * minor
- 132.11 * intra-day containment
- 131.26 * minor
- 129.13 * session containment**
- 127.66 * minor
- 124.94 * minor
- 122.85 * minor
- 121.79 **** multi-week contain**
- 119.39 **** multi-week contain**

[LONG-TERM OUTLOOK](#)

[MID-TERM OUTLOOK](#)

[NEAR-TERM OUTLOOK](#)

[HOME](#)



SUPPORT AND RESISTANCE

148.88 * session containment
146.37 * minor
144.83 * intra-day containment
142.35 * minor
140.62 **** multi-wk contain DP
137.15 **** multi-wk contain DP
136.05 * minor
135.34 * minor
134.68 * minor
132.11 * intra-day containment
131.26 * minor
129.13 * session containment
127.66 * minor
124.94 * minor
122.85 * minor
121.79 **** multi-week contain
119.39 **** multi-week contain

[LONG-TERM OUTLOOK](#)

[MID-TERM OUTLOOK](#)

[NEAR-TERM OUTLOOK](#)

[HOME](#)

O= 138.83
 H= 140.45
 L= 137.82
 Δ= +0.38

NVIDIA (NVDA) - daily bar chart



SUPPORT AND RESISTANCE

- 148.88 * session containment**
- 146.37 * minor
- 144.83 * intra-day containment
- 142.35 * minor
- 140.62 **** multi-wk contain DP**
- 137.15 **** multi-wk contain DP**
- 136.05 * minor
- 135.34 * minor
- 134.68 * minor
- 132.11 * intra-day containment
- 131.26 * minor
- 129.13 * session containment**
- 127.66 * minor
- 124.94 * minor
- 122.85 * minor
- 121.79 **** multi-week contain**
- 119.39 **** multi-week contain**

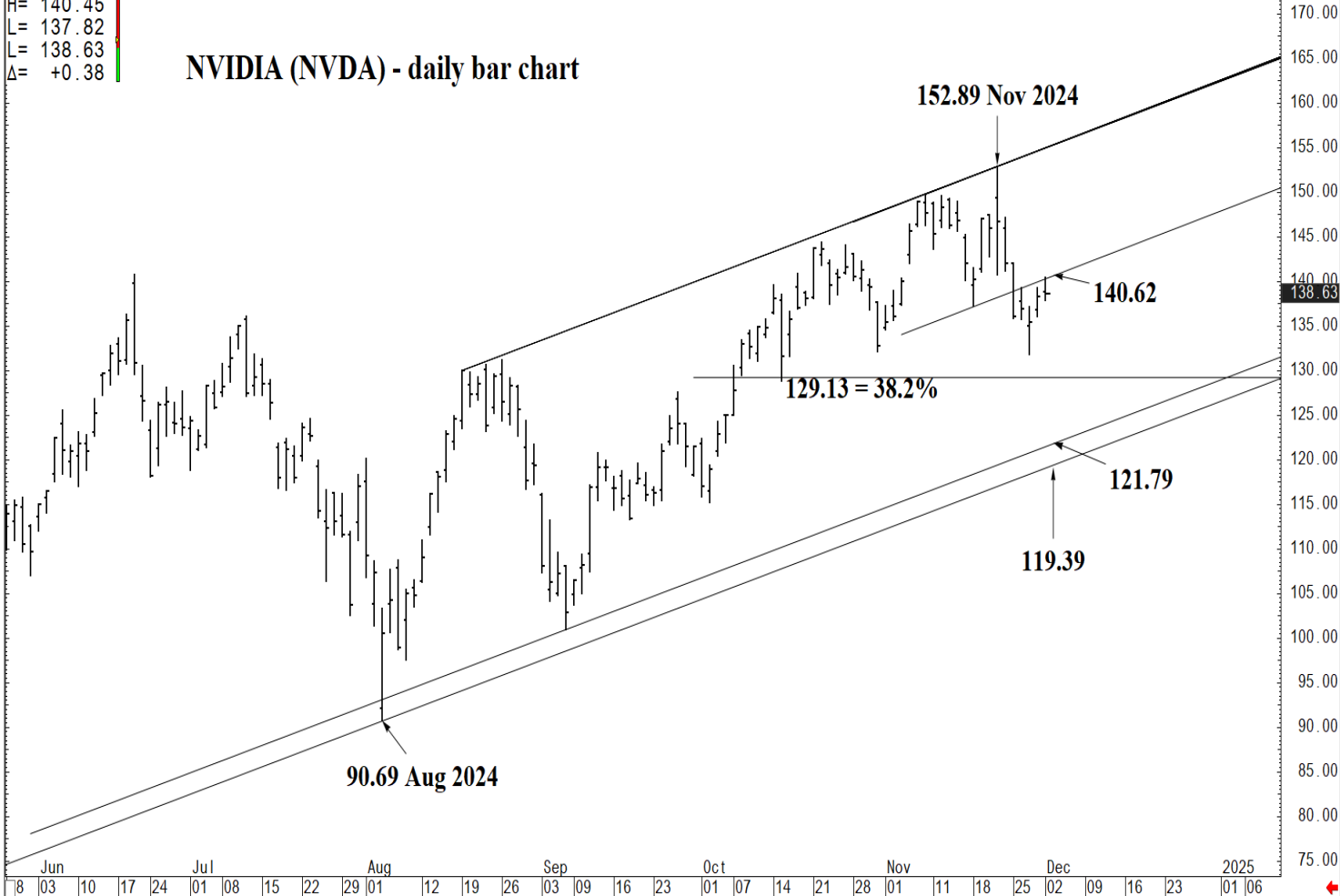
CGG Inc. © 2024 All rights reserved worldwide. <https://www.cgg.com>

S:NVDA - NVIDIA Corp, Daily | Mon Dec 02 2024 14:09:47, CGG 24.12.8085

LONG-TERM OUTLOOK	MID-TERM OUTLOOK	NEAR-TERM OUTLOOK	HOME
-----------------------------------	----------------------------------	-----------------------------------	----------------------

O= 138.83
H= 140.45
L= 137.82
L= 138.63
Δ= +0.38

NVIDIA (NVDA) - daily bar chart



COG Inc. © 2024 All rights reserved worldwide. <https://www.cog.com>

S:NVDA - NVIDIA Corp, Daily | Mon Dec 02 2024 14:10:08, COG 24.12.8085

SUPPORT AND RESISTANCE

148.88 * session containment

146.37 * minor
144.83 * intra-day containment
142.35 * minor

140.62 ** multi-wk contain DP**

137.15 ** multi-wk contain DP**

136.05 * minor
135.34 * minor
134.68 * minor
132.11 * intra-day containment
131.26 * minor

129.13 * session containment

127.66 * minor
124.94 * minor
122.85 * minor

121.79 ** multi-week contain**

119.39 ** multi-week contain**

[LONG-TERM OUTLOOK](#)

[MID-TERM OUTLOOK](#)

[NEAR-TERM OUTLOOK](#)

[HOME](#)