



WICKED STOCKS

WICKED STOCKS

Daily NVIDIA Report

FRIDAY, DECEMBER 20, 2024

[LONG-TERM OUTLOOK](#)

[MID-TERM OUTLOOK](#)

[NEAR-TERM OUTLOOK](#)

[HOME](#)



LONG-TERM OUTLOOK

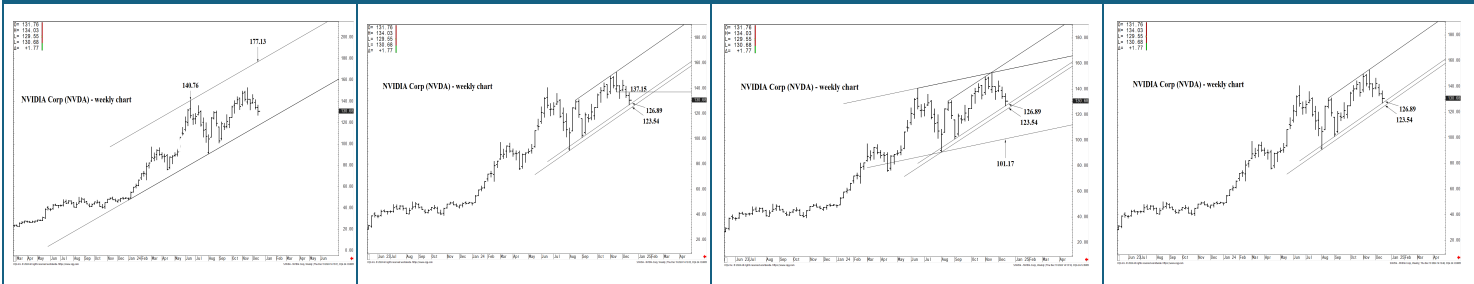
2-3 Months

SUPPORT AND RESISTANCE

177.13 *** Annual contain**

126.89 ** multi-week contain**
123.54 ** multi-week contain**
122.30 (1% below 123.54)

101.17 ** multi-week contain**



[LONG-TERM OUTLOOK](#)

[MID-TERM OUTLOOK](#)

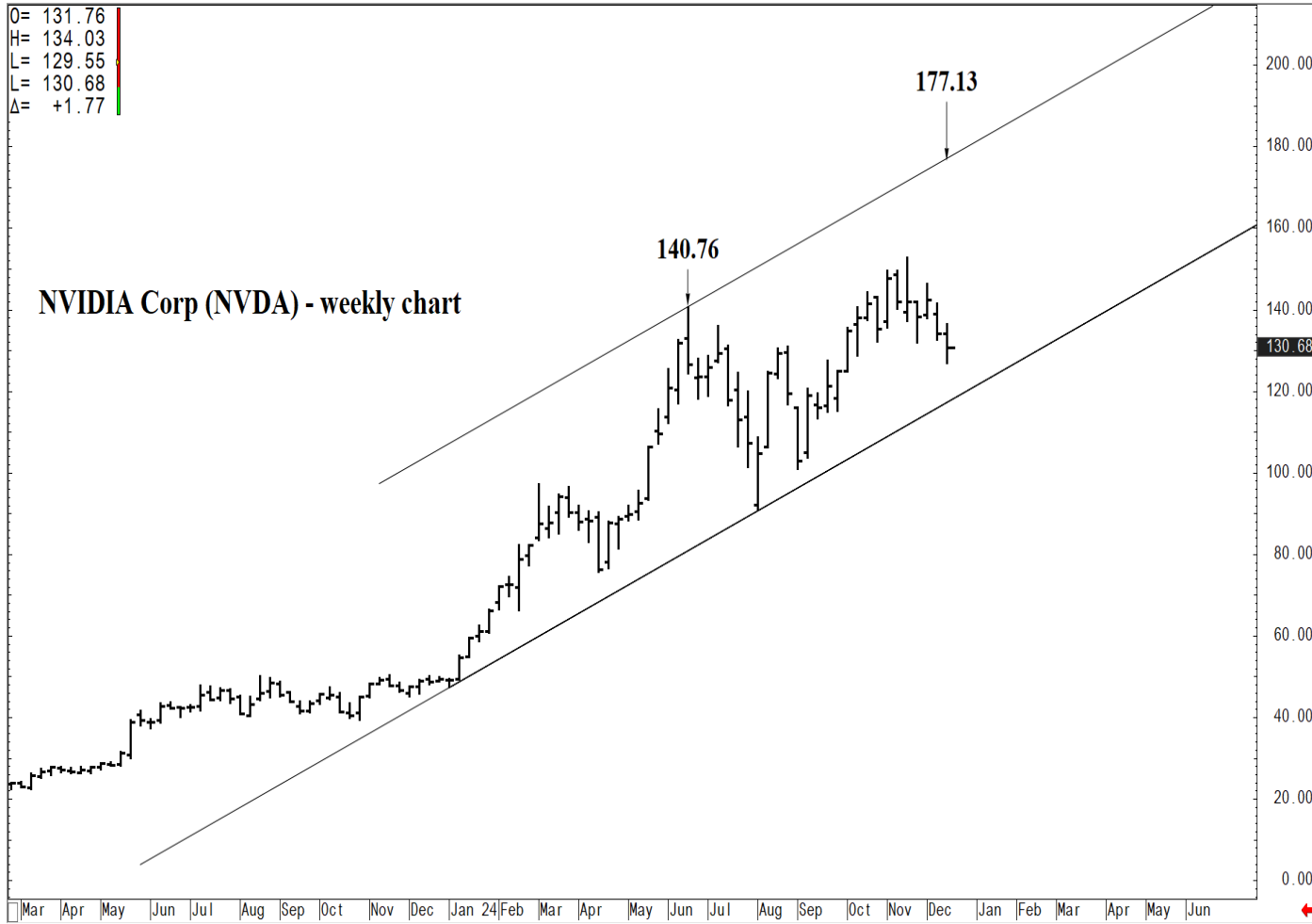
[NEAR-TERM OUTLOOK](#)

[HOME](#)



O= 131.76
H= 134.03
L= 129.55
L= 130.68
Δ= +1.77

NVIDIA Corp (NVDA) - weekly chart



COG Inc. © 2024 All rights reserved worldwide. <https://www.cog.com>

S:NVDA - NVIDIA Corp, Weekly | Thu Dec 19 2024 14:13:01, COG 24-12.8085

SUPPORT AND RESISTANCE

177.13 *** Annual contain**

126.89 ** multi-week contain**

123.54 ** multi-week contain**

101.17 ** multi-week contain**

[LONG-TERM OUTLOOK](#)

[MID-TERM OUTLOOK](#)

[NEAR-TERM OUTLOOK](#)

[HOME](#)

O= 131.76
H= 134.03
L= 129.55
L= 130.68
Δ= +1.77

NVIDIA Corp (NVDA) - weekly chart



© 2024 All rights reserved worldwide. <https://www.cqg.com>

S:NVDA - NVIDIA Corp, Weekly | Thu Dec 19 2024 14:12:03, CQG 24-12-8085

SUPPORT AND RESISTANCE

177.13 *** Annual contain**

126.89 ** multi-week contain**
123.54 ** multi-week contain**

101.17 ** multi-week contain**

[LONG-TERM OUTLOOK](#)

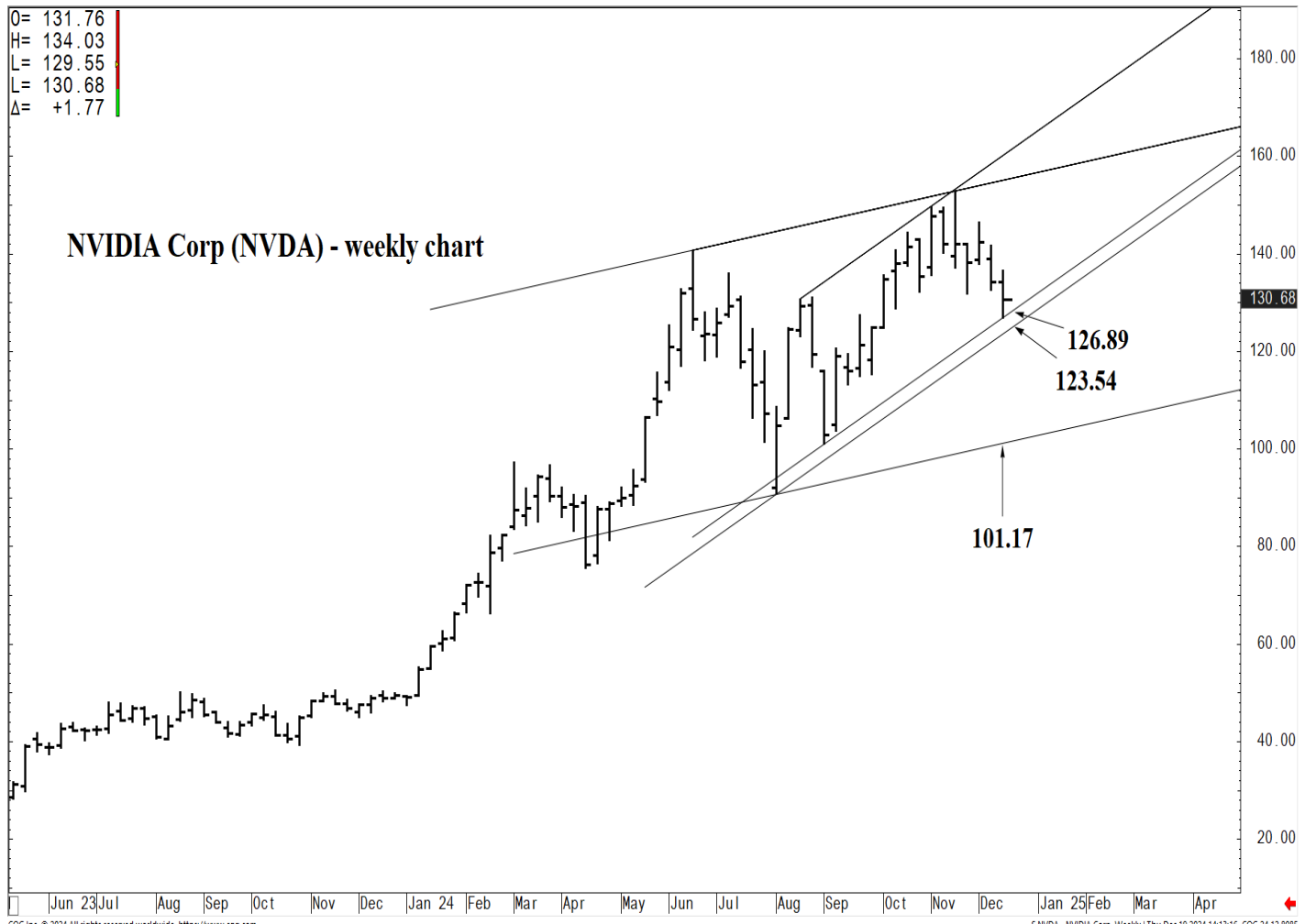
[MID-TERM OUTLOOK](#)

[NEAR-TERM OUTLOOK](#)

[HOME](#)

O= 131.76
H= 134.03
L= 129.55
C= 130.68
Δ= +1.77

NVIDIA Corp (NVDA) - weekly chart



COG Inc. © 2024 All rights reserved worldwide. <https://www.cog.com>

S:NVDA - NVIDIA Corp, Weekly | Thu Dec 19 2024 14:13:16, COG 24.12.8085

SUPPORT AND RESISTANCE

177.13 *** Annual contain**

126.89 ** multi-week contain**
123.54 ** multi-week contain**

101.17 ** multi-week contain**

[LONG-TERM OUTLOOK](#)

[MID-TERM OUTLOOK](#)

[NEAR-TERM OUTLOOK](#)

[HOME](#)

O= 131.76
H= 134.03
L= 129.55
C= 130.68
Δ= +1.77

NVIDIA Corp (NVDA) - weekly chart



COG Inc. © 2024 All rights reserved worldwide. <https://www.cog.com>

S.NVDA - NVIDIA Corp, Weekly | Thu Dec 19 2024 14:12:46, COG 24.12.8085

SUPPORT AND RESISTANCE

177.13 *** Annual contain**

126.89 ** multi-week contain**
123.54 ** multi-week contain**

101.17 ** multi-week contain**

[LONG-TERM OUTLOOK](#)

[MID-TERM OUTLOOK](#)

[NEAR-TERM OUTLOOK](#)

[HOME](#)



MID-TERM OUTLOOK

2-3 Weeks

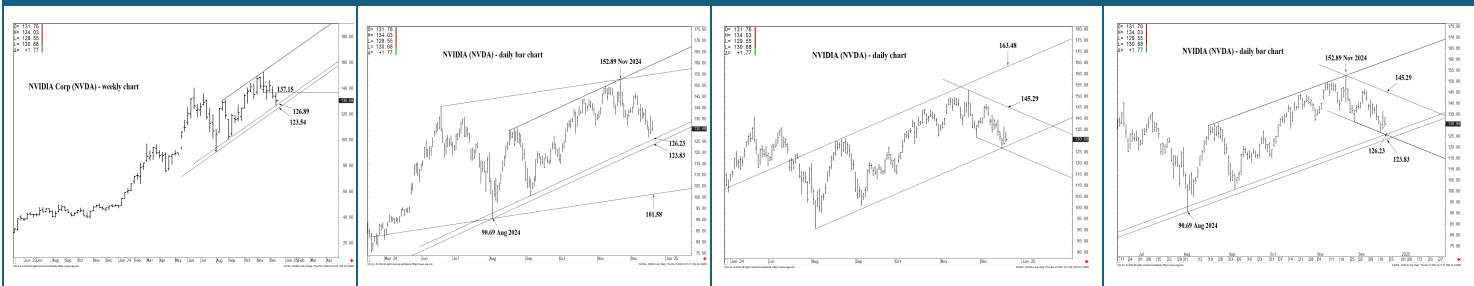
SUPPORT AND RESISTANCE

177.13 *** Annual contain UP**

163.48 ** multi-week contain**

145.29 * weekly containment**
137.15 * weekly containment DP**

126.89 ** multi-week contain**
123.54 ** multi-week contain DP**



[LONG-TERM OUTLOOK](#)

[MID-TERM OUTLOOK](#)

[NEAR-TERM OUTLOOK](#)

[HOME](#)



O= 131.76
H= 134.03
L= 129.55
L= 130.68
Δ= +1.77

NVIDIA Corp (NVDA) - weekly chart



COG Inc. © 2024 All rights reserved worldwide. <https://www.cog.com>

S:NVDA - NVIDIA Corp, Weekly | Thu Dec 19 2024 14:12:03, COG 24.12.8085

SUPPORT AND RESISTANCE

177.13 *** Annual contain UP**

163.48 *** multi-week contain**

145.29 * weekly containment**
137.15 * weekly containment DP**

126.89 *** multi-week contain**
123.54 *** multi-week contain DP**

[LONG-TERM OUTLOOK](#)

[MID-TERM OUTLOOK](#)

[NEAR-TERM OUTLOOK](#)

[HOME](#)

O= 131.76
H= 134.03
L= 129.55
L= 130.68
Δ= +1.77

NVIDIA (NVDA) - daily bar chart



COG Inc. © 2024 All rights reserved worldwide. <https://www.cog.com>

SNVDA - NVIDIA Corp, Daily | Thu Dec 19 2024 14:11:27, COG 24.12.8085

SUPPORT AND RESISTANCE

177.13 *** Annual contain UP**

163.48 ** multi-week contain**

145.29 * weekly containment**
137.15 * weekly containment DP**

126.89 ** multi-week contain**
123.54 ** multi-week contain DP**

[LONG-TERM OUTLOOK](#)

[MID-TERM OUTLOOK](#)

[NEAR-TERM OUTLOOK](#)

[HOME](#)

O= 131.76
H= 134.03
L= 129.55
C= 130.68
Δ= +1.77

NVIDIA (NVDA) - daily chart



COG Inc. © 2024 All rights reserved worldwide. <https://www.cog.com>

S.NVDA - NVIDIA Corp, Daily | Thu Dec 19 2024 14:11:48, COG 24.12.8085

SUPPORT AND RESISTANCE

177.13 *** Annual contain UP**

163.48 ** multi-week contain**

145.29 * weekly containment**

137.15 * weekly containment DP**

126.89 ** multi-week contain**

123.54 ** multi-week contain DP**

[LONG-TERM OUTLOOK](#)

[MID-TERM OUTLOOK](#)

[NEAR-TERM OUTLOOK](#)

[HOME](#)

O= 131.76
 H= 134.03
 L= 129.55
 L= 130.68
 Δ= +1.77

NVIDIA (NVDA) - daily bar chart



SUPPORT AND RESISTANCE

177.13 *** Annual contain UP**

163.48 ** multi-week contain**

145.29 * weekly containment**

137.15 * weekly containment DP**

126.89 ** multi-week contain**

123.54 ** multi-week contain DP**

[LONG-TERM OUTLOOK](#)

[MID-TERM OUTLOOK](#)

[NEAR-TERM OUTLOOK](#)

[HOME](#)



NEAR-TERM OUTLOOK

Today and 3-5 days out

SUPPORT AND RESISTANCE

145.29 * weekly containment**
142.36 * weekly containment**

141.60 * minor
 139.13 * minor
 137.60 * intra-day containment
 137.15 * minor
 135.80 * minor
 134.03 * minor

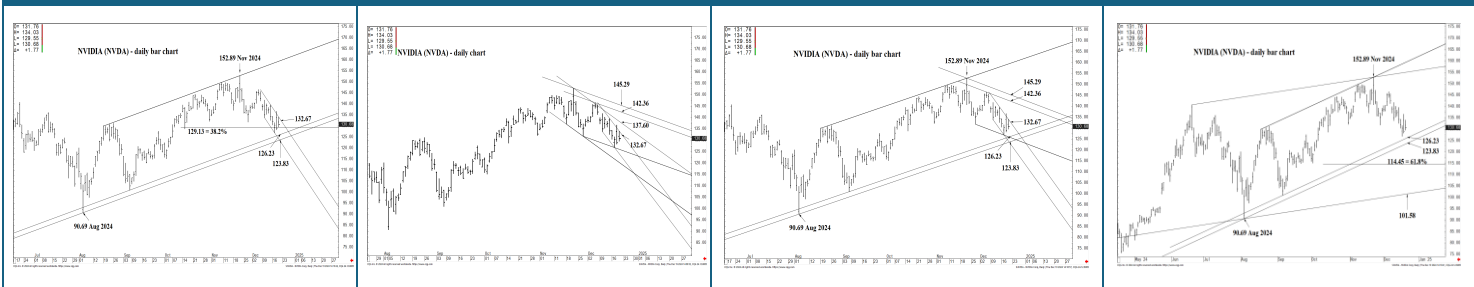
132.67 * session containment

131.50 * minor
 129.13 * intra-day containment
 127.66 * minor
 126.86 * minor

126.23 ** multi-week contain**
123.83 ** multi-week contain**

121.22 * minor
 120.34 * minor
 118.85 * minor
 116.75 * minor

114.45 * session containment



[LONG-TERM OUTLOOK](#)

[MID-TERM OUTLOOK](#)

[NEAR-TERM OUTLOOK](#)

[HOME](#)



O= 131.76
H= 134.03
L= 129.55
L= 130.68
Δ= +1.77

NVIDIA (NVDA) - daily bar chart



SUPPORT AND RESISTANCE

145.29 * weekly containment**
142.36 * weekly containment**

- 141.60 * minor
- 139.13 * minor
- 137.60 * intra-day containment
- 137.15 * minor
- 135.80 * minor
- 134.03 * minor

132.67 * session containment

- 131.50 * minor
- 129.13 * intra-day containment
- 127.66 * minor
- 126.86 * minor

126.23 ** multi-week contain**
123.83 ** multi-week contain**

- 121.22 * minor
- 120.34 * minor
- 118.85 * minor
- 116.75 * minor

114.45 * session containment

[LONG-TERM OUTLOOK](#)

[MID-TERM OUTLOOK](#)

[NEAR-TERM OUTLOOK](#)

[HOME](#)

O= 131.76
 H= 134.03
 L= 129.55
 C= 130.68
 Δ= +1.77

NVIDIA (NVDA) - daily chart



SUPPORT AND RESISTANCE

145.29 * weekly containment**
142.36 * weekly containment**

141.60 * minor
 139.13 * minor
 137.60 * intra-day containment
 137.15 * minor
 135.80 * minor
 134.03 * minor

132.67 * session containment

131.50 * minor
 129.13 * intra-day containment
 127.66 * minor
 126.86 * minor

126.23 ** multi-week contain**
123.83 ** multi-week contain**

121.22 * minor
 120.34 * minor
 118.85 * minor
 116.75 * minor

114.45 * session containment

[LONG-TERM OUTLOOK](#)

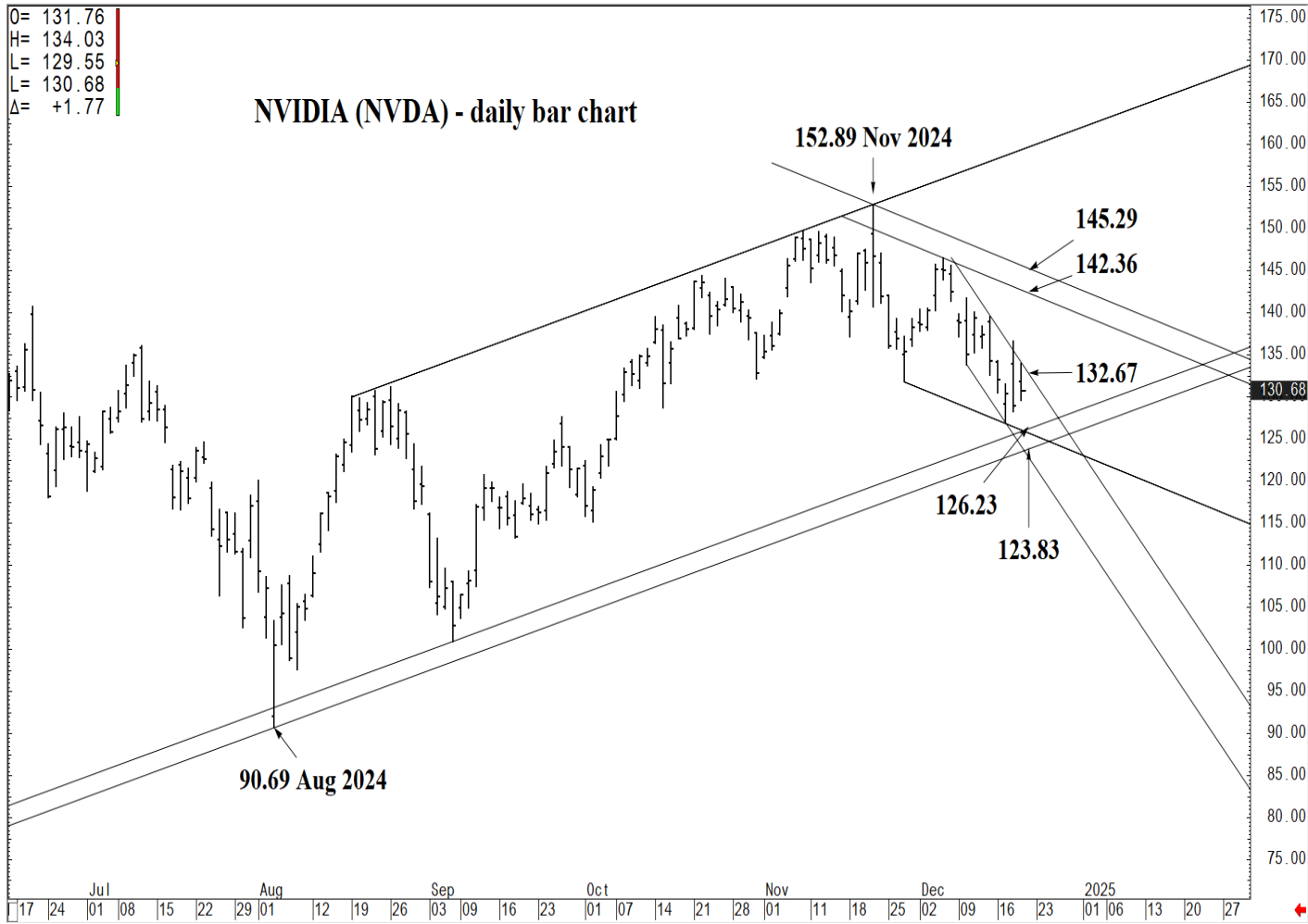
[MID-TERM OUTLOOK](#)

[NEAR-TERM OUTLOOK](#)

[HOME](#)

O= 131.76
 H= 134.03
 L= 129.55
 C= 130.68
 Δ= +1.77

NVIDIA (NVDA) - daily bar chart



COG Inc. © 2024 All rights reserved worldwide. <https://www.cog.com>

S:NVDA - NVIDIA Corp, Daily | Thu Dec 19 2024 14:10:57, COG 24.12.8085

SUPPORT AND RESISTANCE

145.29 * weekly containment**
142.36 * weekly containment**

- 141.60 * minor
- 139.13 * minor
- 137.60 * intra-day containment
- 137.15 * minor
- 135.80 * minor
- 134.03 * minor

132.67 * session containment

- 131.50 * minor
- 129.13 * intra-day containment
- 127.66 * minor
- 126.86 * minor

126.23 ** multi-week contain**
123.83 ** multi-week contain**

- 121.22 * minor
- 120.34 * minor
- 118.85 * minor
- 116.75 * minor

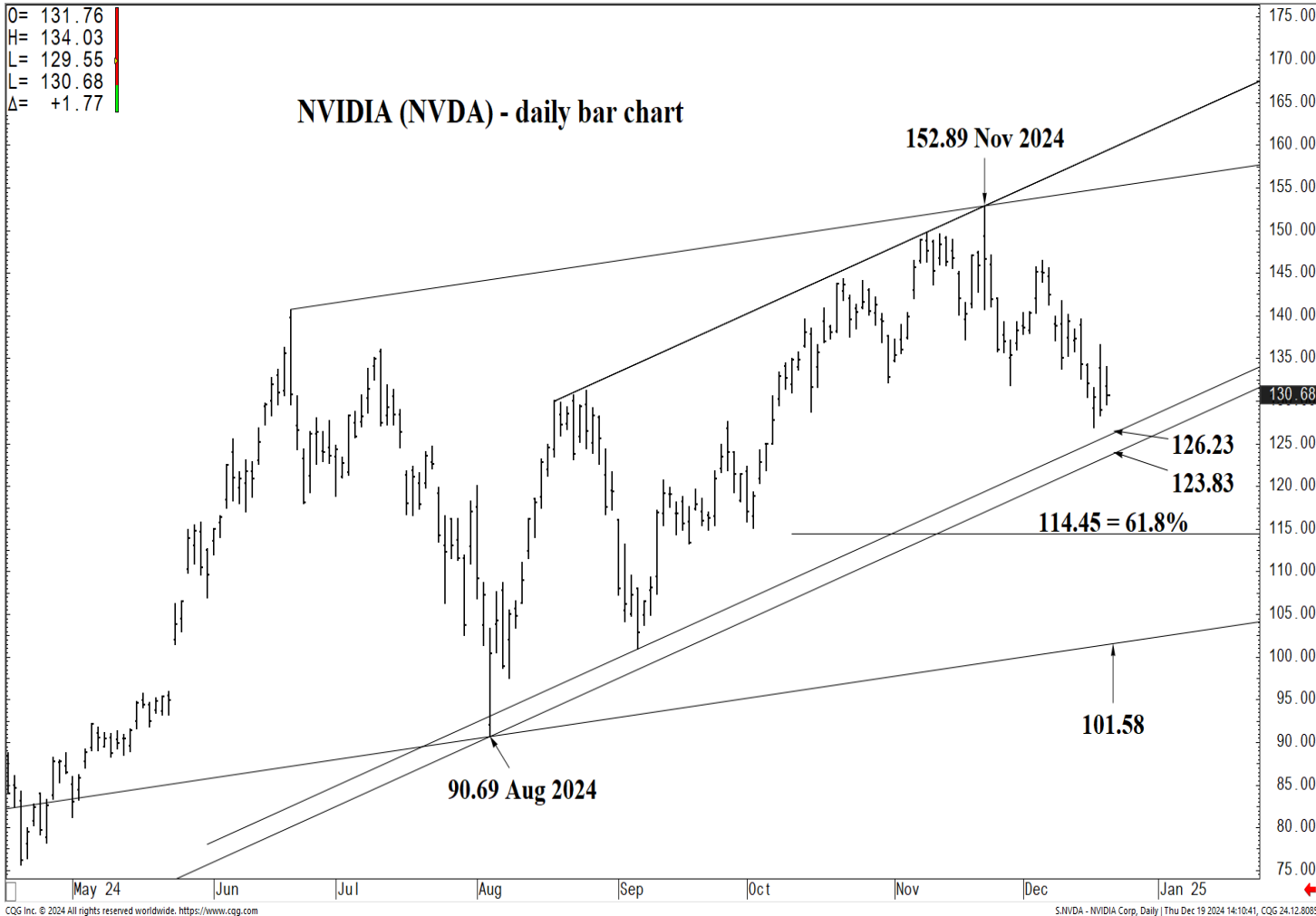
114.45 * session containment

[LONG-TERM OUTLOOK](#)

[MID-TERM OUTLOOK](#)

[NEAR-TERM OUTLOOK](#)

[HOME](#)



SUPPORT AND RESISTANCE

145.29 * weekly containment**
142.36 * weekly containment**

141.60 * minor
139.13 * minor
137.60 * intra-day containment
137.15 * minor
135.80 * minor
134.03 * minor

132.67 * session containment

131.50 * minor
129.13 * intra-day containment
127.66 * minor
126.86 * minor

126.23 ** multi-week contain**

123.83 ** multi-week contain**

121.22 * minor
120.34 * minor
118.85 * minor
116.75 * minor

114.45 * session containment

[LONG-TERM OUTLOOK](#)

[MID-TERM OUTLOOK](#)

[NEAR-TERM OUTLOOK](#)

[HOME](#)