



WICKED STOCKS

WICKED STOCKS

Daily NVIDIA Report

THURSDAY, DECEMBER 19, 2024

[LONG-TERM OUTLOOK](#)

[MID-TERM OUTLOOK](#)

[NEAR-TERM OUTLOOK](#)

[HOME](#)



LONG-TERM OUTLOOK

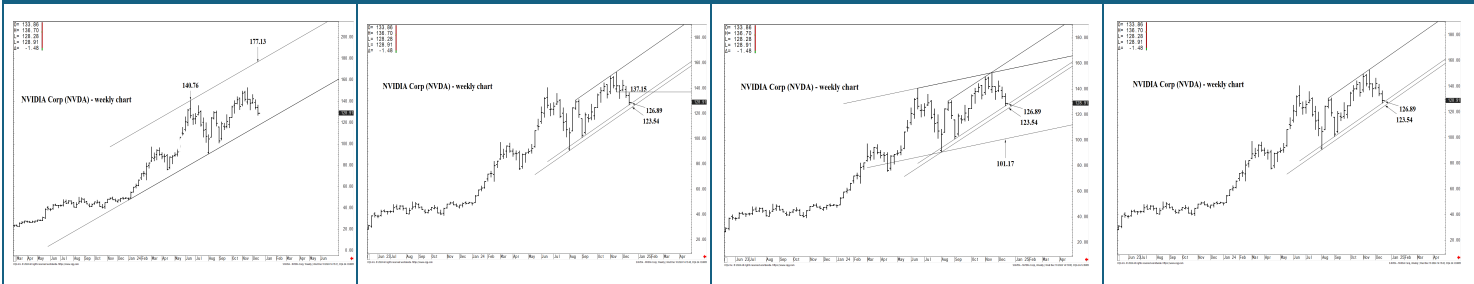
2-3 Months

SUPPORT AND RESISTANCE

177.13 *** Annual contain**

126.89 ** multi-week contain**
123.54 ** multi-week contain**
122.30 (1% below 123.54)

101.17 ** multi-week contain**



[LONG-TERM OUTLOOK](#)

[MID-TERM OUTLOOK](#)

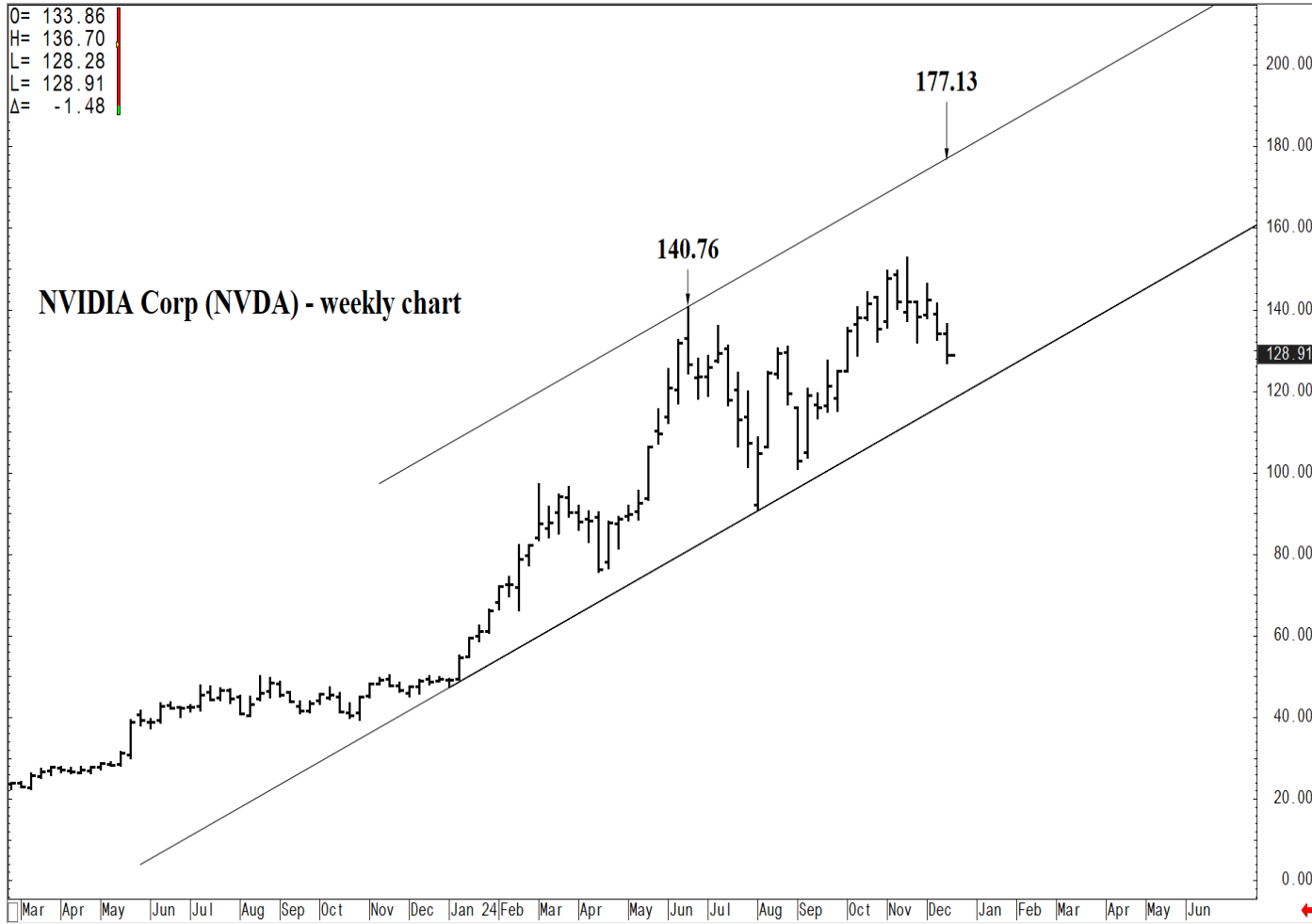
[NEAR-TERM OUTLOOK](#)

[HOME](#)



O= 133.86
H= 136.70
L= 128.28
L= 128.91
Δ= -1.48

NVIDIA Corp (NVDA) - weekly chart



COG Inc. © 2024 All rights reserved worldwide. <https://www.cog.com>

S:NVDA - NVIDIA Corp, Weekly | Wed Dec 18 2024 14:15:21, COG 24-12.8085

SUPPORT AND RESISTANCE

177.13 *** Annual contain**

126.89 ** multi-week contain**

123.54 ** multi-week contain**

101.17 ** multi-week contain**

[LONG-TERM OUTLOOK](#)

[MID-TERM OUTLOOK](#)

[NEAR-TERM OUTLOOK](#)

[HOME](#)

O= 133.86
H= 136.70
L= 128.28
L= 128.91
Δ= -1.48

NVIDIA Corp (NVDA) - weekly chart



SUPPORT AND RESISTANCE

177.13 *** Annual contain**

126.89 ** multi-week contain**
123.54 ** multi-week contain**

101.17 ** multi-week contain**

[LONG-TERM OUTLOOK](#)

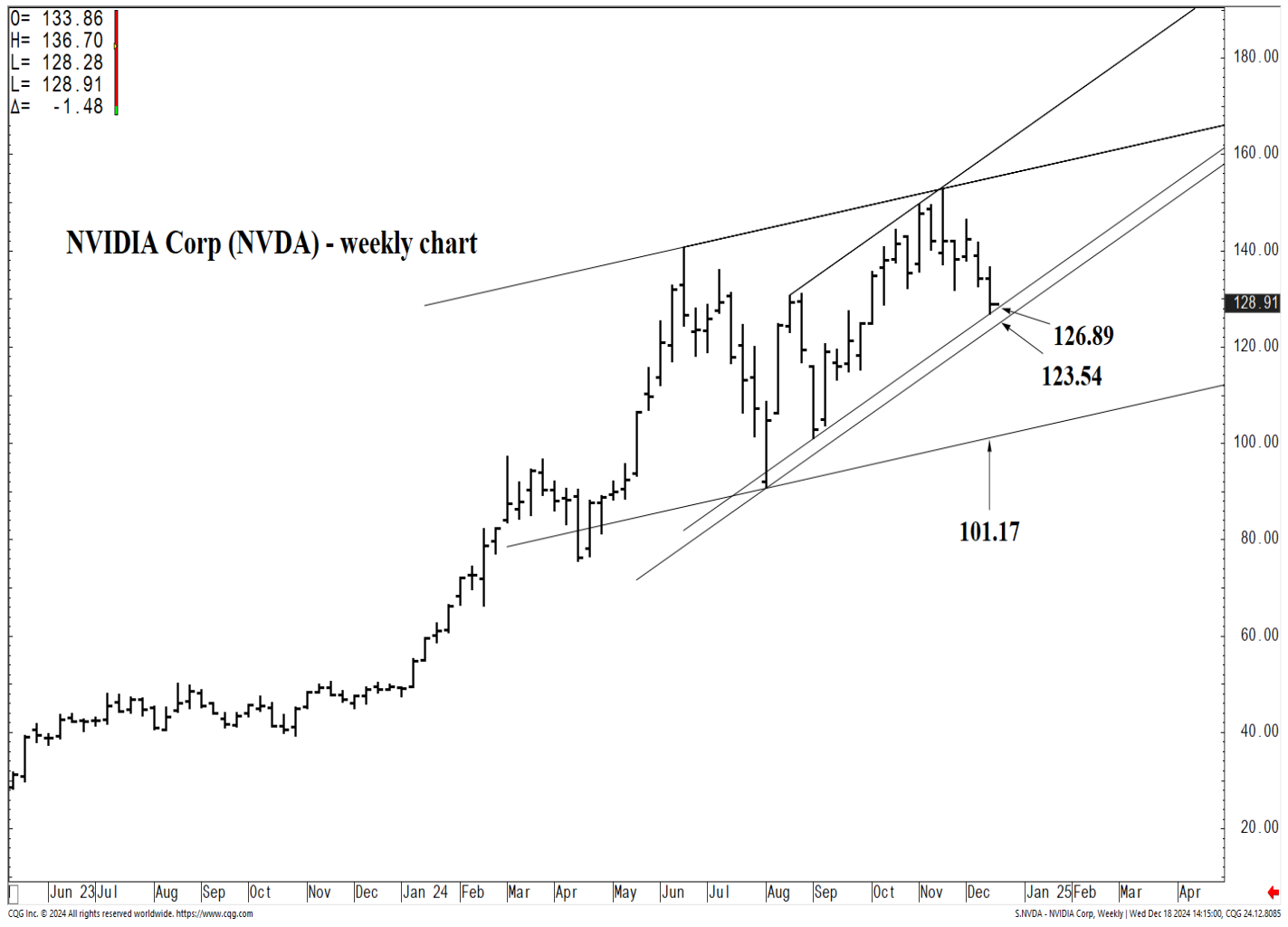
[MID-TERM OUTLOOK](#)

[NEAR-TERM OUTLOOK](#)

[HOME](#)

O= 133.86
H= 136.70
L= 128.28
C= 128.91
Δ= -1.48

NVIDIA Corp (NVDA) - weekly chart



SUPPORT AND RESISTANCE

177.13 *** Annual contain**

126.89 ** multi-week contain**

123.54 ** multi-week contain**

101.17 ** multi-week contain**

[LONG-TERM OUTLOOK](#)

[MID-TERM OUTLOOK](#)

[NEAR-TERM OUTLOOK](#)

[HOME](#)

O= 133.86
H= 136.70
L= 128.28
C= 128.91
Δ= -1.48

NVIDIA Corp (NVDA) - weekly chart



COG Inc. © 2024 All rights reserved worldwide. <https://www.cog.com>

S:NVDA - NVIDIA Corp, Weekly | Wed Dec 18 2024 14:15:43, COG 24.12.8085

SUPPORT AND RESISTANCE

177.13 *** Annual contain**

126.89 ** multi-week contain**
123.54 ** multi-week contain**

101.17 ** multi-week contain**

[LONG-TERM OUTLOOK](#)

[MID-TERM OUTLOOK](#)

[NEAR-TERM OUTLOOK](#)

[HOME](#)

MID-TERM OUTLOOK

2-3 Weeks

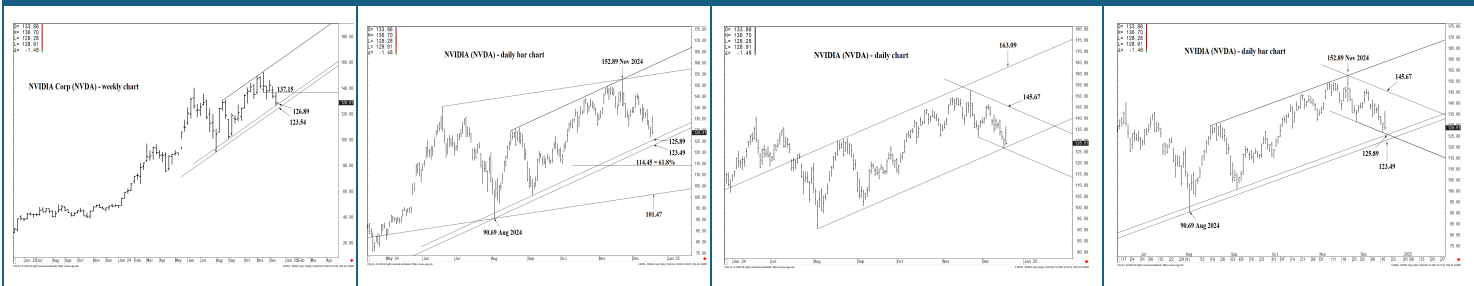
SUPPORT AND RESISTANCE

177.13 *** Annual contain UP**

163.09 ** multi-week contain**

145.67 * weekly containment**
137.15 * weekly containment DP**

126.89 ** multi-week contain**
123.54 ** multi-week contain DP**



[LONG-TERM OUTLOOK](#)

[MID-TERM OUTLOOK](#)

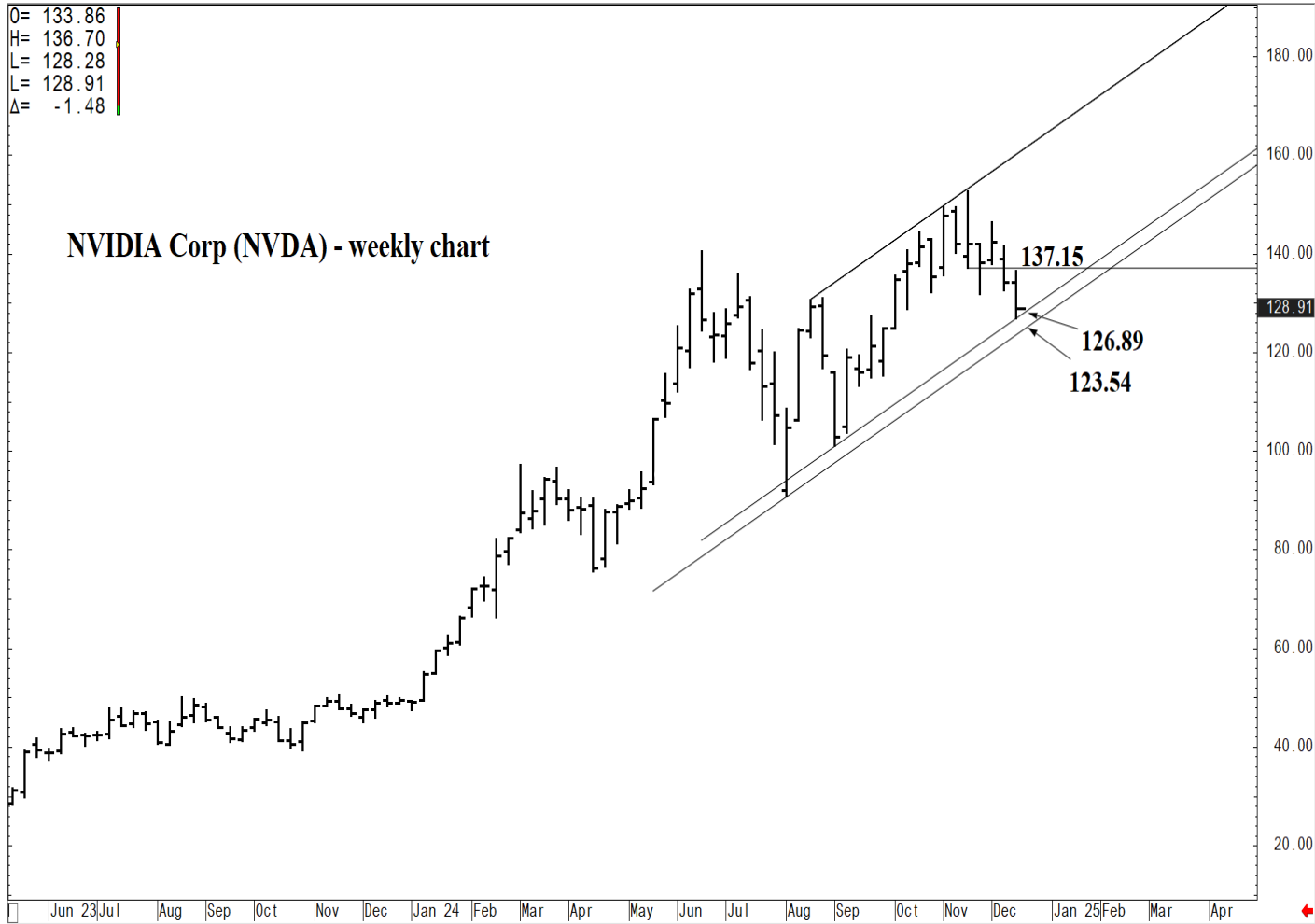
[NEAR-TERM OUTLOOK](#)

[HOME](#)



O= 133.86
H= 136.70
L= 128.28
L= 128.91
Δ= -1.48

NVIDIA Corp (NVDA) - weekly chart



COG Inc. © 2024 All rights reserved worldwide. <https://www.cog.com>

S:NVDA - NVIDIA Corp, Weekly | Wed Dec 18 2024 14:13:40, COG 24.12.8085

SUPPORT AND RESISTANCE

177.13 *** Annual contain UP**

163.09 *** multi-week contain**

145.67 * weekly containment**
137.15 * weekly containment DP**

126.89 *** multi-week contain**
123.54 *** multi-week contain DP**

[LONG-TERM OUTLOOK](#)

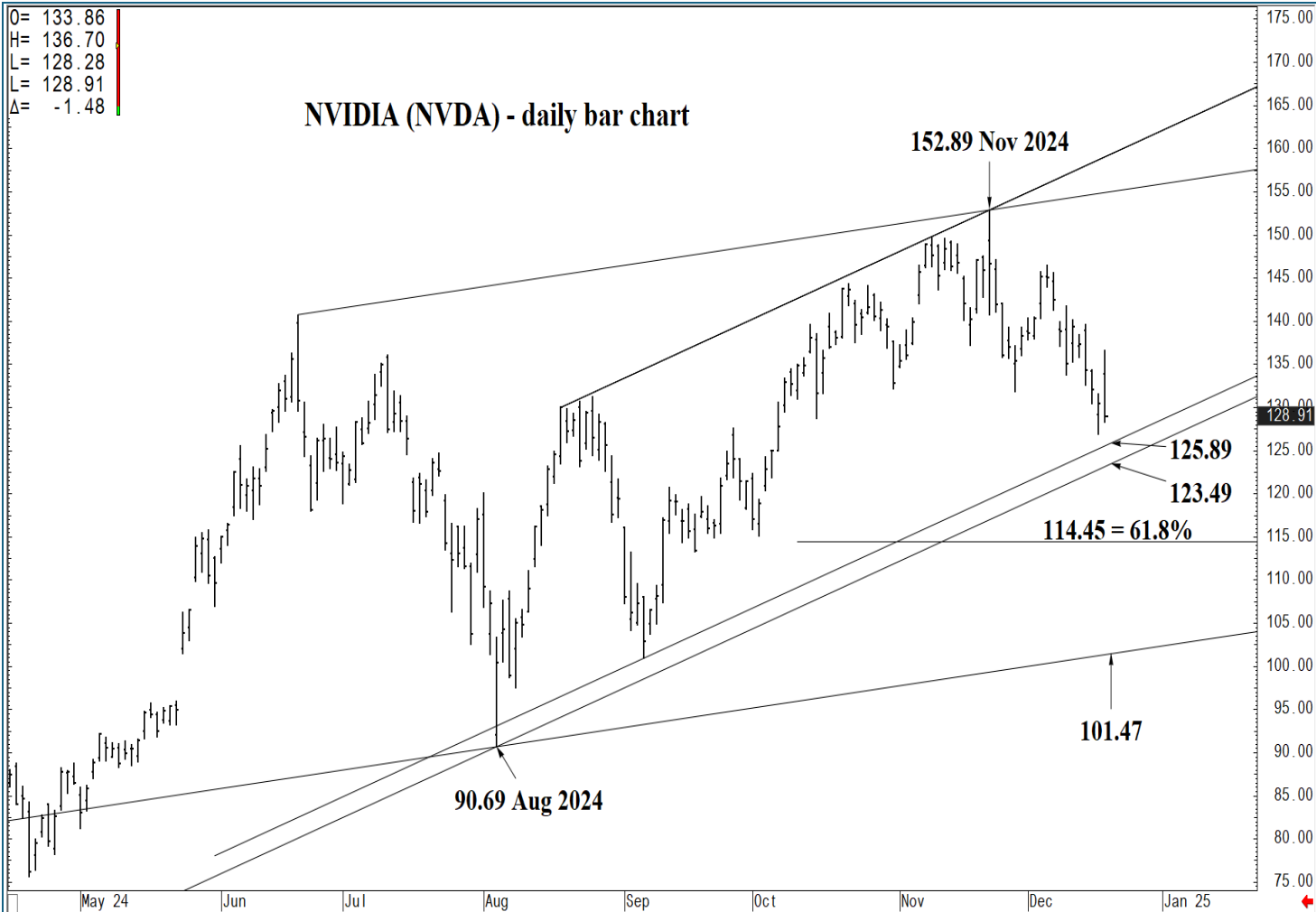
[MID-TERM OUTLOOK](#)

[NEAR-TERM OUTLOOK](#)

[HOME](#)

O= 133.86
 H= 136.70
 L= 128.28
 C= 128.91
 Δ= -1.48

NVIDIA (NVDA) - daily bar chart



SUPPORT AND RESISTANCE

177.13 *** Annual contain UP**

163.09 ** multi-week contain**

145.67 * weekly containment**
137.15 * weekly containment DP**

126.89 ** multi-week contain**
123.54 ** multi-week contain DP**

[LONG-TERM OUTLOOK](#)

[MID-TERM OUTLOOK](#)

[NEAR-TERM OUTLOOK](#)

[HOME](#)

O= 133.86
H= 136.70
L= 128.28
L= 128.91
Δ= -1.48

NVIDIA (NVDA) - daily chart



SUPPORT AND RESISTANCE

177.13 *** Annual contain UP**

163.09 ** multi-week contain**

145.67 * weekly containment**

137.15 * weekly containment DP**

126.89 ** multi-week contain**

123.54 ** multi-week contain DP**

[LONG-TERM OUTLOOK](#)

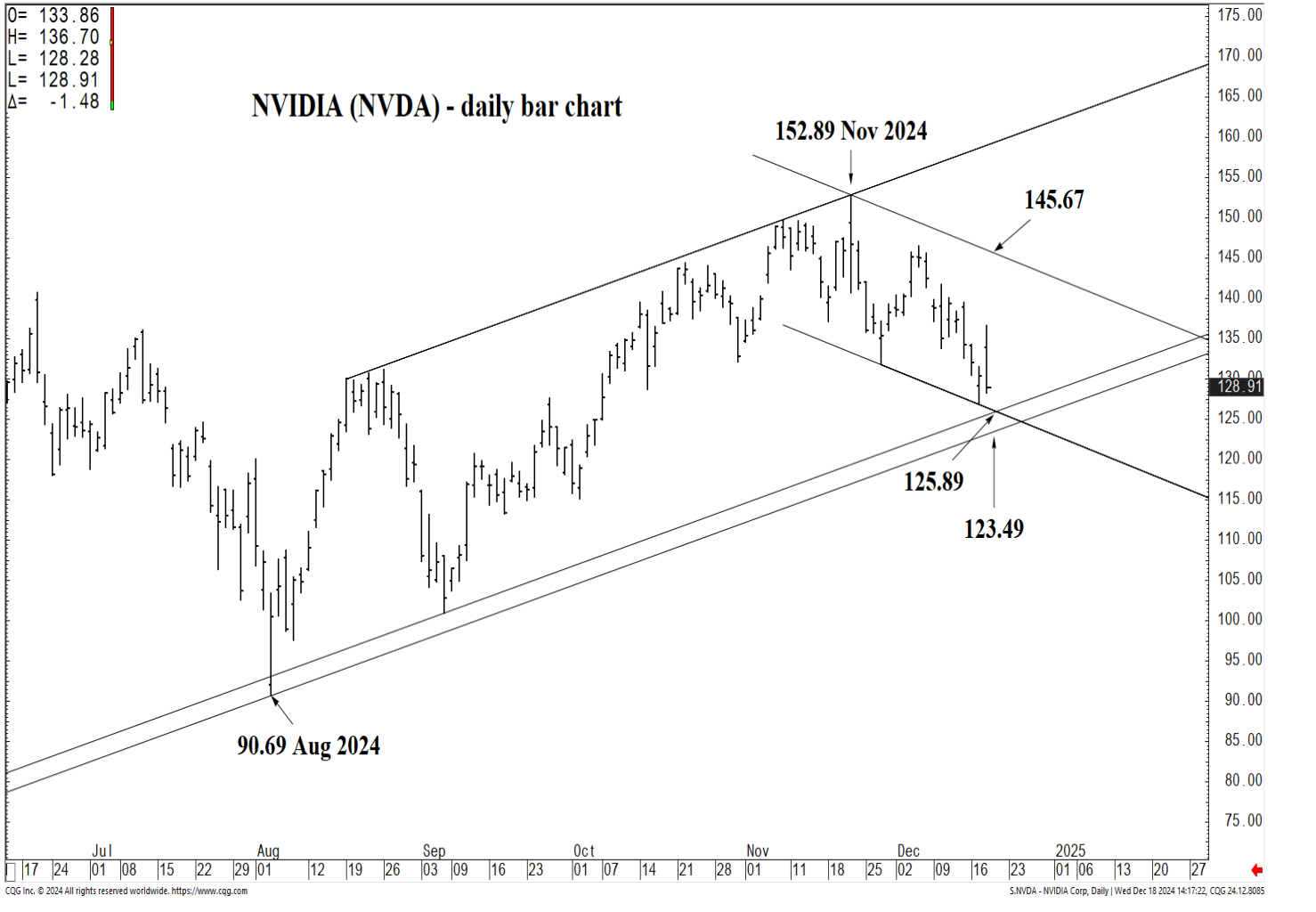
[MID-TERM OUTLOOK](#)

[NEAR-TERM OUTLOOK](#)

[HOME](#)

O= 133.86
 H= 136.70
 L= 128.28
 L= 128.91
 Δ= -1.48

NVIDIA (NVDA) - daily bar chart



SUPPORT AND RESISTANCE

177.13 *** Annual contain UP**

163.09 *** multi-week contain**

145.67 * weekly containment**

137.15 * weekly containment DP**

126.89 *** multi-week contain**

123.54 *** multi-week contain DP**

[LONG-TERM OUTLOOK](#)

[MID-TERM OUTLOOK](#)

[NEAR-TERM OUTLOOK](#)

[HOME](#)



NEAR-TERM OUTLOOK

Today and 3-5 days out

SUPPORT AND RESISTANCE

145.67 * weekly containment**
142.74 * weekly containment**

141.60 * minor
 139.13 * minor
 138.37 * intra-day containment
 137.15 * minor
 136.55 * minor

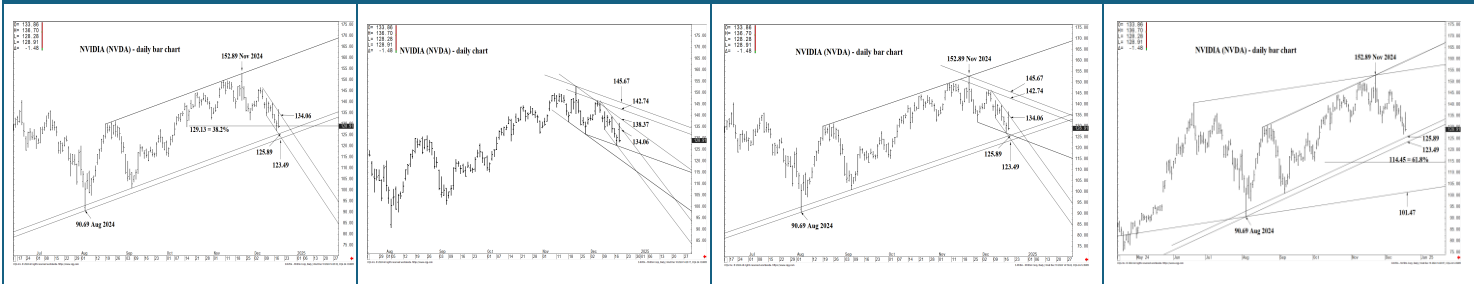
134.06 * session containment

132.49 * minor
 131.50 * minor
 129.13 * intra-day containment
 127.66 * minor
 126.86 * minor

125.89 ** multi-week contain**
123.49 ** multi-week contain**

121.22 * minor
 120.34 * minor
 118.85 * minor
 116.75 * minor

114.45 * session containment



[LONG-TERM OUTLOOK](#)

[MID-TERM OUTLOOK](#)

[NEAR-TERM OUTLOOK](#)

[HOME](#)



O= 133.86
 H= 136.70
 L= 128.28
 L= 128.91
 Δ= -1.48

NVIDIA (NVDA) - daily bar chart



SUPPORT AND RESISTANCE

145.67 * weekly containment**
142.74 * weekly containment**

141.60 * minor
 139.13 * minor
 138.37 * intra-day containment
 137.15 * minor
 136.55 * minor

134.06 * session containment

132.49 * minor
 131.50 * minor
 129.13 * intra-day containment
 127.66 * minor
 126.86 * minor

125.89 ** multi-week contain**
123.49 ** multi-week contain**

121.22 * minor
 120.34 * minor
 118.85 * minor
 116.75 * minor

114.45 * session containment

[LONG-TERM OUTLOOK](#)

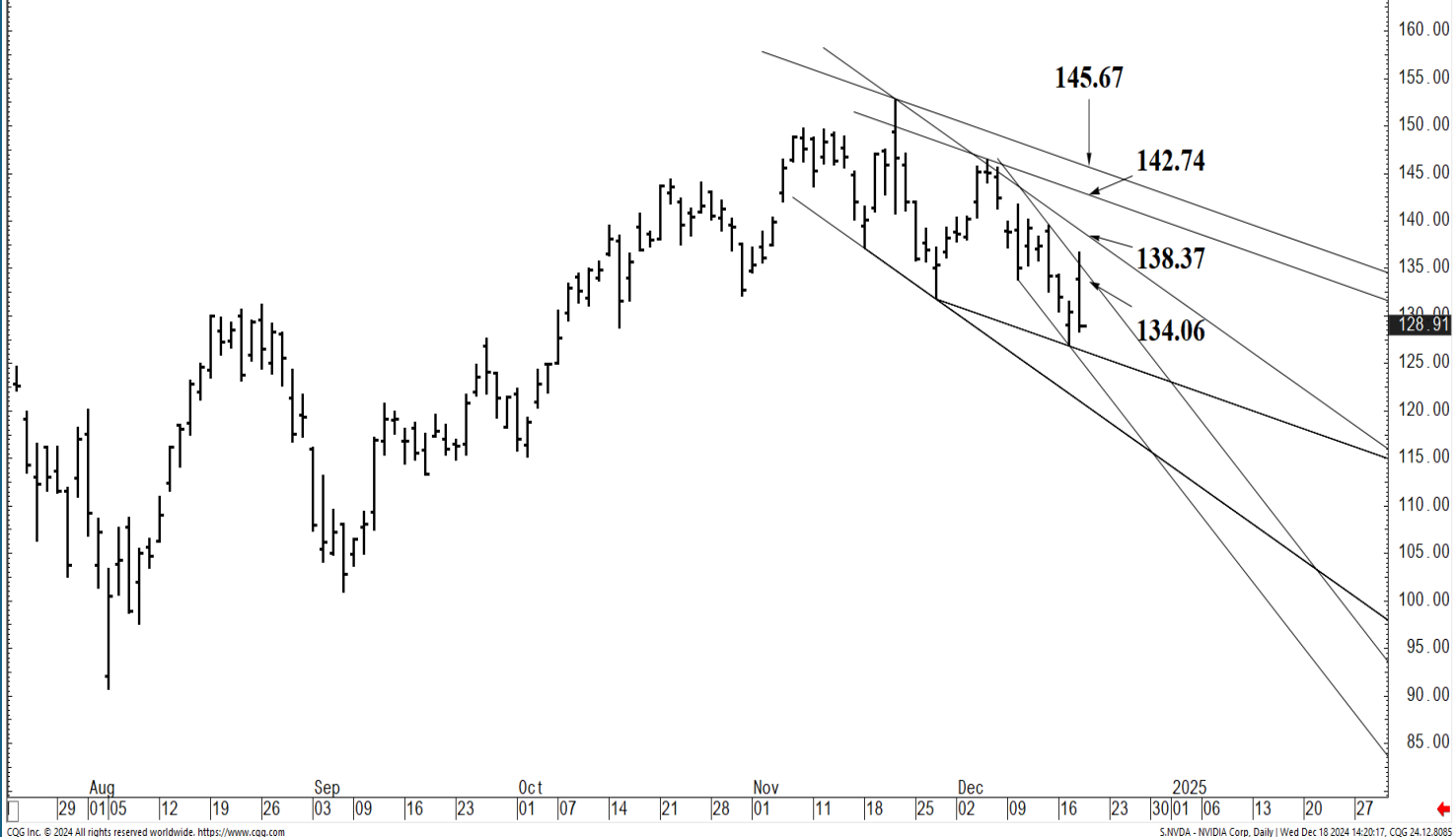
[MID-TERM OUTLOOK](#)

[NEAR-TERM OUTLOOK](#)

[HOME](#)

O= 133.86
 H= 136.70
 L= 128.28
 L= 128.91
 Δ= -1.48

NVIDIA (NVDA) - daily chart



SUPPORT AND RESISTANCE

145.67 * weekly containment**
142.74 * weekly containment**

141.60 * minor
 139.13 * minor
 138.37 * intra-day containment
 137.15 * minor
 136.55 * minor

134.06 * session containment

132.49 * minor
 131.50 * minor
 129.13 * intra-day containment
 127.66 * minor
 126.86 * minor

125.89 ** multi-week contain**
123.49 ** multi-week contain**

121.22 * minor
 120.34 * minor
 118.85 * minor
 116.75 * minor

114.45 * session containment

[LONG-TERM OUTLOOK](#)

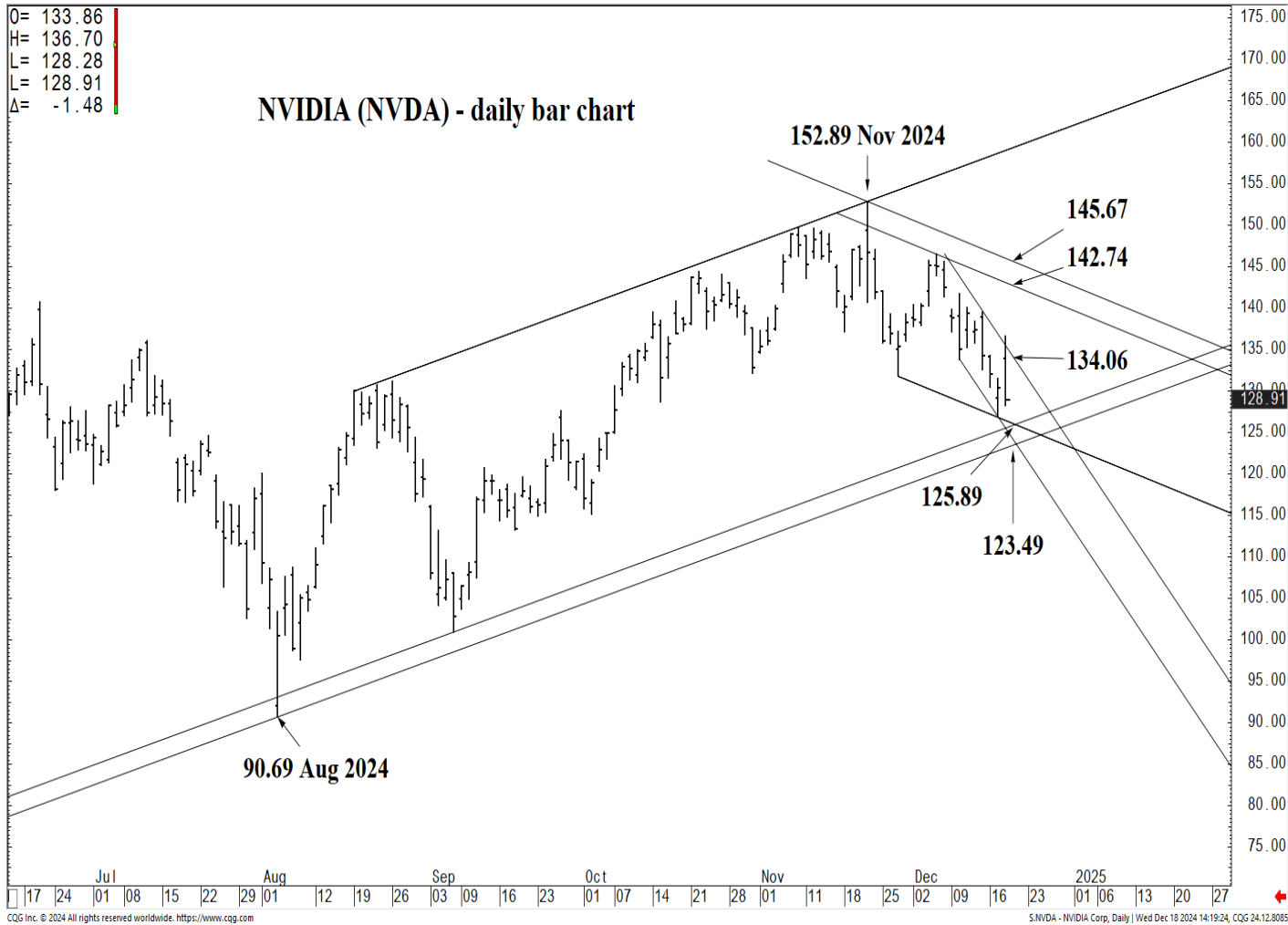
[MID-TERM OUTLOOK](#)

[NEAR-TERM OUTLOOK](#)

[HOME](#)

O= 133.86
H= 136.70
L= 128.28
C= 128.91
Δ= -1.48

NVIDIA (NVDA) - daily bar chart



SUPPORT AND RESISTANCE

145.67 * weekly containment**
142.74 * weekly containment**

- 141.60 * minor
- 139.13 * minor
- 138.37 * intra-day containment
- 137.15 * minor
- 136.55 * minor

134.06 * session containment

- 132.49 * minor
- 131.50 * minor
- 129.13 * intra-day containment
- 127.66 * minor
- 126.86 * minor

125.89 ** multi-week contain**
123.49 ** multi-week contain**

- 121.22 * minor
- 120.34 * minor
- 118.85 * minor
- 116.75 * minor

114.45 * session containment

[LONG-TERM OUTLOOK](#)

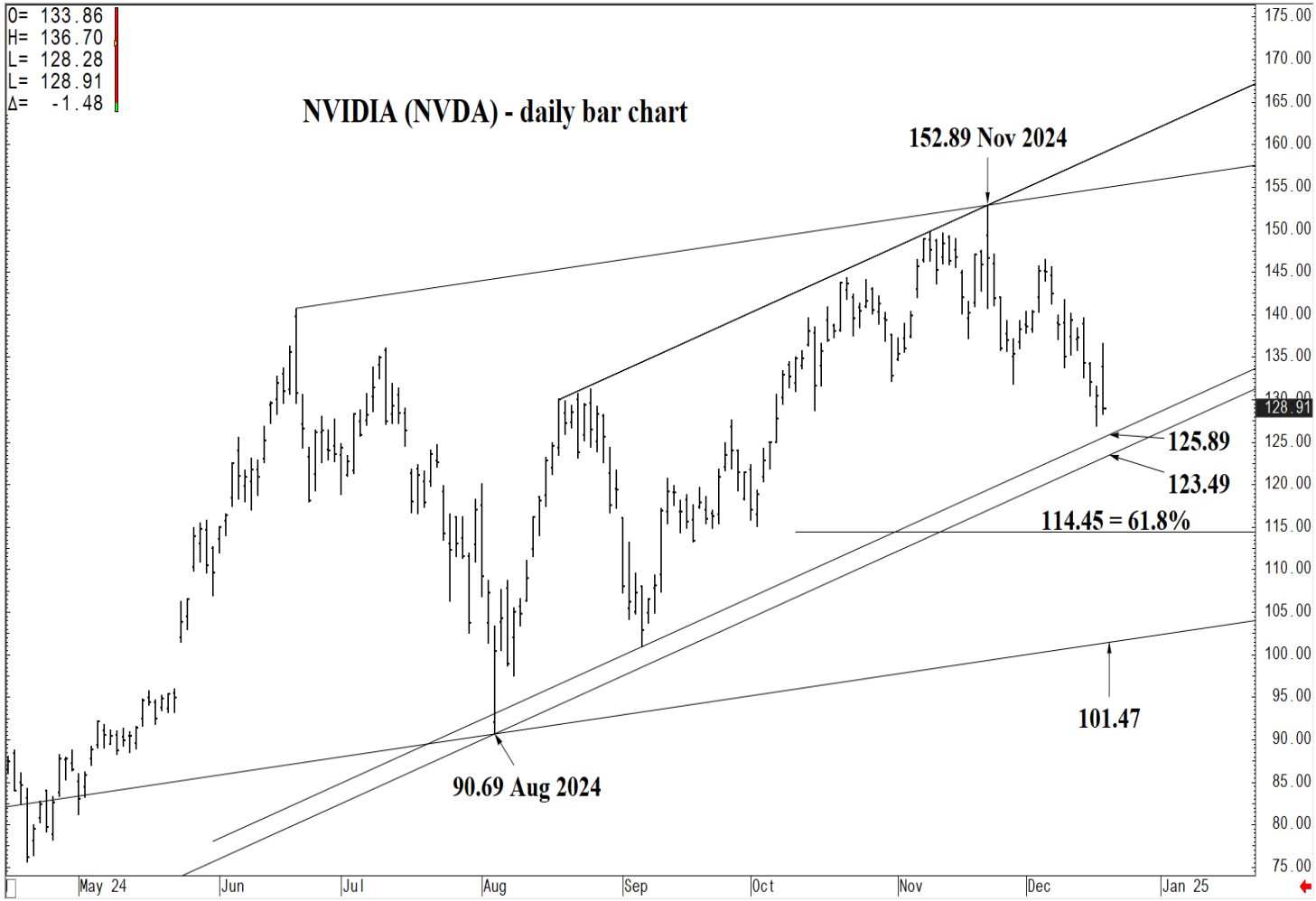
[MID-TERM OUTLOOK](#)

[NEAR-TERM OUTLOOK](#)

[HOME](#)

O= 133.86
H= 136.70
L= 128.28
L= 128.91
Δ= -1.48

NVIDIA (NVDA) - daily bar chart



COG Inc. © 2024 All rights reserved worldwide. <https://www.cog.com>

S.NVDA - NVIDIA Corp, Daily | Wed Dec 18 2024 14:20:37, COG 24:12.8085

SUPPORT AND RESISTANCE

145.67 * weekly containment**
142.74 * weekly containment**

141.60 * minor
139.13 * minor
138.37 * intra-day containment
137.15 * minor
136.55 * minor

134.06 * session containment

132.49 * minor
131.50 * minor
129.13 * intra-day containment
127.66 * minor
126.86 * minor

125.89 ** multi-week contain**
123.49 ** multi-week contain**

121.22 * minor
120.34 * minor
118.85 * minor
116.75 * minor

114.45 * session containment

[LONG-TERM OUTLOOK](#)

[MID-TERM OUTLOOK](#)

[NEAR-TERM OUTLOOK](#)

[HOME](#)