



WICKED STOCKS

# WICKED STOCKS

## Daily NVIDIA Report

---

MONDAY, DECEMBER 16, 2024

[LONG-TERM OUTLOOK](#)

[MID-TERM OUTLOOK](#)

[NEAR-TERM OUTLOOK](#)

[HOME](#)



# LONG-TERM OUTLOOK

## 2-3 Months

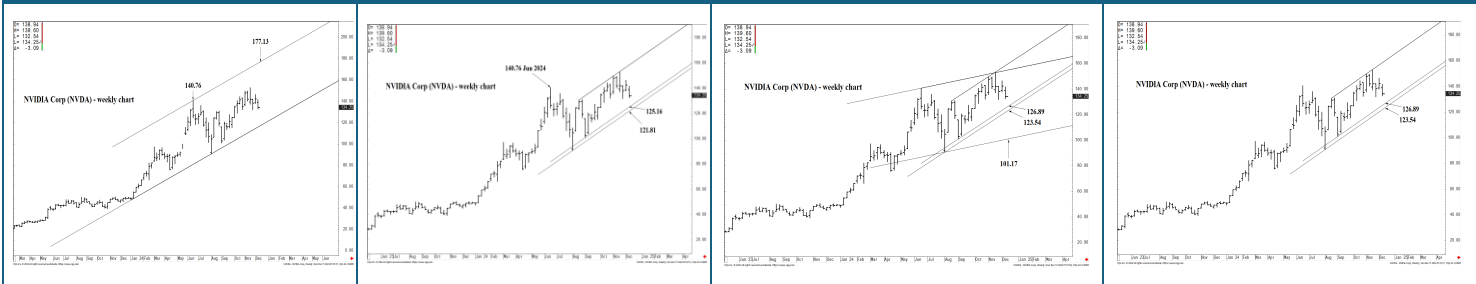
### SUPPORT AND RESISTANCE

**177.13 \*\*\*\*\* Annual contain**

**126.89 \*\*\*\* multi-week contain**

**123.54 \*\*\*\* multi-week contain**

**101.17 \*\*\*\* multi-week contain**



[LONG-TERM OUTLOOK](#)

[MID-TERM OUTLOOK](#)

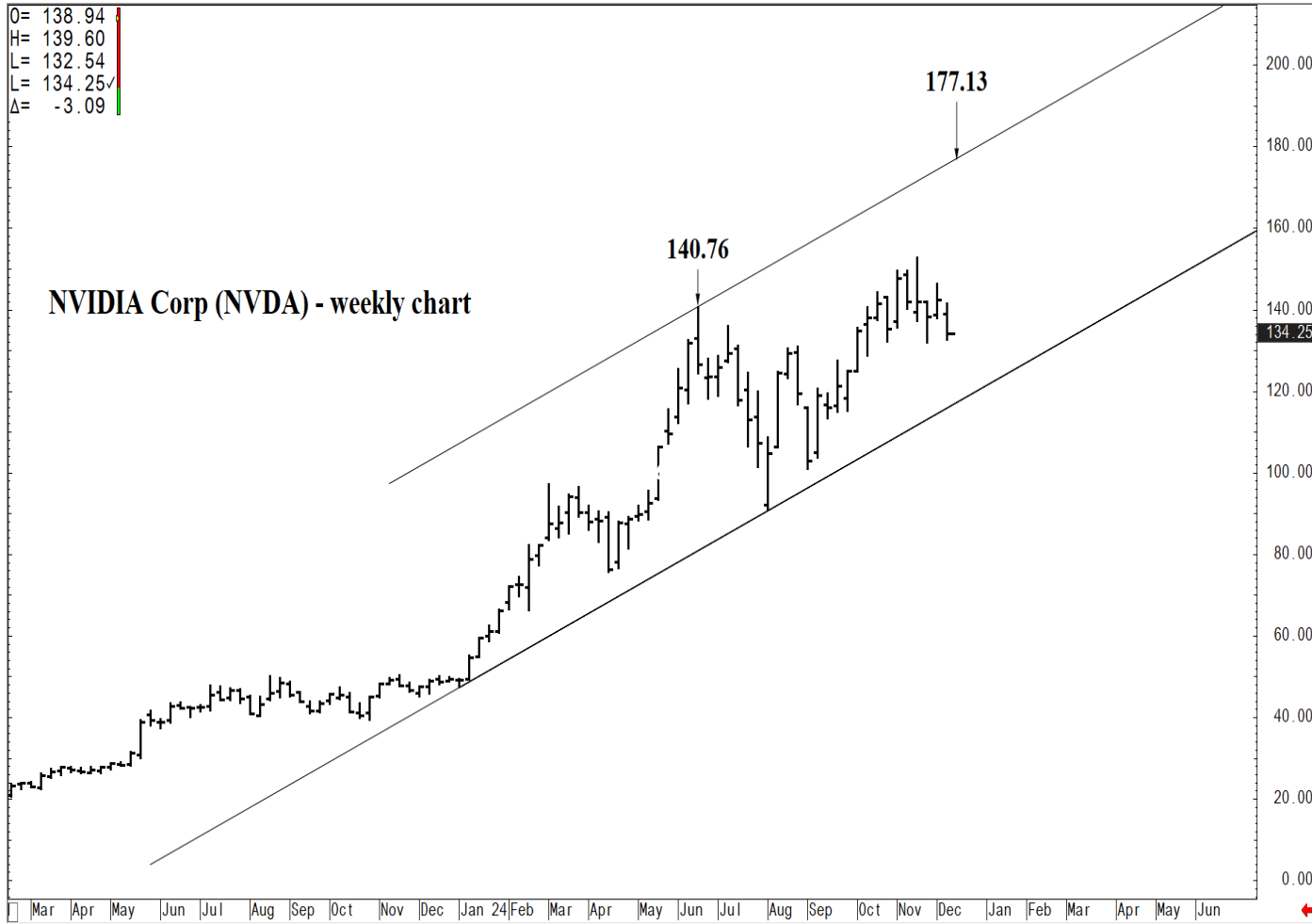
[NEAR-TERM OUTLOOK](#)

[HOME](#)



O= 138.94  
H= 139.60  
L= 132.54  
L= 134.25✓  
Δ= -3.09

### NVIDIA Corp (NVDA) - weekly chart



COG Inc. © 2024 All rights reserved worldwide. <https://www.cog.com>

S:NVDA - NVIDIA Corp, Weekly | Sun Dec 15 2024 07:25:37, COG 24-12.8085

### SUPPORT AND RESISTANCE

**177.13 \*\*\*\*\* Annual contain**

**126.89 \*\*\*\* multi-week contain**

**123.54 \*\*\*\* multi-week contain**

**101.17 \*\*\*\* multi-week contain**

[LONG-TERM OUTLOOK](#)

[MID-TERM OUTLOOK](#)

[NEAR-TERM OUTLOOK](#)

[HOME](#)

O= 138.94  
H= 139.60  
L= 132.54  
L= 134.25  
Δ= -3.09

### NVIDIA Corp (NVDA) - weekly chart



### SUPPORT AND RESISTANCE

**177.13 \*\*\*\*\* Annual contain**

**126.89 \*\*\*\* multi-week contain**  
**123.54 \*\*\*\* multi-week contain**

**101.17 \*\*\*\* multi-week contain**

[LONG-TERM OUTLOOK](#)

[MID-TERM OUTLOOK](#)

[NEAR-TERM OUTLOOK](#)

[HOME](#)

O= 138.94  
H= 139.60  
L= 132.54  
L= 134.25✓  
Δ= -3.09

### NVIDIA Corp (NVDA) - weekly chart



### SUPPORT AND RESISTANCE

**177.13 \*\*\*\*\* Annual contain**

**126.89 \*\*\*\* multi-week contain**  
**123.54 \*\*\*\* multi-week contain**

**101.17 \*\*\*\* multi-week contain**

[LONG-TERM OUTLOOK](#)

[MID-TERM OUTLOOK](#)

[NEAR-TERM OUTLOOK](#)

[HOME](#)

O= 138.94  
H= 139.60  
L= 132.54  
L= 134.25✓  
Δ= -3.09

### NVIDIA Corp (NVDA) - weekly chart



COG Inc. © 2024 All rights reserved worldwide. <https://www.cog.com>

S.NVDA - NVIDIA Corp, Weekly | Sun Dec 15 2024 07:27:27, COG 24.12.8085

### SUPPORT AND RESISTANCE

**177.13 \*\*\*\*\* Annual contain**

**126.89 \*\*\*\* multi-week contain**  
**123.54 \*\*\*\* multi-week contain**

**101.17 \*\*\*\* multi-week contain**

[LONG-TERM OUTLOOK](#)

[MID-TERM OUTLOOK](#)

[NEAR-TERM OUTLOOK](#)

[HOME](#)



# MID-TERM OUTLOOK

## 2-3 Weeks

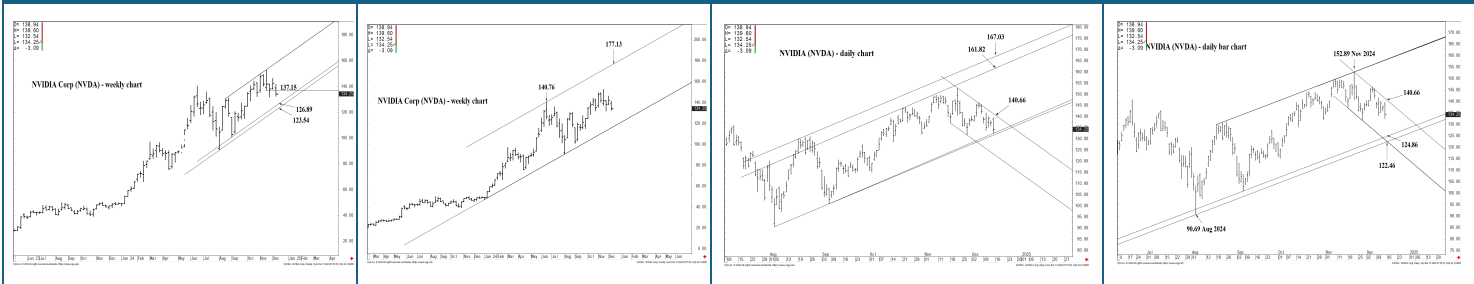
### SUPPORT AND RESISTANCE

**177.13 \*\*\*\*\* Annual contain UP**

**167.03 \*\*\*\* multi-week contain**  
**161.82 \*\*\*\* multi-week contain**

**140.66 \*\*\* weekly containment**  
**137.15 \*\*\* weekly containment DP**

**126.89 \*\*\*\* multi-week contain**  
**123.54 \*\*\*\* multi-week contain DP**



[LONG-TERM OUTLOOK](#)

[MID-TERM OUTLOOK](#)

[NEAR-TERM OUTLOOK](#)

[HOME](#)



O= 138.94  
H= 139.60  
L= 132.54  
L= 134.25  
Δ= -3.09

### NVIDIA Corp (NVDA) - weekly chart



COG Inc. © 2024 All rights reserved worldwide. <https://www.cog.com>

S:NVDA - NVIDIA Corp, Weekly | Sun Dec 15 2024 07:53:35, COG 24.12.8085

### SUPPORT AND RESISTANCE

**177.13 \*\*\*\*\* Annual contain UP**

**167.03 \*\*\*\* multi-week contain**  
**161.82 \*\*\*\* multi-week contain**

**140.66 \*\*\* weekly containment**  
**137.15 \*\*\*\* multi-wk contain DP**

**126.89 \*\*\*\* multi-week contain**  
**123.54 \*\*\*\* multi-week contain DP**

[LONG-TERM OUTLOOK](#)

[MID-TERM OUTLOOK](#)

[NEAR-TERM OUTLOOK](#)

[HOME](#)



O= 138.94  
H= 139.60  
L= 132.54  
C= 134.25  
Δ= -3.09

NVIDIA Corp (NVDA) - weekly chart



**SUPPORT AND RESISTANCE**

**177.13 \*\*\*\*\* Annual contain UP**

**167.03 \*\*\*\* multi-week contain**

**161.82 \*\*\*\* multi-week contain**

**140.66 \*\*\* weekly containment**

**137.15 \*\*\*\* multi-wk contain DP**

**126.89 \*\*\*\* multi-week contain**

**123.54 \*\*\*\* multi-week contain DP**

[LONG-TERM OUTLOOK](#)

[MID-TERM OUTLOOK](#)

[NEAR-TERM OUTLOOK](#)

[HOME](#)

O= 138.94  
 H= 139.60  
 L= 132.54  
 Δ= -3.09

### NVIDIA (NVDA) - daily chart



COG Inc. © 2024 All rights reserved worldwide. <https://www.cog.com>

S:NVDA - NVIDIA Corp, Daily | Sun Dec 15 2024 07:31:50, COG 24.12.8085

### SUPPORT AND RESISTANCE

**177.13 \*\*\*\*\* Annual contain UP**

**167.03 \*\*\*\* multi-week contain**  
**161.82 \*\*\*\* multi-week contain**

**140.66 \*\*\* weekly containment**  
**137.15 \*\*\*\* multi-wk contain DP**

**126.89 \*\*\*\* multi-week contain**  
**123.54 \*\*\*\* multi-week contain DP**

[LONG-TERM OUTLOOK](#)

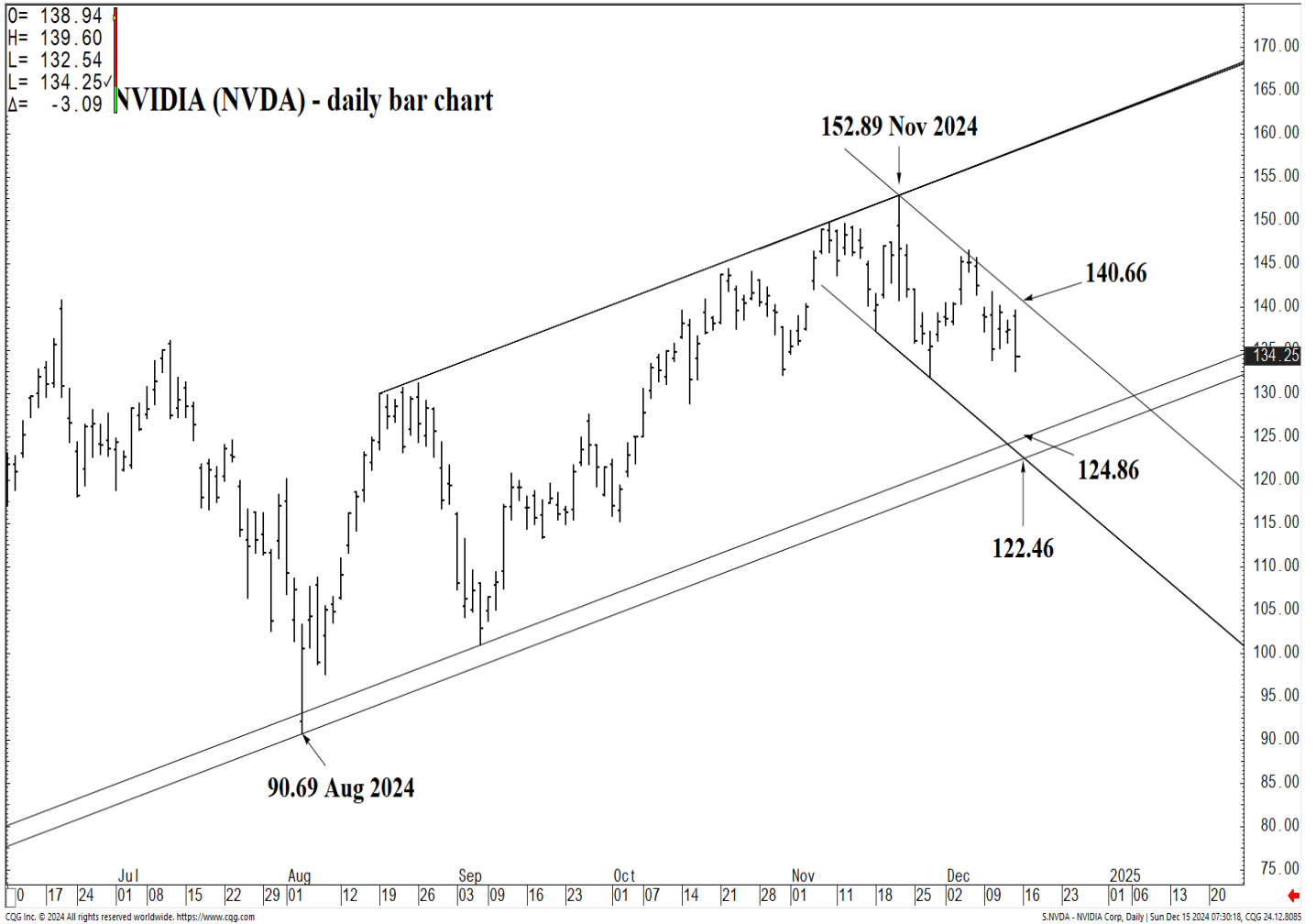
[MID-TERM OUTLOOK](#)

[NEAR-TERM OUTLOOK](#)

[HOME](#)

O= 138.94  
 H= 139.60  
 L= 132.54  
 L= 134.25  
 Δ= -3.09

**NVIDIA (NVDA) - daily bar chart**



**SUPPORT AND RESISTANCE**

**177.13 \*\*\*\*\* Annual contain UP**

**167.03 \*\*\*\* multi-week contain**  
**161.82 \*\*\*\* multi-week contain**

**140.66 \*\*\* weekly containment UP**  
**137.15 \*\*\* weekly containment DP**

**126.89 \*\*\*\* multi-week contain**  
**123.54 \*\*\*\* multi-week contain DP**

[LONG-TERM OUTLOOK](#)

[MID-TERM OUTLOOK](#)

[NEAR-TERM OUTLOOK](#)

[HOME](#)



# NEAR-TERM OUTLOOK

## Today and 3-5 days out

### SUPPORT AND RESISTANCE

**147.01 \*** session containment

144.42 \* minor  
 142.44 \* minor  
 141.60 \* minor

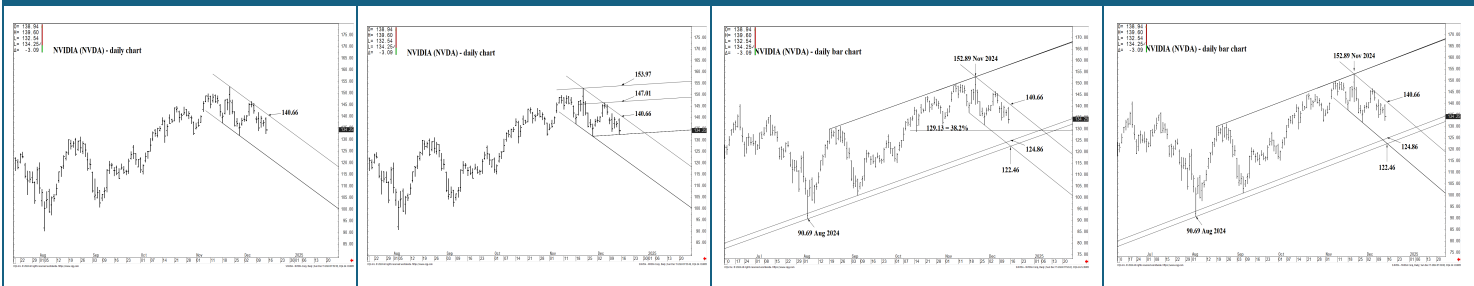
**140.66 \*\*\*** weekly containment UP

139.55 \* minor  
 138.44 \* minor  
 137.15 \* intra-day containment  
 136.55 \* minor  
 135.80 \* minor  
 134.54 \* minor  
 133.62 \* minor  
 131.80 \* minor  
 130.00 \* minor

**129.13 \*** session containment

127.66 \* minor  
 126.17 \* minor

**124.86 \*\*\*\*** multi-week contain  
**122.46 \*\*\*\*** multi-week contain



[LONG-TERM OUTLOOK](#)

[MID-TERM OUTLOOK](#)

[NEAR-TERM OUTLOOK](#)

[HOME](#)



O= 138.94  
 H= 139.60  
 L= 132.54  
 L= 134.25✓  
 Δ= -3.09

## NVIDIA (NVDA) - daily chart



COG Inc. © 2024 All rights reserved worldwide. <https://www.cog.com>

S:NVDA - NVIDIA Corp, Daily | Sun Dec 15 2024 07:52:50, COG 24.12.8085

## SUPPORT AND RESISTANCE

### 147.01 \* session containment

- 144.42 \* minor
- 142.44 \* minor
- 141.60 \* minor

### 140.66 \*\*\* weekly containment UP

- 139.55 \* minor
- 138.44 \* minor
- 137.15 \* intra-day containment
- 136.55 \* minor
- 135.80 \* minor
- 134.54 \* minor
- 133.62 \* minor
- 131.80 \* minor
- 130.00 \* minor

### 129.13 \* session containment

- 127.66 \* minor
- 126.17 \* minor

### 124.86 \*\*\*\* multi-week contain

### 122.46 \*\*\*\* multi-week contain

[LONG-TERM OUTLOOK](#)

[MID-TERM OUTLOOK](#)

[NEAR-TERM OUTLOOK](#)

[HOME](#)

O= 138.94  
H= 139.60  
L= 132.54  
L= 134.25✓  
Δ= -3.09

## NVIDIA (NVDA) - daily chart



### SUPPORT AND RESISTANCE

#### 147.01 \* session containment

- 144.42 \* minor
- 142.44 \* minor
- 141.60 \* minor

#### 140.66 \*\*\* weekly containment UP

- 139.55 \* minor
- 138.44 \* minor
- 137.15 \* intra-day containment
- 136.55 \* minor
- 135.80 \* minor
- 134.54 \* minor
- 133.62 \* minor
- 131.80 \* minor
- 130.00 \* minor

#### 129.13 \* intra-day containment

- 127.66 \* minor
- 126.17 \* minor

#### 124.86 \*\*\*\* multi-week contain

#### 122.46 \*\*\*\* multi-week contain

[LONG-TERM OUTLOOK](#)

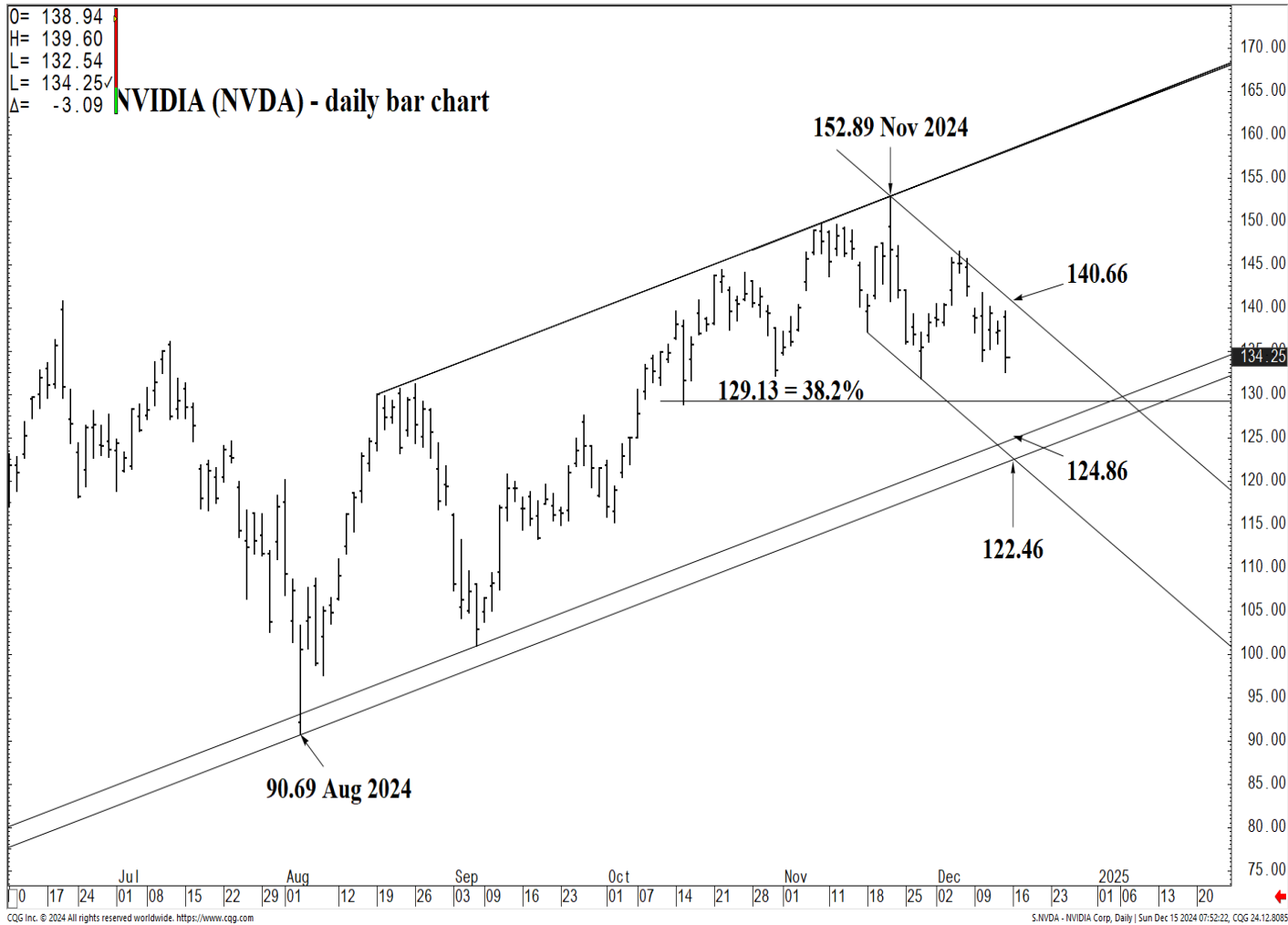
[MID-TERM OUTLOOK](#)

[NEAR-TERM OUTLOOK](#)

[HOME](#)

O= 138.94  
 H= 139.60  
 L= 132.54  
 L= 134.25 ✓  
 Δ= -3.09

**NVIDIA (NVDA) - daily bar chart**



COG Inc. © 2024 All rights reserved worldwide. <https://www.cog.com>

S:NVDA - NVIDIA Corp, Daily | Sun Dec 15 2024 07:52:22, COG 24.12.8085

**SUPPORT AND RESISTANCE**

**147.01 \* session containment**

- 144.42 \* minor
- 142.44 \* minor
- 141.60 \* minor

**140.66 \*\*\* weekly containment UP**

- 139.55 \* minor
- 138.44 \* minor
- 137.15 \* intra-day containment
- 136.55 \* minor
- 135.80 \* minor
- 134.54 \* minor
- 133.62 \* minor
- 131.80 \* minor
- 130.00 \* minor

**129.13 \* intra-day containment**

- 127.66 \* minor
- 126.17 \* minor

**124.86 \*\*\*\* multi-week contain**

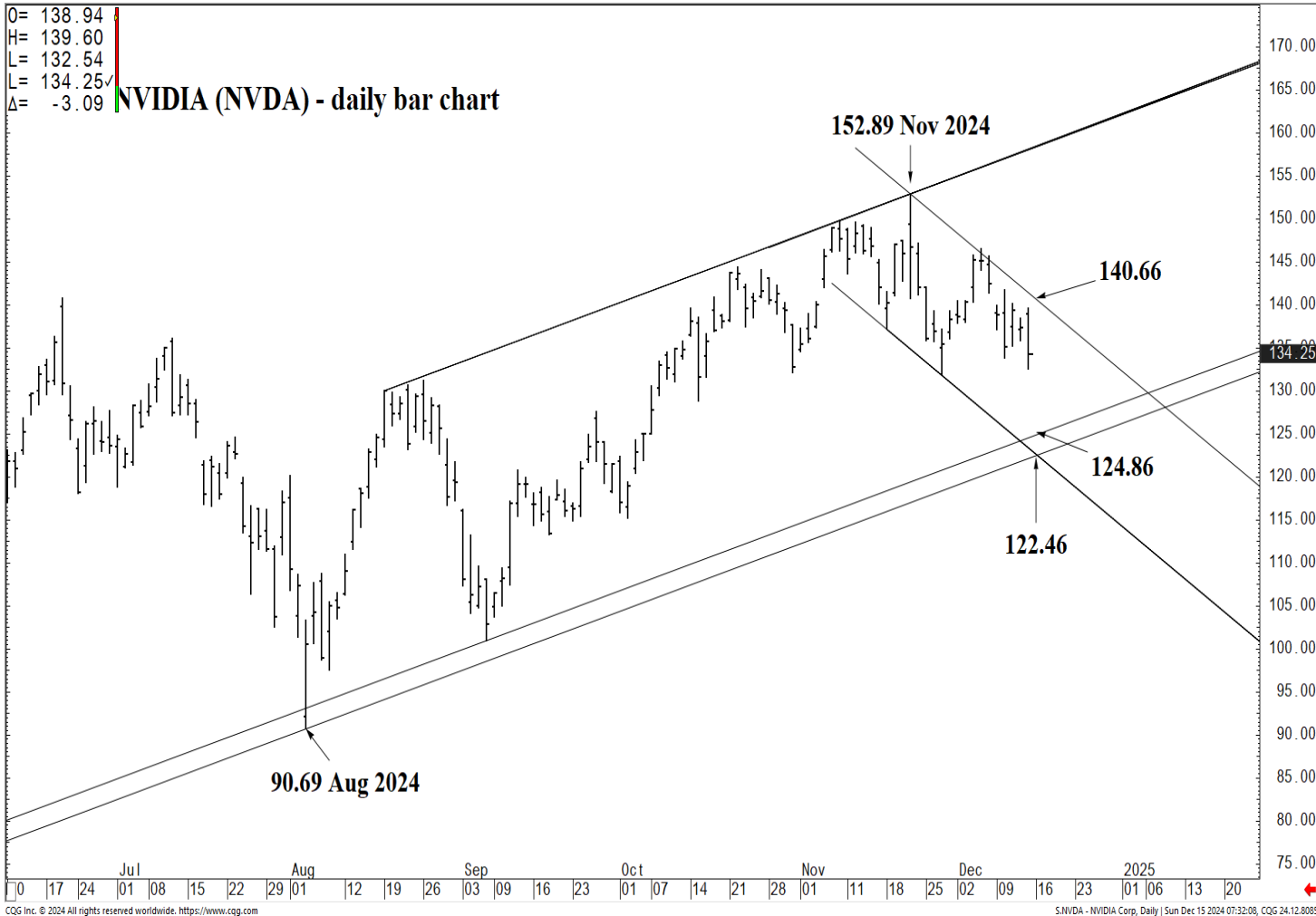
**122.46 \*\*\*\* multi-week contain**

[LONG-TERM OUTLOOK](#)

[MID-TERM OUTLOOK](#)

[NEAR-TERM OUTLOOK](#)

[HOME](#)



## SUPPORT AND RESISTANCE

### 147.01 \* session containment

- 144.42 \* minor
- 142.44 \* minor
- 141.60 \* minor

### 140.66 \*\*\* weekly containment UP

- 139.55 \* minor
- 138.44 \* minor
- 137.15 \* intra-day containment
- 136.55 \* minor
- 135.80 \* minor
- 134.54 \* minor
- 133.62 \* minor
- 131.80 \* minor
- 130.00 \* minor

### 129.13 \* intra-day containment

- 127.66 \* minor
- 126.17 \* minor

### 124.86 \*\*\*\* multi-week contain

### 122.46 \*\*\*\* multi-week contain

[LONG-TERM OUTLOOK](#)

[MID-TERM OUTLOOK](#)

[NEAR-TERM OUTLOOK](#)

[HOME](#)