



WICKED STOCKS

WICKED STOCKS

Daily NVIDIA Report

MONDAY, DECEMBER 2, 2024

[LONG-TERM OUTLOOK](#)

[MID-TERM OUTLOOK](#)

[NEAR-TERM OUTLOOK](#)

[HOME](#)



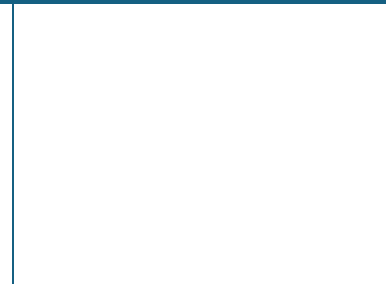
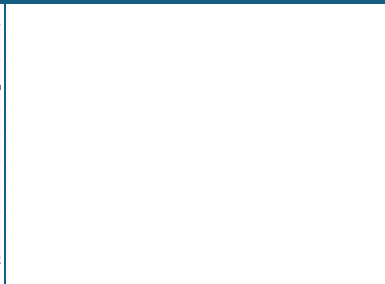
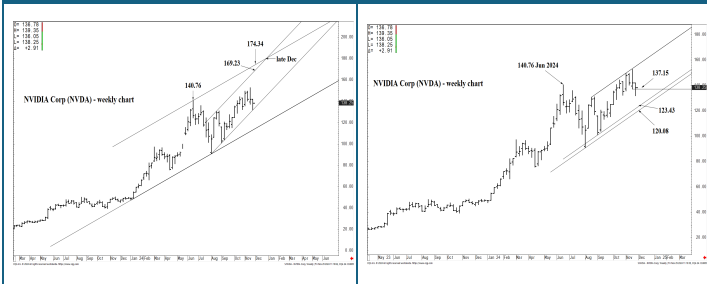
LONG-TERM OUTLOOK

2-3 Months

SUPPORT AND RESISTANCE

174.34 *** Annual contain**
169.23 *** multi-week contain**

123.43 ** multi-week contain**
120.08 ** multi-week contain**



[LONG-TERM OUTLOOK](#)

[MID-TERM OUTLOOK](#)

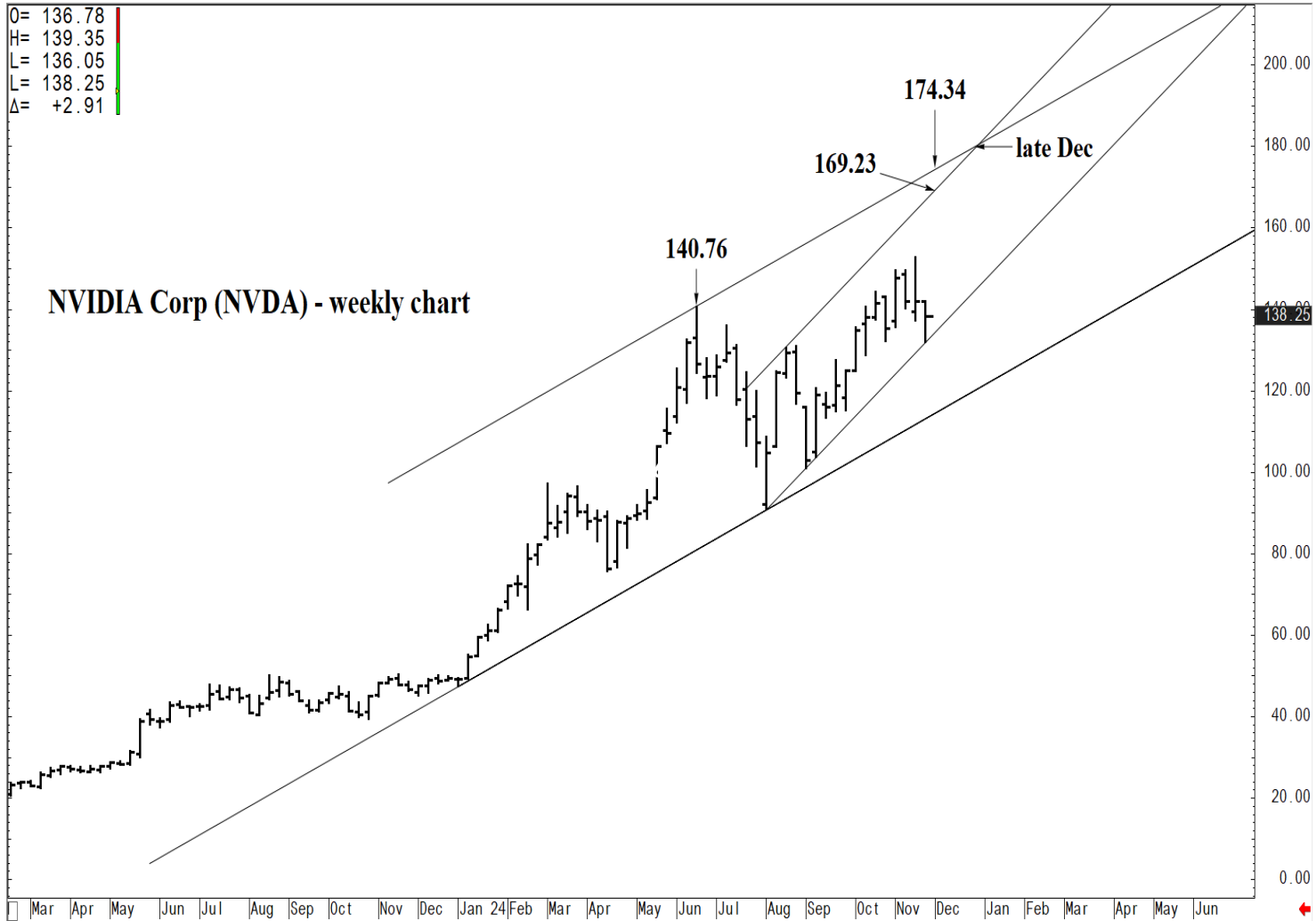
[NEAR-TERM OUTLOOK](#)

[HOME](#)



O= 136.78
H= 139.35
L= 136.05
L= 138.25
Δ= +2.91

NVIDIA Corp (NVDA) - weekly chart



SUPPORT AND RESISTANCE

174.34 *** Annual contain**
169.23 *** multi-week contain**

123.43 *** multi-week contain**
120.08 *** multi-week contain**

[LONG-TERM OUTLOOK](#)

[MID-TERM OUTLOOK](#)

[NEAR-TERM OUTLOOK](#)

[HOME](#)



SUPPORT AND RESISTANCE

174.34 *** Annual contain**
169.23 *** multi-week contain**

123.43 *** multi-week contain**
120.08 *** multi-week contain**

CGG Inc. © 2024 All rights reserved worldwide. <https://www.cgg.com> S:\NVDA - NVIDIA Corp, Weekly | Fri Nov 29 2024 11:19:30, CGG 24.12.8085

[LONG-TERM OUTLOOK](#)

[MID-TERM OUTLOOK](#)

[NEAR-TERM OUTLOOK](#)

[HOME](#)

SUPPORT AND RESISTANCE

174.34 *** Annual contain**
169.23 ** multi-week contain**

123.43 ** multi-week contain**
120.08 ** multi-week contain**

[LONG-TERM OUTLOOK](#)

[MID-TERM OUTLOOK](#)

[NEAR-TERM OUTLOOK](#)

[HOME](#)

SUPPORT AND RESISTANCE

174.34 *** Annual contain**
169.23 ** multi-week contain**

123.43 ** multi-week contain**
120.08 ** multi-week contain**

[LONG-TERM OUTLOOK](#)

[MID-TERM OUTLOOK](#)

[NEAR-TERM OUTLOOK](#)

[HOME](#)



MID-TERM OUTLOOK

2-3 Weeks

SUPPORT AND RESISTANCE

174.34 *** Annual contain UP**

169.23 *** multi-week contain**

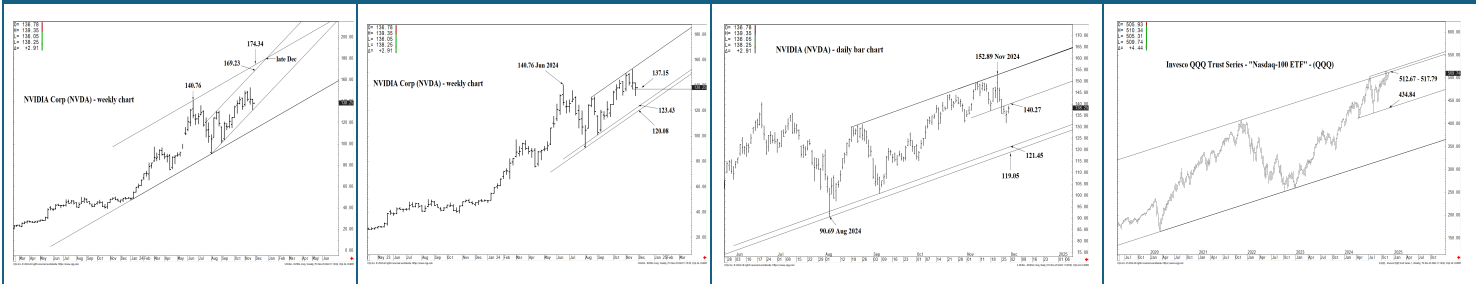
162.12 *** multi-week contain**

140.27 *** multi-wk contain UP**

137.15 *** multi-wk contain DP**

123.43 *** multi-week contain**

120.08 *** multi-week contain DP**



[LONG-TERM OUTLOOK](#)

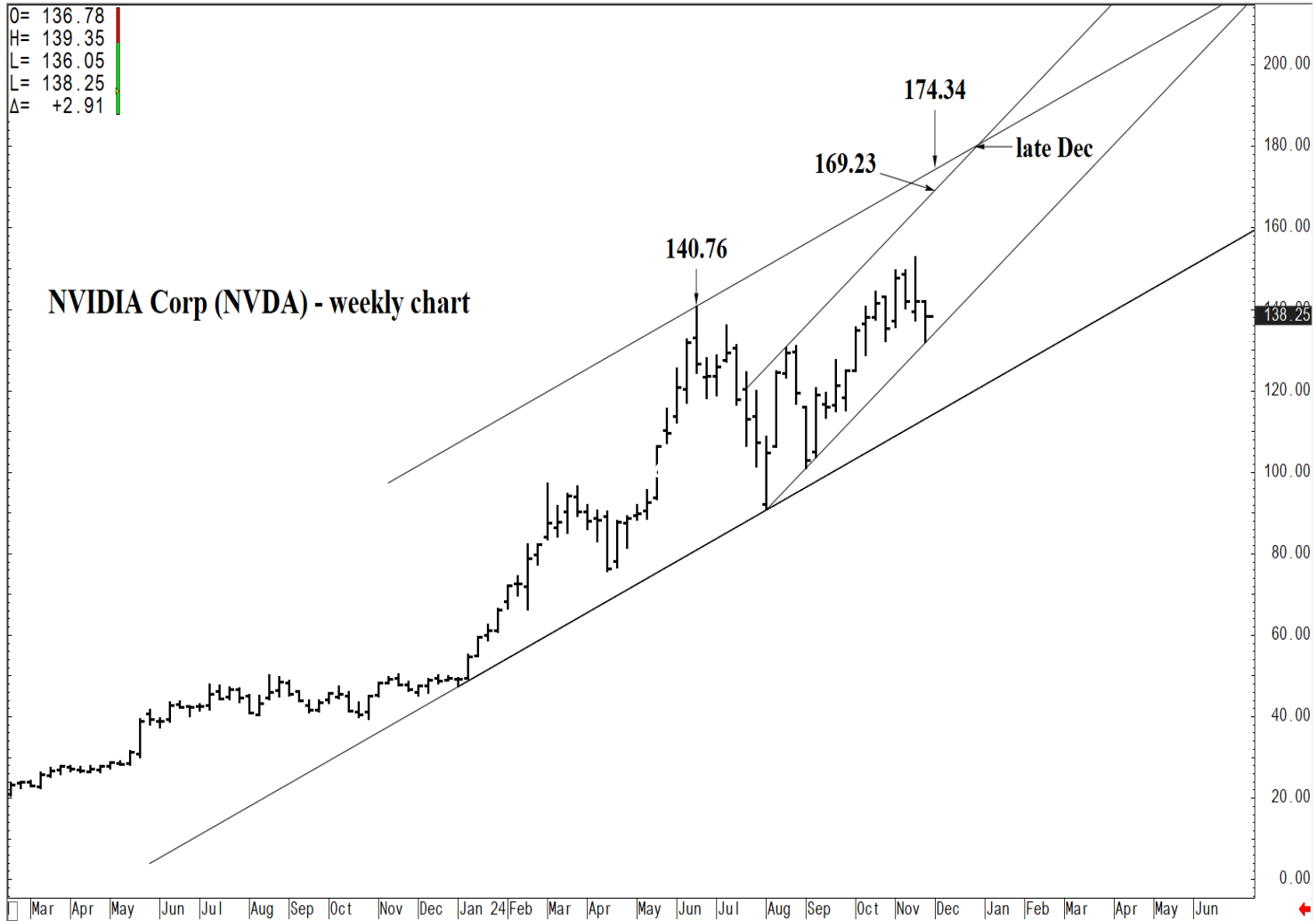
[MID-TERM OUTLOOK](#)

[NEAR-TERM OUTLOOK](#)

[HOME](#)

O= 136.78
 H= 139.35
 L= 136.05
 L= 138.25
 Δ= +2.91

NVIDIA Corp (NVDA) - weekly chart



COG Inc. © 2024 All rights reserved worldwide. <https://www.cog.com>

S.NVDA - NVIDIA Corp, Weekly | Fri Nov 29 2024 11:19:04, COG 24.12.8085

SUPPORT AND RESISTANCE

174.34 *** Annual contain UP**

169.23 ** multi-week contain**

162.12 ** multi-week contain**

140.76 ** multi-wk contain UP**

137.15 ** multi-wk contain DP**

123.43 ** multi-week contain**

120.08 ** multi-week contain DP**

[LONG-TERM OUTLOOK](#)

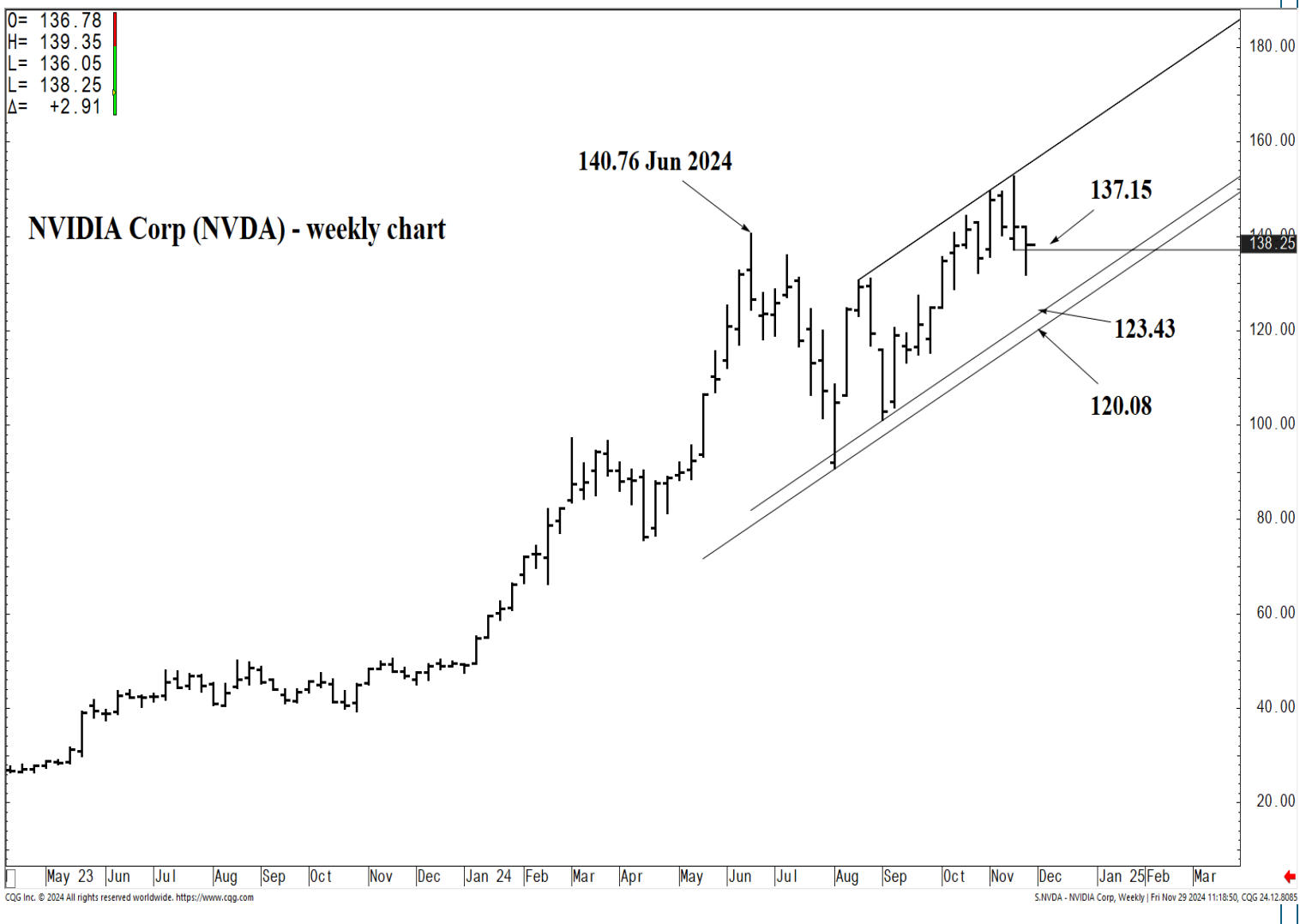
[MID-TERM OUTLOOK](#)

[NEAR-TERM OUTLOOK](#)

[HOME](#)

O= 136.78
 H= 139.35
 L= 136.05
 L= 138.25
 Δ= +2.91

NVIDIA Corp (NVDA) - weekly chart



SUPPORT AND RESISTANCE	
174.34 *****	Annual contain UP
169.23 ****	multi-week contain
162.12 ****	multi-week contain
140.27 ****	multi-wk contain UP
137.15 ****	multi-wk contain DP
123.43 ****	multi-week contain
120.08 ****	multi-week contain DP

May 23 Jun Jul Aug Sep Oct Nov Dec Jan 24 Feb Mar Apr May Jun Jul Aug Sep Oct Nov Dec Jan 25 Feb Mar
 CQG Inc. © 2024 All rights reserved worldwide. <https://www.cqg.com> S.NVDA - NVIDIA Corp, Weekly | Fri Nov 29 2024 11:18:50, CQG 24.12.8085

[LONG-TERM OUTLOOK](#)

[MID-TERM OUTLOOK](#)

[NEAR-TERM OUTLOOK](#)

[HOME](#)

O= 136.78
 H= 139.35
 L= 136.05
 Δ= +2.91

NVIDIA (NVDA) - daily bar chart



SUPPORT AND RESISTANCE

174.34 *** Annual contain UP**

169.23 ** multi-week contain**
162.12 ** multi-week contain**

140.27 ** multi-wk contain UP**
137.15 ** multi-wk contain DP**

123.43 ** multi-week contain**
120.08 ** multi-week contain DP**

[LONG-TERM OUTLOOK](#)

[MID-TERM OUTLOOK](#)

[NEAR-TERM OUTLOOK](#)

[HOME](#)

O= 505.93
 H= 510.34
 L= 505.31
 L= 509.74
 Δ= +4.44

Invesco QQQ Trust Series - "Nasdaq-100 ETF" - (QQQ)



CGG Inc. © 2024 All rights reserved worldwide. <https://www.cgg.com>

5:QQQ - Invesco QQQ Trust Series 1, Weekly | Fri Nov 29 2024 11:18:26, CGG 24.12.8085

SUPPORT AND RESISTANCE

174.34 *** Annual contain UP**

169.23 ** multi-week contain**
162.12 ** multi-week contain**

140.27 ** multi-wk contain UP**
137.15 ** multi-wk contain DP**

123.43 ** multi-week contain**
120.08 ** multi-week contain DP**

[LONG-TERM OUTLOOK](#)

[MID-TERM OUTLOOK](#)

[NEAR-TERM OUTLOOK](#)

[HOME](#)

NEAR-TERM OUTLOOK

Today and 3-5 days out

SUPPORT AND RESISTANCE

148.88 * session containment

146.37 * minor
 144.83 * intra-day containment
 142.35 * minor
 140.70 * minor

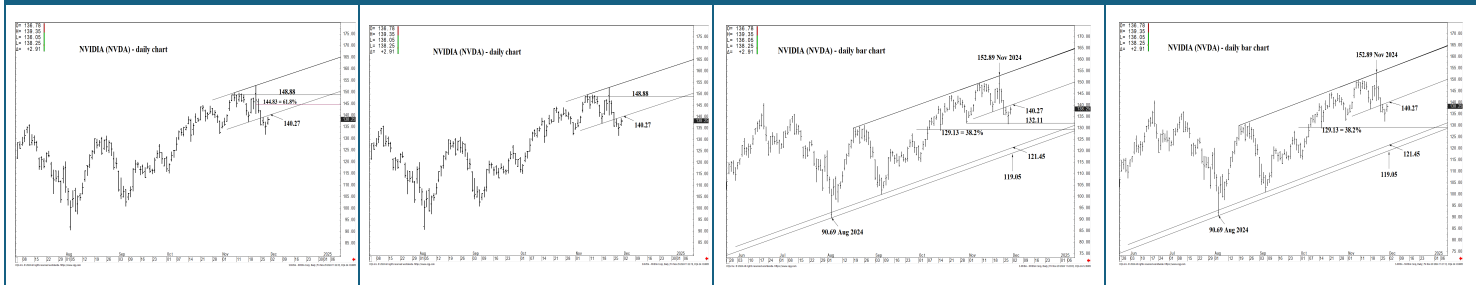
140.27 ** multi-wk contain DP**
137.15 ** multi-wk contain DP**

136.05 * minor
 135.34 * minor
 134.68 * minor
 132.11 * intra-day containment
 131.26 * minor

129.13 * session containment

127.66 * minor
 124.94 * minor
 122.85 * minor

121.45 ** multi-week contain**
119.05 ** multi-week contain**



[LONG-TERM OUTLOOK](#)

[MID-TERM OUTLOOK](#)

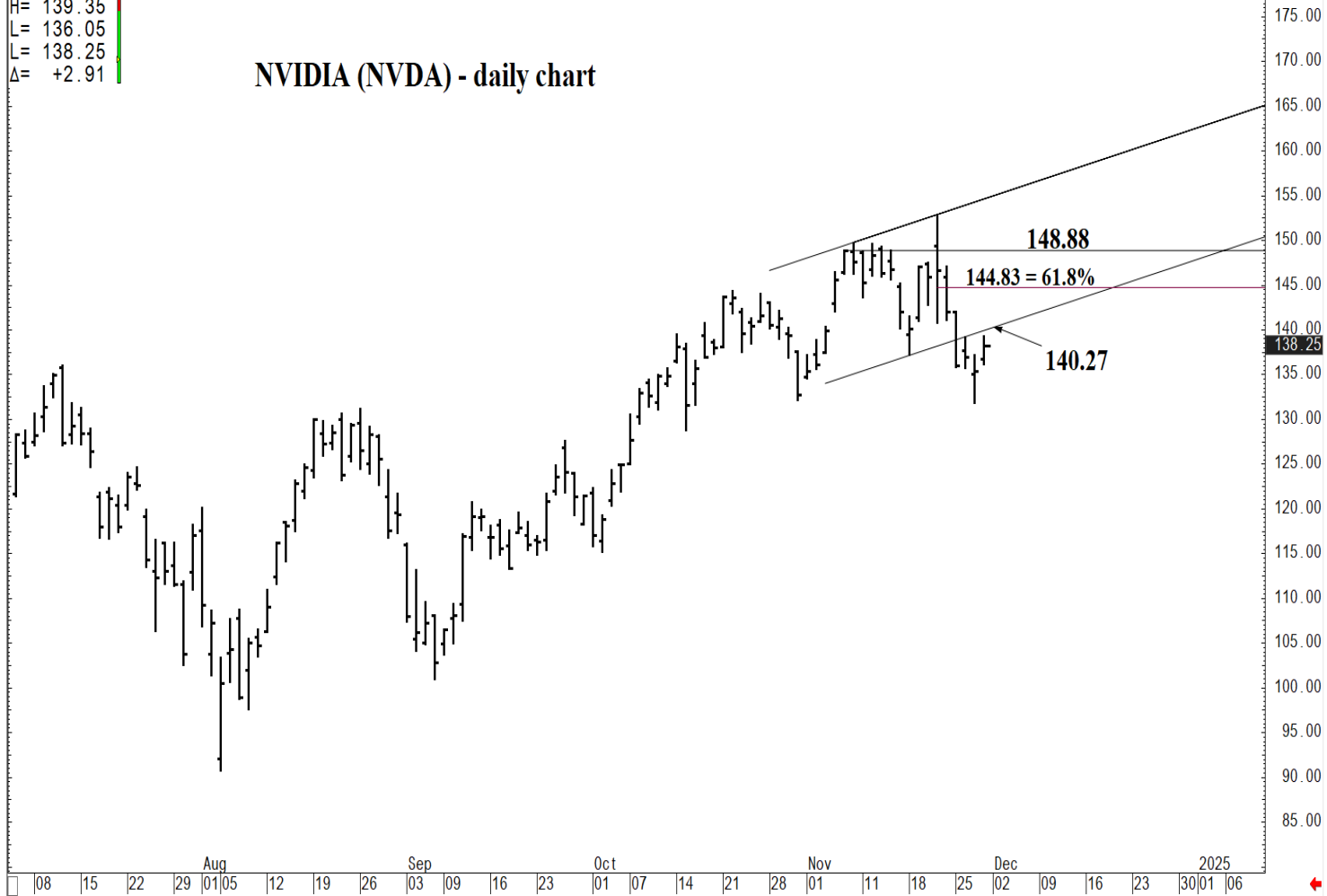
[NEAR-TERM OUTLOOK](#)

[HOME](#)



O= 136.78
 H= 139.35
 L= 136.05
 L= 138.25
 Δ= +2.91

NVIDIA (NVDA) - daily chart



COG Inc. © 2024 All rights reserved worldwide. <https://www.cog.com>

S.NVDA - NVIDIA Corp, Daily | Fri Nov 29 2024 11:22:33, COG 24-12.8085

SUPPORT AND RESISTANCE

- 148.88 * session containment**
- 146.37 * minor
- 144.83 * intra-day containment
- 142.35 * minor
- 140.70 * minor
- 140.27 **** multi-wk contain DP**
- 137.15 **** multi-wk contain DP**
- 136.05 * minor
- 135.34 * minor
- 134.68 * minor
- 132.11 * intra-day containment
- 131.26 * minor
- 129.13 * session containment**
- 127.66 * minor
- 124.94 * minor
- 122.85 * minor
- 121.45 **** multi-week contain**
- 119.05 **** multi-week contain**

[LONG-TERM OUTLOOK](#)

[MID-TERM OUTLOOK](#)

[NEAR-TERM OUTLOOK](#)

[HOME](#)



SUPPORT AND RESISTANCE

148.88 * session containment
146.37 * minor
144.83 * intra-day containment
142.35 * minor
140.70 * minor
140.27 **** multi-wk contain DP
137.15 **** multi-wk contain DP
136.05 * minor
135.34 * minor
134.68 * minor
132.11 * intra-day containment
131.26 * minor
129.13 * session containment
127.66 * minor
124.94 * minor
122.85 * minor
121.45 **** multi-week contain
119.05 **** multi-week contain

[LONG-TERM OUTLOOK](#)

[MID-TERM OUTLOOK](#)

[NEAR-TERM OUTLOOK](#)

[HOME](#)

O= 136.78
 H= 139.35
 L= 136.05
 Δ= +2.91

NVIDIA (NVDA) - daily bar chart



SUPPORT AND RESISTANCE

- 148.88 * session containment**
- 146.37 * minor
- 144.83 * intra-day containment
- 142.35 * minor
- 140.70 * minor
- 140.27 **** multi-wk contain DP**
- 137.15 **** multi-wk contain DP**
- 136.05 * minor
- 135.34 * minor
- 134.68 * minor
- 132.11 * intra-day containment
- 131.26 * minor
- 129.13 * session containment**
- 127.66 * minor
- 124.94 * minor
- 122.85 * minor
- 121.45 **** multi-week contain**
- 119.05 **** multi-week contain**

[LONG-TERM OUTLOOK](#)

[MID-TERM OUTLOOK](#)

[NEAR-TERM OUTLOOK](#)

[HOME](#)

O= 136.78
 H= 139.35
 L= 136.05
 Δ= +2.91

NVIDIA (NVDA) - daily bar chart



SUPPORT AND RESISTANCE

- 148.88 * session containment**
- 146.37 * minor
- 144.83 * intra-day containment
- 142.35 * minor
- 140.70 * minor
- 140.27 **** multi-wk contain DP**
- 137.15 **** multi-wk contain DP**
- 136.05 * minor
- 135.34 * minor
- 134.68 * minor
- 132.11 * intra-day containment
- 131.26 * minor
- 129.13 * session containment**
- 127.66 * minor
- 124.94 * minor
- 122.85 * minor
- 121.45 **** multi-week contain**
- 119.05 **** multi-week contain**

COG Inc. © 2024 All rights reserved worldwide. <https://www.cog.com> S.NVDA - NVIDIA Corp, Daily | Fri Nov 29 2024 11:21:13, COG 24.12.8085

LONG-TERM OUTLOOK	MID-TERM OUTLOOK	NEAR-TERM OUTLOOK	HOME
-----------------------------------	----------------------------------	-----------------------------------	----------------------