



# WICKED STOCKS

DIRECTIONAL CLARITY FOR THE ACTIVE INVESTOR

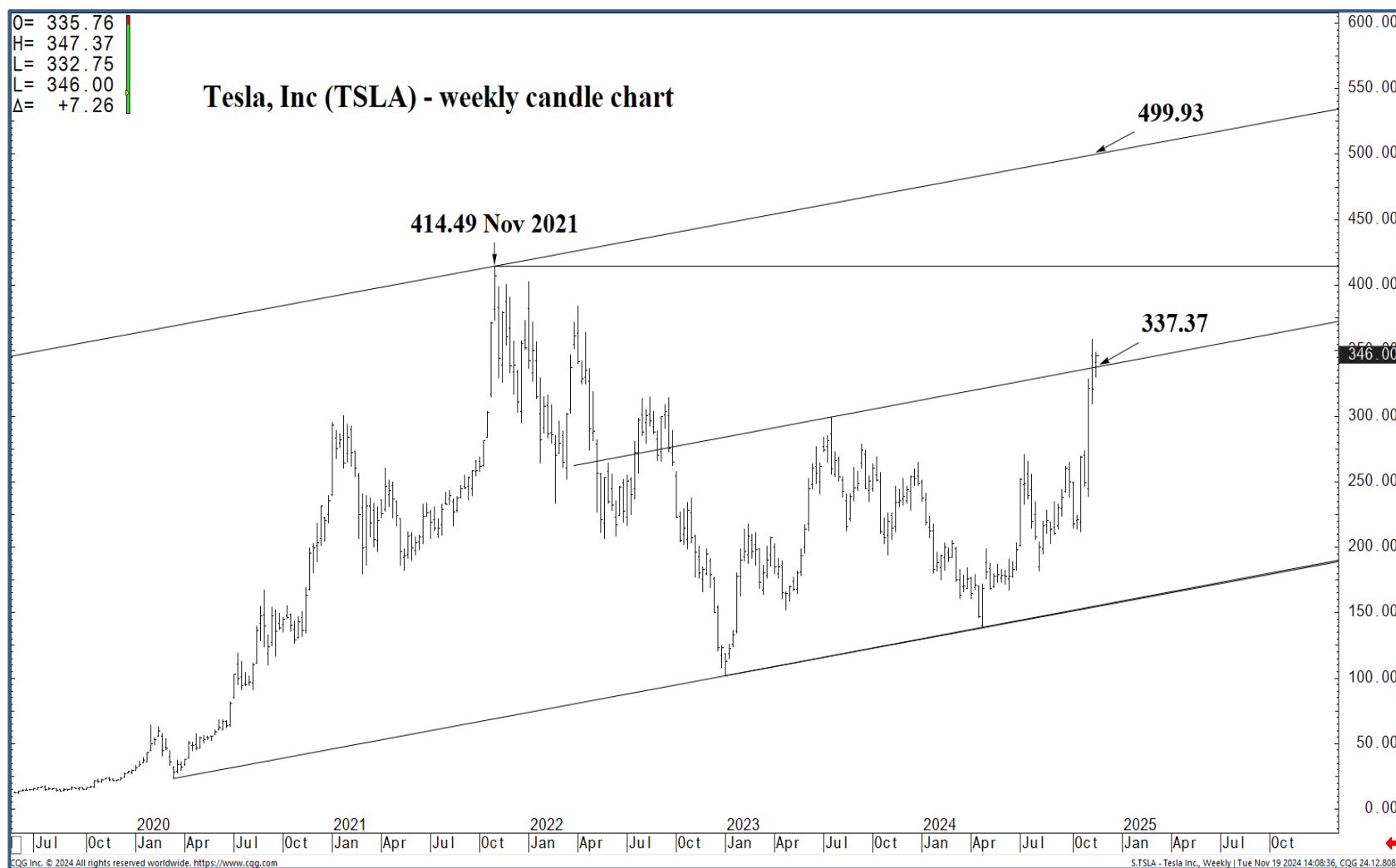


## Support and Resistance

- 384.29** \* session containment
- 377.52 \* minor
- 370.00 \* minor
- 365.77** \* session containment
- 358.64 \* minor
- 350.00 \* intra-day containment UP
- 344.83 \* minor
- 340.75 \* 1% above 337.37
- 338.11** \*\*\*\* multi-week contain
- 337.37** \*\*\*\* multi-week contain
- 333.52 \* minor
- 330.01 \* intra-day containment DP
- 324.67 \* minor
- 320.72 \* minor
- 316.49 \* minor
- 311.18** \* session containment
- 306.61 \* minor
- 302.86 \* intra-day containment
- 295.21 \* minor
- 293.34 \* minor
- 289.59 \* minor
- 284.75** \*\*\* weekly containment
- 275.70** \*\*\* weekly containment

O= 335.76  
 H= 347.37  
 L= 332.75  
 C= 346.00  
 Δ= +7.26

# Tesla, Inc (TSLA) - weekly candle chart



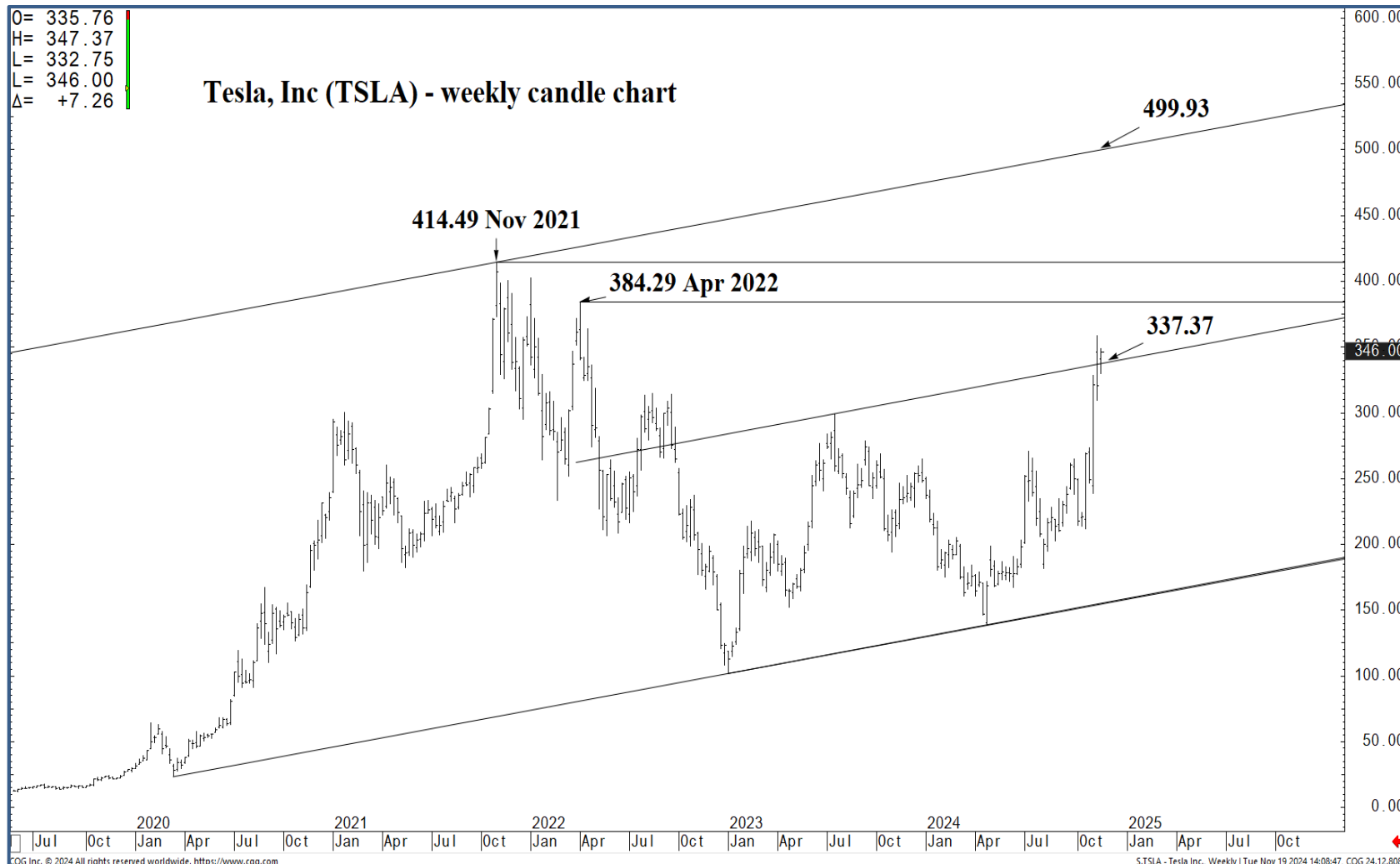
## Support and Resistance

- 384.29** \* session containment
- 377.52 \* minor
- 370.00 \* minor
- 365.77** \* session containment
- 358.64 \* minor
- 350.00 \* intra-day containment UP
- 344.83 \* minor
- 340.75 \* 1% above 337.37
- 338.11** \*\*\*\* multi-week contain
- 337.37** \*\*\*\* multi-week contain
- 333.52 \* minor
- 330.01 \* intra-day containment DP
- 324.67 \* minor
- 320.72 \* minor
- 316.49 \* minor
- 311.18** \* session containment
- 306.61 \* minor
- 302.86 \* intra-day containment
- 295.30 \* minor
- 289.59 \* minor
- 284.75** \*\*\* weekly containment
- 275.70** \*\*\* weekly containment



O= 335.76  
 H= 347.37  
 L= 332.75  
 C= 346.00  
 Δ= +7.26

# Tesla, Inc (TSLA) - weekly candle chart



## Support and Resistance

- 384.29** \* session containment
- 377.52 \* minor
- 370.00 \* minor
- 365.77** \* session containment
- 358.64 \* minor
- 350.00 \* intra-day containment UP
- 344.83 \* minor
- 340.75 \* 1% above 337.37
- 338.11** \*\*\*\* multi-week contain
- 337.37** \*\*\*\* multi-week contain
- 333.52 \* minor
- 330.01 \* intra-day containment DP
- 324.67 \* minor
- 320.72 \* minor
- 316.49 \* minor
- 311.18** \* session containment
- 306.61 \* minor
- 302.86 \* intra-day containment
- 295.30 \* minor
- 289.59 \* minor
- 284.75** \*\*\* weekly containment
- 275.70** \*\*\* weekly containment

2020 Jul Oct Jan Apr Jul Oct 2021 Jan Apr Jul Oct 2022 Jan Apr Jul Oct 2023 Jan Apr Jul Oct 2024 Jan Apr Jul Oct 2025 Jan Apr Jul Oct

COG Inc. © 2024 All rights reserved worldwide. <https://www.cog.com>

S:TSLA - Tesla Inc., Weekly | Tue Nov 19 2024 14:08:47, COG 24.12.8088



O= 335.76  
 H= 347.37  
 L= 332.75  
 L= 346.00  
 Δ= +7.26

Tesla Inc. (TSLA) - weekly bar chart



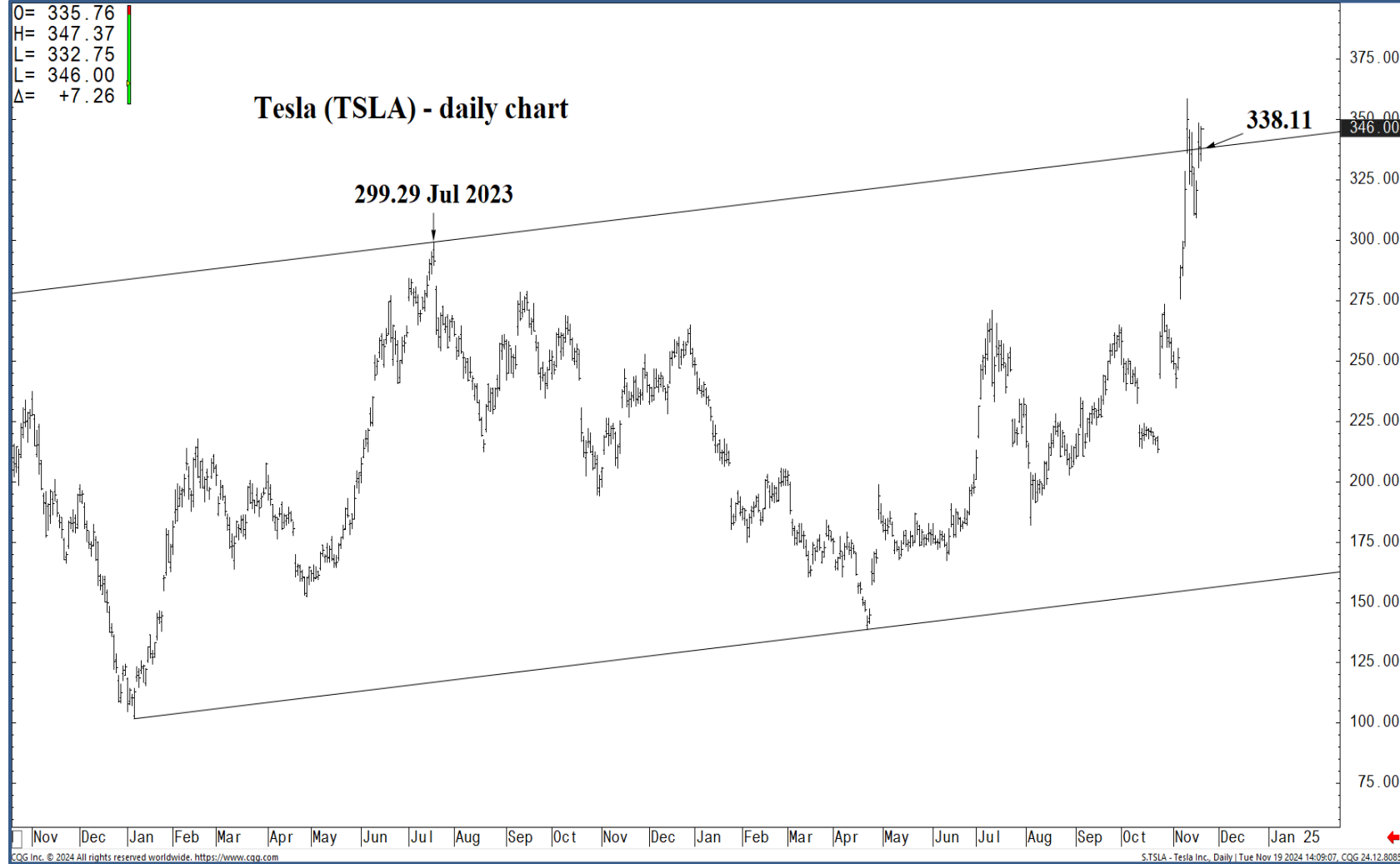
**Support and Resistance**

- 384.29** \* session containment
- 377.52 \* minor
- 370.00 \* minor
- 365.77** \* session containment
- 358.64 \* minor
- 350.00 \* intra-day containment UP
- 344.83 \* minor
- 340.75 \* 1% above 337.37
- 338.11** \*\*\*\* multi-week contain
- 337.37** \*\*\*\* multi-week contain
- 333.52 \* minor
- 330.01 \* intra-day containment DP
- 324.67 \* minor
- 320.72 \* minor
- 316.49 \* minor
- 311.18** \* session containment
- 306.61 \* minor
- 302.86 \* intra-day containment
- 295.30 \* minor
- 289.59 \* minor
- 284.75** \*\*\* weekly containment
- 275.70** \*\*\* weekly containment



O= 335.76  
 H= 347.37  
 L= 332.75  
 L= 346.00  
 Δ= +7.26

# Tesla (TSLA) - daily chart



Support and Resistance	
<b>384.29</b> *	session containment
377.52 *	minor
370.00 *	minor
<b>365.77</b> *	session containment
358.64 *	minor
350.00 *	intra-day containment UP
344.83 *	minor
340.75 *	1% above 337.37
<b>338.11</b> ****	multi-week contain
<b>337.37</b> ****	multi-week contain
333.52 *	minor
330.01 *	intra-day containment DP
324.67 *	minor
320.72 *	minor
316.49 *	minor
<b>311.18</b> *	session containment
306.61 *	minor
302.86 *	intra-day containment
295.30 *	minor
289.59 *	minor
<b>284.75</b> ***	weekly containment
<b>275.70</b> ***	weekly containment

Nov Dec Jan Feb Mar Apr May Jun Jul Aug Sep Oct Nov Dec Jan Feb Mar Apr May Jun Jul Aug Sep Oct Nov Dec Jan 25  
 CQG Inc. © 2024 All rights reserved worldwide. <https://www.cqg.com> S:TSLA - Tesla Inc., Daily | Tue Nov 19 2024 14:09:07, CQG 24.12.8085



O= 335.76  
H= 347.37  
L= 332.75  
L= 346.00  
Δ= +7.26

# Tesla (TSLA) - daily chart



375.00  
350.00  
346.00  
325.00  
300.00  
275.00  
250.00  
225.00  
200.00  
175.00  
150.00  
125.00  
100.00  
75.00

## Support and Resistance

- 384.29 \* session containment
- 377.52 \* minor
- 370.00 \* minor
- 365.77 \* session containment
- 358.64 \* minor
- 350.00 \* intra-day containment UP
- 344.83 \* minor
- 340.75 \* 1% above 337.37
- 338.11 \*\*\*\* multi-week contain
- 337.37 \*\*\*\* multi-week contain
- 333.52 \* minor
- 330.01 \* intra-day containment DP
- 324.67 \* minor
- 320.72 \* minor
- 316.49 \* minor
- 311.18 \* session containment
- 306.61 \* minor
- 302.86 \* intra-day containment
- 295.30 \* minor
- 289.59 \* minor
- 284.75 \*\*\* weekly containment
- 275.70 \*\*\* weekly containment

Nov Dec Jan Feb Mar Apr May Jun Jul Aug Sep Oct Nov Dec Jan Feb Mar Apr May Jun Jul Aug Sep Oct Nov Dec Jan 25



O= 335.76  
 H= 347.37  
 L= 332.75  
 C= 346.00  
 Δ= +7.26

# Tesla Inc. (TSLA) - daily bar chart



## Support and Resistance

- 384.29** \* session containment
- 377.52 \* minor
- 370.00 \* minor
- 365.77** \* session containment
- 358.64 \* minor
- 350.00 \* intra-day containment UP
- 344.83 \* minor
- 346.00
- 340.75 \* 1% above 337.37
- 338.11** \*\*\*\* multi-week contain
- 337.37** \*\*\*\* multi-week contain
- 333.52 \* minor
- 330.01 \* intra-day containment DP
- 324.67 \* minor
- 320.72 \* minor
- 316.49 \* minor
- 311.18** \* session containment
- 306.61 \* minor
- 302.86 \* intra-day containment
- 295.30 \* minor
- 289.59 \* minor
- 284.75** \*\*\* weekly containment
- 275.70** \*\*\* weekly containment

May 24 Jun Jul Aug Sep Oct Nov Dec Jan 25

COG Inc. © 2024 All rights reserved worldwide. <https://www.cqg.com>

S:TSLA - Tesla Inc., Daily | Tue Nov 19 2024 14:11:03, COG 24.12.8083



O= 335.76  
 H= 347.37  
 L= 332.75  
 L= 346.00  
 Δ= +7.26

# Tesla Inc. (TSLA) - daily bar chart

384.29 Apr 2022 high



## Support and Resistance

- 384.29** \* session containment
- 377.52 \* minor
- 370.00 \* minor
- 365.77** \* session containment
- 358.64 \* minor
- 350.00 \* intra-day containment UP
- 344.83 \* minor
- 340.75 \* 1% above 337.37
- 338.11** \*\*\*\* multi-week contain
- 337.37** \*\*\*\* multi-week contain
- 333.52 \* minor
- 330.01 \* intra-day containment DP
- 324.67 \* minor
- 320.72 \* minor
- 316.49 \* minor
- 311.18** \* session containment
- 306.61 \* minor
- 302.86 \* intra-day containment
- 295.30 \* minor
- 289.59 \* minor
- 284.75** \*\*\* weekly containment
- 275.70** \*\*\* weekly containment





O= 335.76  
 H= 347.37  
 L= 332.75  
 C= 346.00  
 Δ= +7.26

# Tesla (TSLA) - daily chart



Nov Dec Jan Feb Mar Apr May Jun Jul Aug Sep Oct Nov Dec Jan Feb Mar Apr May Jun Jul Aug Sep Oct Nov Dec Jan 25

CGI Inc. © 2024 All rights reserved worldwide. <https://www.cqi.com>

S:TSLA - Tesla Inc., Daily | Tue Nov 19 2024 14:12:09, CQG 24.12.8083

## Support and Resistance

- 384.29** \* session containment
- 377.52 \* minor
- 370.00 \* minor
- 365.77** \* session containment
- 358.64 \* minor
- 350.00 \* intra-day containment UP
- 344.83 \* minor
- 340.75 \* 1% above 337.37
- 338.11** \*\*\*\* multi-week contain
- 337.37** \*\*\*\* multi-week contain
- 333.52 \* minor
- 330.01 \* intra-day containment DP
- 324.67 \* minor
- 320.72 \* minor
- 316.49 \* minor
- 311.18** \* session containment
- 306.61 \* minor
- 302.86 \* intra-day containment
- 295.30 \* minor
- 289.59 \* minor
- 284.75** \*\*\* weekly containment
- 275.70** \*\*\* weekly containment

