



# WICKED STOCKS

DIRECTIONAL CLARITY FOR THE ACTIVE INVESTOR



## Support and Resistance

**360.60** \* session containment

356.92 \* minor  
350.00 \* intra-day containment  
344.83 \* minor

340.75 \* 1% above 337.37  
**337.88** \*\*\*\* multi-week contain  
**337.37** \*\*\*\* multi-week contain

336.00 \* minor  
333.93 \* minor  
328.10 \* minor

**326.29** \* session containment

323.12 \* minor  
316.49 \* minor  
311.18 \* intra-day containment  
309.22 \* minor  
303.35 \* minor

**299.29** \* session containment

295.21 \* minor  
293.34 \* intra-day containment  
289.59 \* minor

**283.68** \*\*\* weekly containment  
**274.97** \*\*\* weekly containment

O= 310.57  
 H= 324.67  
 L= 309.22  
 L= 320.72✓  
 Δ= +9.54

# Tesla, Inc (TSLA) - weekly candle chart



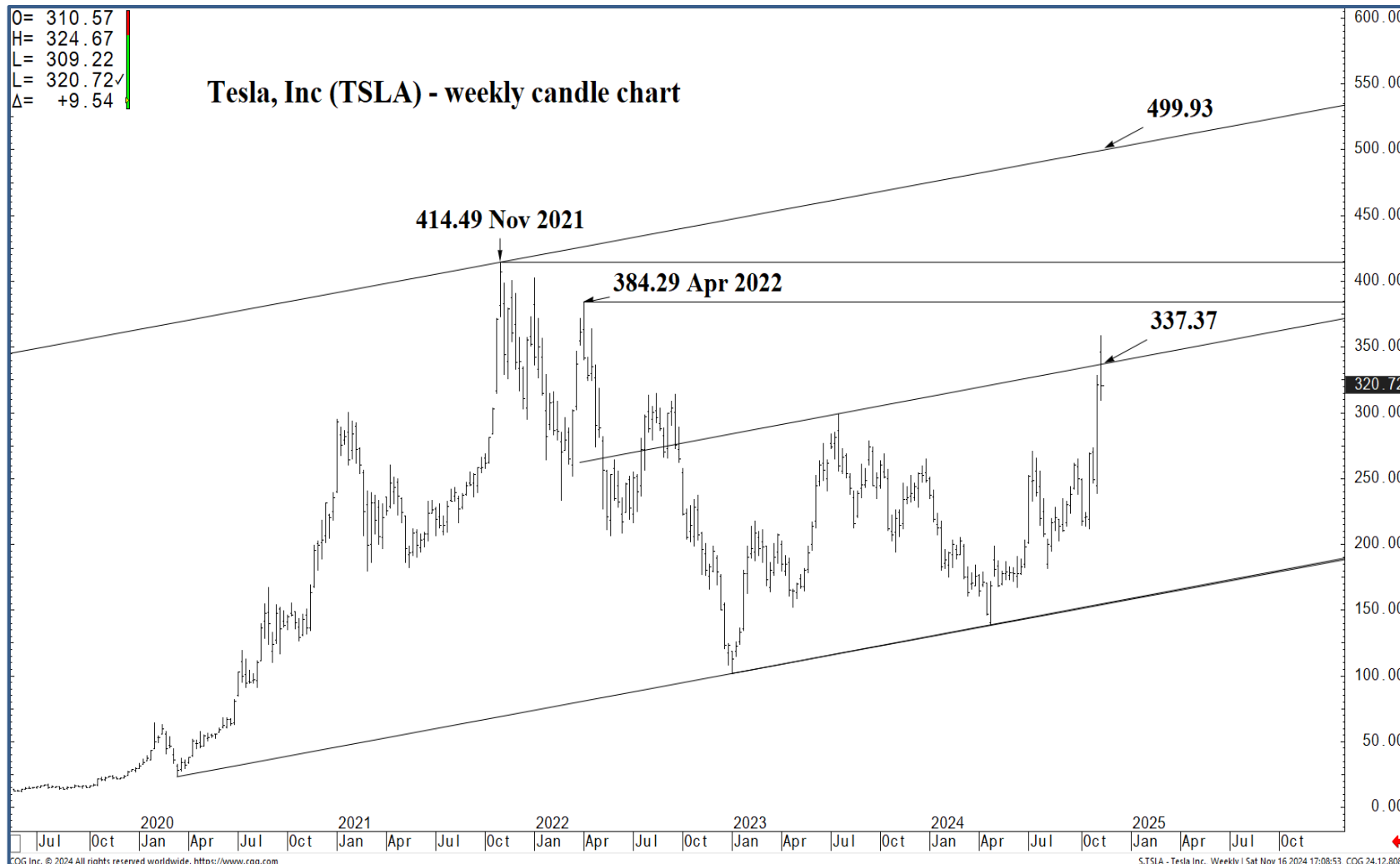
## Support and Resistance

- 360.60** \* session containment
- 356.92 \* minor
- 350.00 \* intra-day containment
- 344.83 \* minor
- 340.75 \* 1% above 337.37
- 337.88** \*\*\*\* multi-week contain
- 337.37** \*\*\*\* multi-week contain
- 336.00 \* minor
- 333.93 \* minor
- 328.10 \* minor
- 320.72**
- 326.29** \* session containment
- 323.12 \* minor
- 316.49 \* minor
- 311.18 \* intra-day containment
- 309.22 \* minor
- 303.35 \* minor
- 299.29** \* session containment
- 295.30 \* minor
- 289.59 \* minor
- 283.68** \*\*\* weekly containment
- 274.97** \*\*\* weekly containment



O= 310.57  
 H= 324.67  
 L= 309.22  
 C= 320.72  
 Δ= +9.54

# Tesla, Inc (TSLA) - weekly candle chart



## Support and Resistance

- 360.60** \* session containment
- 356.92 \* minor
- 350.00 \* intra-day containment
- 344.83 \* minor
- 340.75 \* 1% above 337.37
- 337.88** \*\*\*\* multi-week contain
- 337.37** \*\*\*\* multi-week contain
- 336.00 \* minor
- 333.93 \* minor
- 328.10 \* minor
- 320.72**
- 326.29** \* session containment
- 323.12 \* minor
- 316.49 \* minor
- 311.18 \* intra-day containment
- 309.22 \* minor
- 303.35 \* minor
- 299.29** \* session containment
- 295.30 \* minor
- 289.59 \* minor
- 283.68** \*\*\* weekly containment
- 274.97** \*\*\* weekly containment





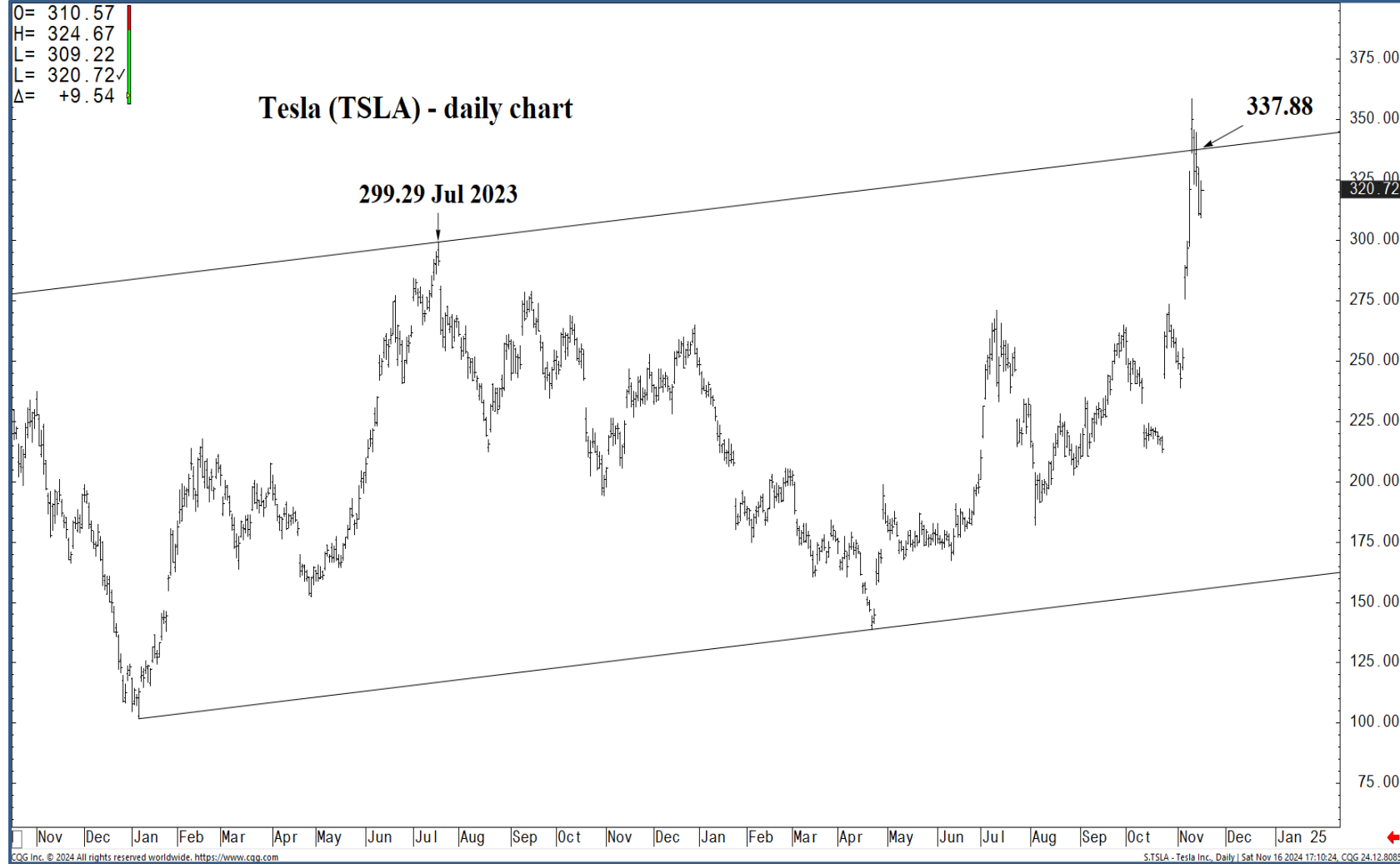
### Support and Resistance

- 360.60** \* session containment
- 356.92 \* minor
- 350.00 \* intra-day containment
- 344.83 \* minor
- 340.75 \* 1% above 337.37
- 337.88** \*\*\*\* multi-week contain
- 337.37** \*\*\*\* multi-week contain
- 336.00 \* minor
- 333.93 \* minor
- 328.10 \* minor
- 326.29** \* session containment
- 323.12 \* minor
- 316.49 \* minor
- 311.18 \* intra-day containment
- 309.22 \* minor
- 303.35 \* minor
- 299.29** \* session containment
- 295.30 \* minor
- 289.59 \* minor
- 283.68** \*\*\* weekly containment
- 274.97** \*\*\* weekly containment



O= 310.57  
 H= 324.67  
 L= 309.22  
 L= 320.72✓  
 Δ= +9.54

# Tesla (TSLA) - daily chart



## Support and Resistance

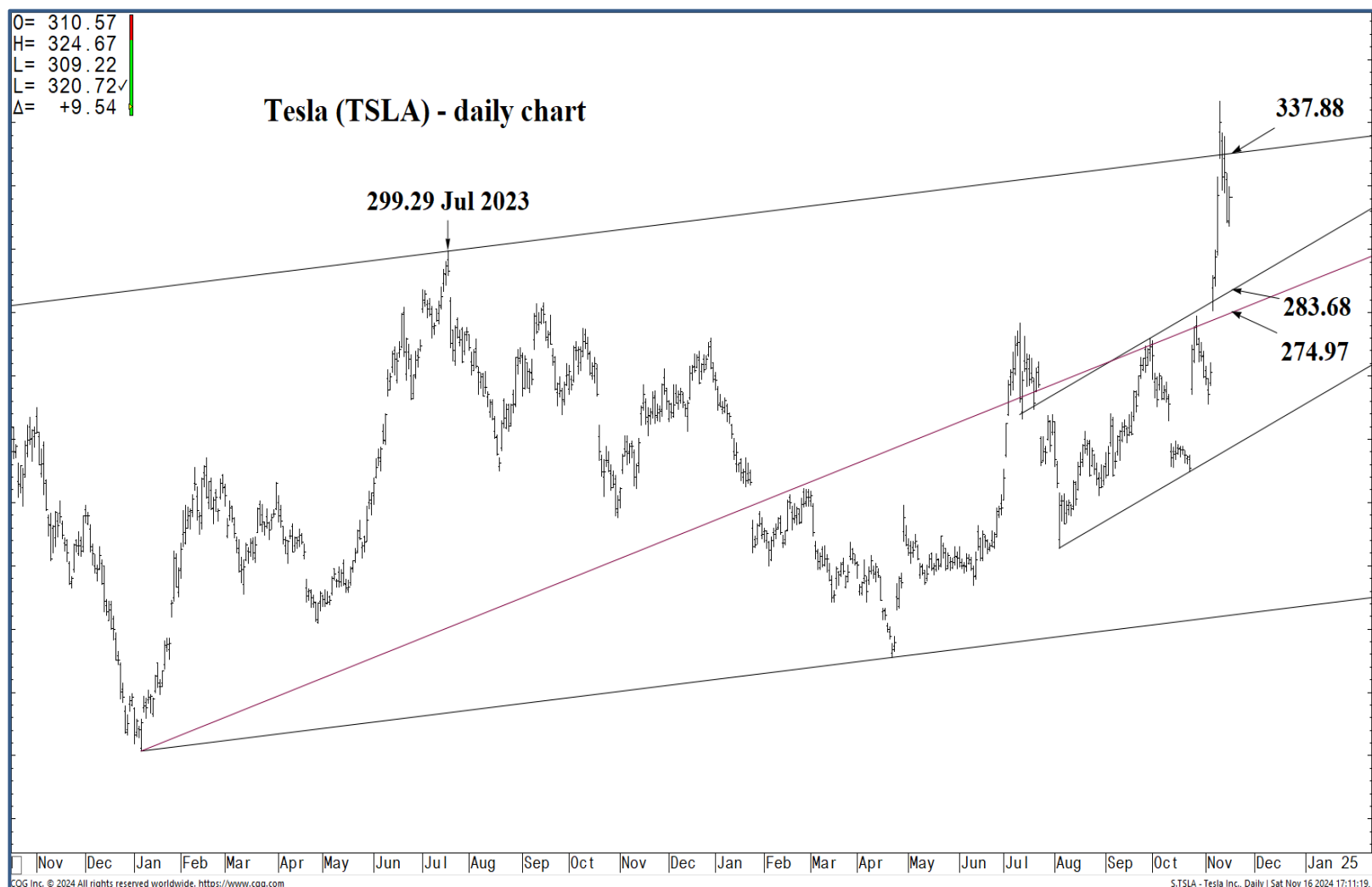
- 360.60** \* session containment
- 356.92 \* minor
- 350.00 \* intra-day containment
- 344.83 \* minor
- 340.75 \* 1% above 337.37
- 337.88** \*\*\*\* multi-week contain
- 337.37** \*\*\*\* multi-week contain
- 336.00 \* minor
- 333.93 \* minor
- 328.10 \* minor
- 326.29** \* session containment
- 323.12 \* minor
- 316.49 \* minor
- 311.18 \* intra-day containment
- 309.22 \* minor
- 303.35 \* minor
- 299.29** \* session containment
- 295.30 \* minor
- 289.59 \* minor
- 283.68** \*\*\* weekly containment
- 274.97** \*\*\* weekly containment

Nov Dec Jan Feb Mar Apr May Jun Jul Aug Sep Oct Nov Dec Jan Feb Mar Apr May Jun Jul Aug Sep Oct Nov Dec Jan 25  
 CQG Inc. © 2024 All rights reserved worldwide. <https://www.cqg.com> S:TSLA - Tesla Inc., Daily | Sat Nov 16 2024 17:10:24, CQG 24.12.8085



O= 310.57  
 H= 324.67  
 L= 309.22  
 L= 320.72✓  
 Δ= +9.54

# Tesla (TSLA) - daily chart



## Support and Resistance

- 360.60** \* session containment
- 356.92 \* minor
- 350.00 \* intra-day containment
- 344.83 \* minor
- 340.75 \* 1% above 337.37
- 337.88** \*\*\*\* multi-week contain
- 337.37** \*\*\*\* multi-week contain
- 336.00 \* minor
- 333.93 \* minor
- 328.10 \* minor
- 326.29** \* session containment
- 323.12 \* minor
- 316.49 \* minor
- 311.18 \* intra-day containment
- 309.22 \* minor
- 303.35 \* minor
- 299.29** \* session containment
- 295.30 \* minor
- 289.59 \* minor
- 283.68** \*\*\* weekly containment
- 274.97** \*\*\* weekly containment

Nov Dec Jan Feb Mar Apr May Jun Jul Aug Sep Oct Nov Dec Jan Feb Mar Apr May Jun Jul Aug Sep Oct Nov Dec Jan 25

CGG Inc. © 2024 All rights reserved worldwide. <https://www.cgg.com>

S:TSLA - Tesla Inc., Daily | Sat Nov 16 2024 17:11:19, CQG 24.12.8085





O= 310.57  
H= 324.67  
L= 309.22  
L= 320.72✓  
Δ= +9.54

### Tesla (TSLA) - daily chart

### Support and Resistance

- 360.60** \* session containment
- 356.92 \* minor
- 350.00 \* intra-day containment
- 344.83 \* minor
- 340.75 \* 1% above 337.37
- 337.88** \*\*\*\* multi-week contain
- 337.37** \*\*\*\* multi-week contain
- 336.00 \* minor
- 333.93 \* minor
- 328.10 \* minor
- 326.29** \* session containment
- 323.12 \* minor
- 316.49 \* minor
- 311.18 \* intra-day containment
- 309.22 \* minor
- 303.35 \* minor
- 299.29** \* session containment
- 295.30 \* minor
- 289.59 \* minor
- 283.68** \*\*\* weekly containment
- 274.97** \*\*\* weekly containment



O= 310.57  
 H= 324.67  
 L= 309.22  
 C= 320.72✓  
 Δ= +9.54

Tesla Inc, (TSLA) - daily bar chart



CGI Inc. © 2024 All rights reserved worldwide. <https://www.cqg.com> S:TSLA - Tesla Inc., Daily | Sat Nov 16 2024 17:16:00 CQG 24.12.8083

**Support and Resistance**

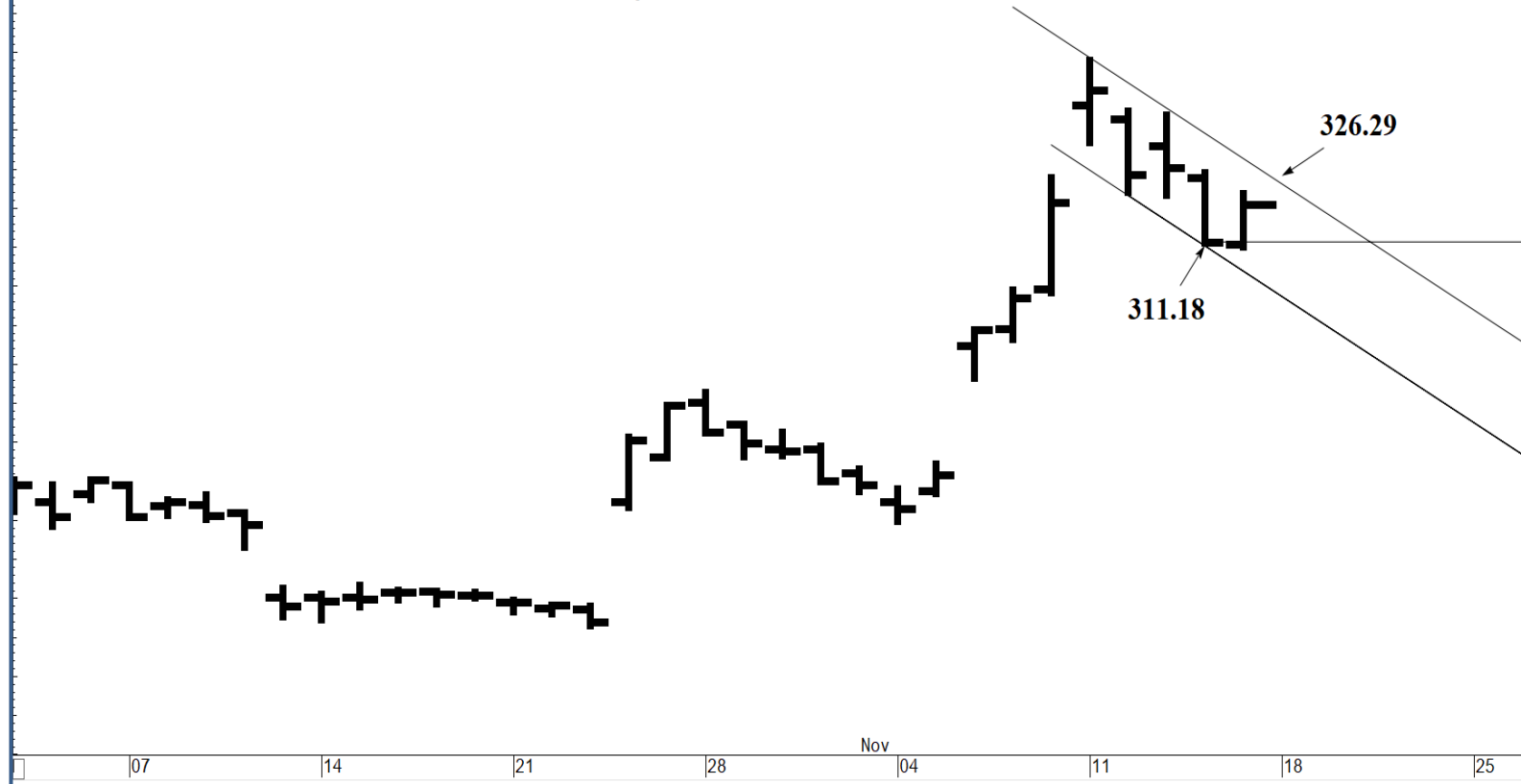
- 360.60** \* session containment
- 356.92 \* minor
- 350.00 \* intra-day containment
- 344.83 \* minor
- 340.75 \* 1% above 337.37
- 337.88** \*\*\*\* multi-week contain
- 337.37** \*\*\*\* multi-week contain
- 336.00 \* minor
- 333.93 \* minor
- 328.10 \* minor
- 326.29** \* session containment
- 323.12 \* minor
- 316.49 \* minor
- 311.18 \* intra-day containment
- 309.22 \* minor
- 303.35 \* minor
- 299.29** \* session containment
- 295.30 \* minor
- 289.59 \* minor
- 283.68** \*\*\* weekly containment
- 274.97** \*\*\* weekly containment





O= 310.57  
 H= 324.67  
 L= 309.22  
 L= 320.72✓  
 Δ= +9.54

### Tesla Inc (TSLA) - daily bar chart



420.00  
 400.00  
 380.00  
 360.00  
 340.00  
 320.72  
 300.00  
 280.00  
 260.00  
 240.00  
 220.00  
 200.00

### Support and Resistance

- 360.60** \* session containment
- 356.92 \* minor
- 350.00 \* intra-day containment
- 344.83 \* minor
- 340.75 \* 1% above 337.37
- 337.88** \*\*\*\* multi-week contain
- 337.37** \*\*\*\* multi-week contain
- 336.00 \* minor
- 333.93 \* minor
- 328.10 \* minor
- 326.29** \* session containment
- 323.12 \* minor
- 316.49 \* minor
- 311.18 \* intra-day containment
- 309.22 \* minor
- 303.35 \* minor
- 299.29** \* session containment
- 295.30 \* minor
- 289.59 \* minor
- 283.68** \*\*\* weekly containment
- 274.97** \*\*\* weekly containment

07 14 21 28 Nov 04 11 18 25  
 CQG Inc. © 2024 All rights reserved worldwide. <https://www.cqg.com> S:TSLA - Tesla Inc., Daily | Sun Nov 17 2024 07:55:52, CQG 24-12-8089

