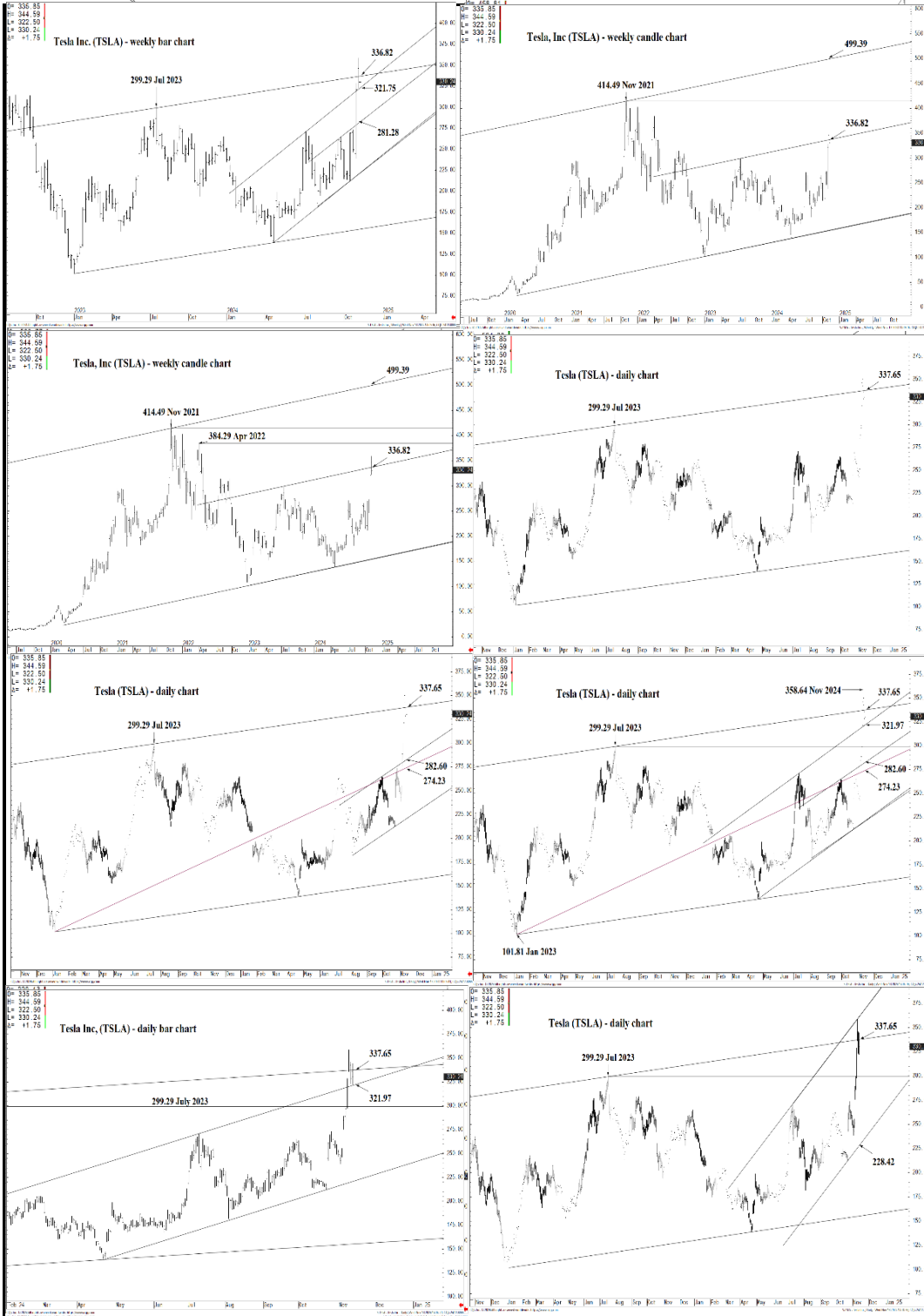




WICKED STOCKS

DIRECTIONAL CLARITY FOR THE ACTIVE INVESTOR



Support and Resistance

384.29 * session containment

378.76 * minor

371.86 * minor

364.07 * minor

360.60 * session containment

356.92 * minor

350.00 * intra-day containment

344.83 * minor

340.18 * 1% above 336.82

337.65 **** multi-week contain

336.82 **** multi-week contain

332.13 * minor

328.71 * minor

324.35 * minor

321.75 * session containment

316.69 * minor

309.27 * minor

303.50 * minor

299.29 * session containment

O= 335.85
H= 344.59
L= 322.50
C= 330.24
Δ= +1.75

Tesla Inc. (TSLA) - weekly bar chart



Support and Resistance

- 384.29** * session containment
- 378.76 * minor
- 371.86 * minor
- 364.07 * minor
- 360.60** * session containment
- 356.92 * minor
- 350.00 * intra-day containment
- 344.83 * minor
- 340.18 * 1% above 336.82
- 337.65** **** multi-week contain
- 336.82** **** multi-week contain
- 332.13 * minor
- 328.71 * minor
- 324.35 * minor
- 321.75** * session containment
- 316.69 * minor
- 309.27 * minor
- 303.50 * minor
- 299.29** * session containment



O= 335.85
 H= 344.59
 L= 322.50
 C= 330.24
 Δ= +1.75

Tesla, Inc (TSLA) - weekly candle chart



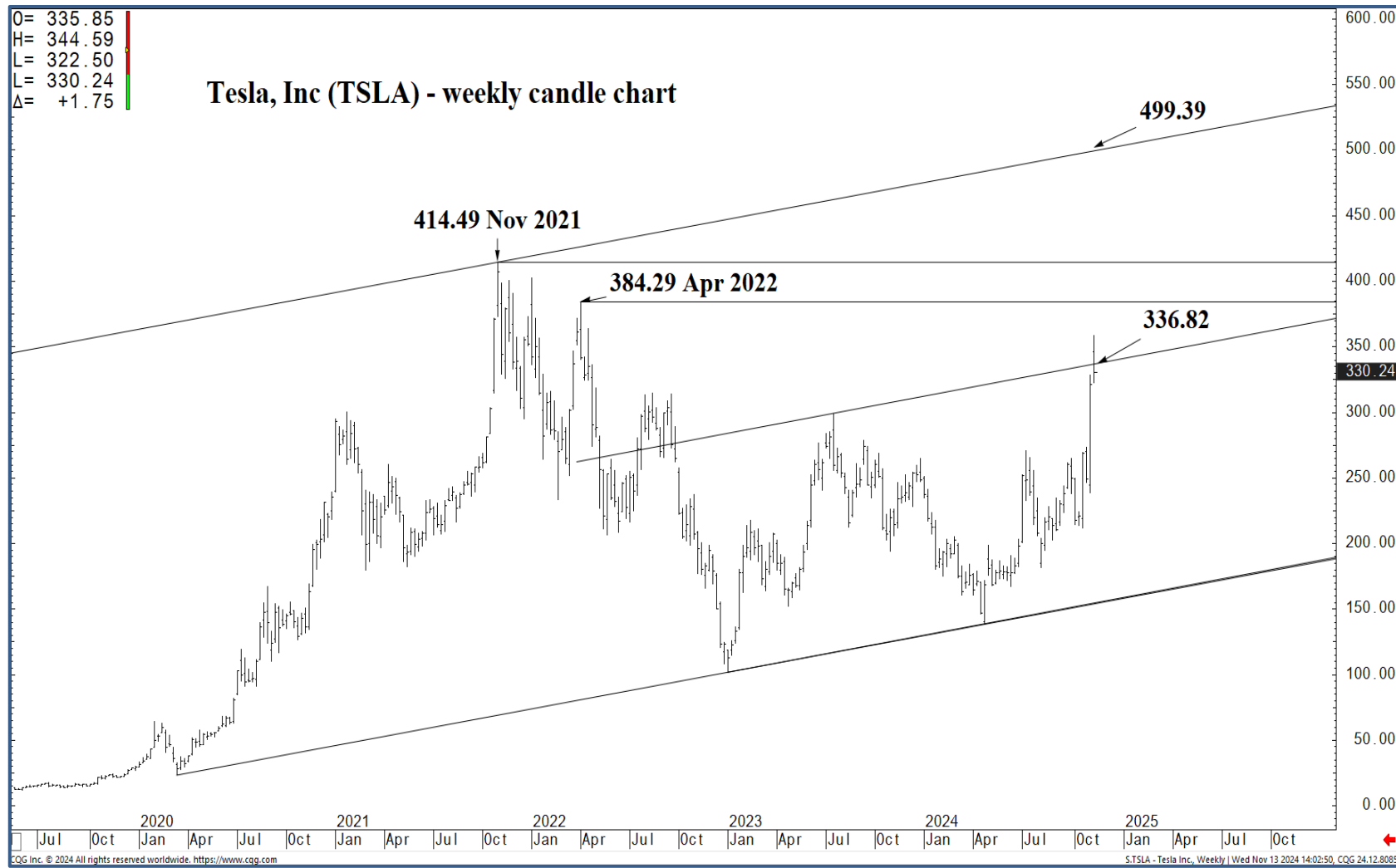
Support and Resistance

- 384.29** * session containment
- 378.76 * minor
- 371.86 * minor
- 364.07 * minor
- 360.60** * session containment
- 356.92 * minor
- 350.00 * intra-day containment
- 344.83 * minor
- 340.18 * 1% above 336.82
- 337.65** **** multi-week contain
- 336.82** **** multi-week contain
- 332.13 * minor
- 328.71 * minor
- 324.35 * minor
- 321.75** * session containment
- 316.69 * minor
- 309.27 * minor
- 303.50 * minor
- 299.29** * session containment



O= 335.85
 H= 344.59
 L= 322.50
 C= 330.24
 Δ= +1.75

Tesla, Inc (TSLA) - weekly candle chart



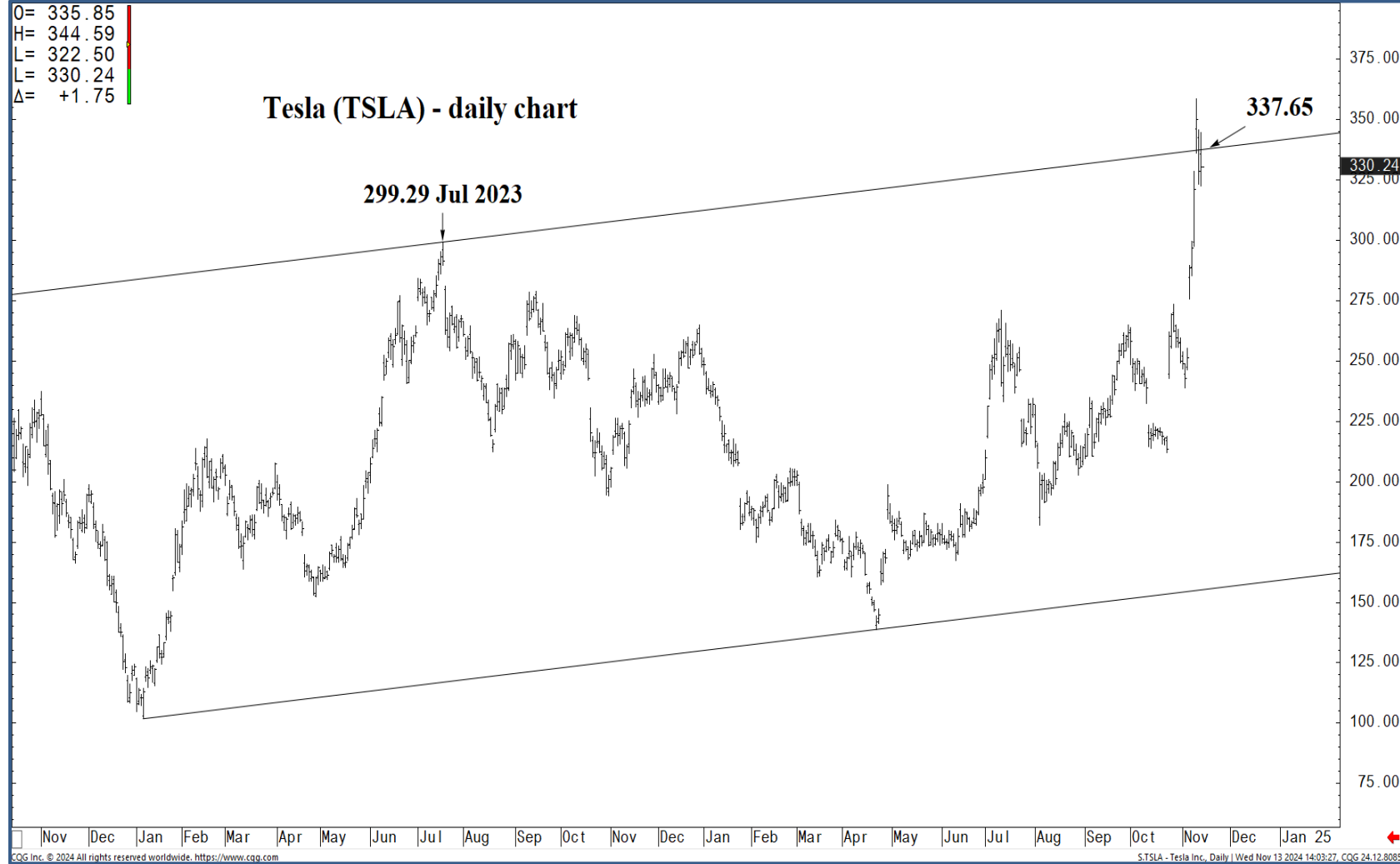
Support and Resistance

- 384.29 * session containment**
- 378.76 * minor
- 371.86 * minor
- 364.07 * minor
- 360.60 * session containment**
- 356.92 * minor
- 350.00 * intra-day containment
- 344.83 * minor
- 340.18 * 1% above 336.82
- 337.65 **** multi-week contain**
- 336.82 **** multi-week contain**
- 332.13 * minor
- 328.71 * minor
- 324.35 * minor
- 321.75 * session containment**
- 316.69 * minor
- 309.27 * minor
- 303.50 * minor
- 299.29 * session containment**



O= 335.85
 H= 344.59
 L= 322.50
 L= 330.24
 Δ= +1.75

Tesla (TSLA) - daily chart



Support and Resistance

- 384.29** * session containment
- 378.76 * minor
- 371.86 * minor
- 364.07 * minor
- 360.60** * session containment
- 356.92 * minor
- 350.00 * intra-day containment
- 344.83 * minor
- 340.18 * 1% above 336.82
- 337.65** **** multi-week contain
- 336.82** **** multi-week contain
- 332.13 * minor
- 328.71 * minor
- 324.35 * minor
- 321.75** * session containment
- 316.69 * minor
- 309.27 * minor
- 303.50 * minor
- 299.29** * session containment

Nov Dec Jan Feb Mar Apr May Jun Jul Aug Sep Oct Nov Dec Jan Feb Mar Apr May Jun Jul Aug Sep Oct Nov Dec Jan 25

CGG Inc. © 2024 All rights reserved worldwide. <https://www.cgg.com> S:TSLA - Tesla Inc., Daily | Wed Nov 13 2024 14:03:27, CGG 24.12.8085



O= 335.85
H= 344.59
L= 322.50
L= 330.24
Δ= +1.75

Tesla (TSLA) - daily chart



Nov Dec Jan Feb Mar Apr May Jun Jul Aug Sep Oct Nov Dec Jan Feb Mar Apr May Jun Jul Aug Sep Oct Nov Dec Jan 25

CGI Inc. © 2024 All rights reserved worldwide. <https://www.cgi.com>

S:TSLA - Tesla Inc., Daily | Wed Nov 13 2024 14:03:41, CGI 24.12.8085

Support and Resistance

- 384.29** * session containment
- 378.76 * minor
- 371.86 * minor
- 364.07 * minor
- 360.60** * session containment
- 356.92 * minor
- 350.00 * intra-day containment
- 344.83 * minor
- 340.18 * 1% above 336.82
- 337.65** **** multi-week contain
- 336.82** **** multi-week contain
- 332.13 * minor
- 328.71 * minor
- 324.35 * minor
- 321.75** * session containment
- 316.69 * minor
- 309.27 * minor
- 303.50 * minor
- 299.29** * session containment





Support and Resistance

- 384.29 * session containment**
- 378.76 * minor
- 371.86 * minor
- 364.07 * minor
- 360.60 * session containment**
- 356.92 * minor
- 350.00 * intra-day containment
- 344.83 * minor
- 340.18 * 1% above 336.82
- 337.65 **** multi-week contain**
- 336.82 **** multi-week contain**
- 332.13 * minor
- 328.71 * minor
- 324.35 * minor
- 321.75 * session containment**
- 316.69 * minor
- 309.27 * minor
- 303.50 * minor
- 299.29 * session containment**



O= 335.85
 H= 344.59
 L= 322.50
 C= 330.24
 Δ= +1.75

Tesla Inc, (TSLA) - daily bar chart



Support and Resistance

- 384.29** * session containment
- 378.76 * minor
- 371.86 * minor
- 364.07 * minor
- 360.60** * session containment
- 356.92 * minor
- 350.00 * intra-day containment
- 344.83 * minor
- 340.18 * 1% above 336.82
- 337.65** **** multi-week contain
- 336.82** **** multi-week contain
- 332.13 * minor
- 328.71 * minor
- 324.35 * minor
- 321.75** * session containment
- 316.69 * minor
- 309.27 * minor
- 303.50 * minor
- 299.29** * session containment



O= 335.85
 H= 344.59
 L= 322.50
 L= 330.24
 Δ= +1.75

Tesla (TSLA) - daily chart



Support and Resistance

- 384.29** * session containment
- 378.76 * minor
- 371.86 * minor
- 364.07 * minor
- 360.60** * session containment
- 356.92 * minor
- 350.00 * intra-day containment
- 344.83 * minor
- 340.18 * 1% above 336.82
- 337.65** **** multi-week contain
- 336.82** **** multi-week contain
- 332.13 * minor
- 328.71 * minor
- 324.35 * minor
- 321.75** * session containment
- 316.69 * minor
- 309.27 * minor
- 303.50 * minor
- 299.29** * session containment

