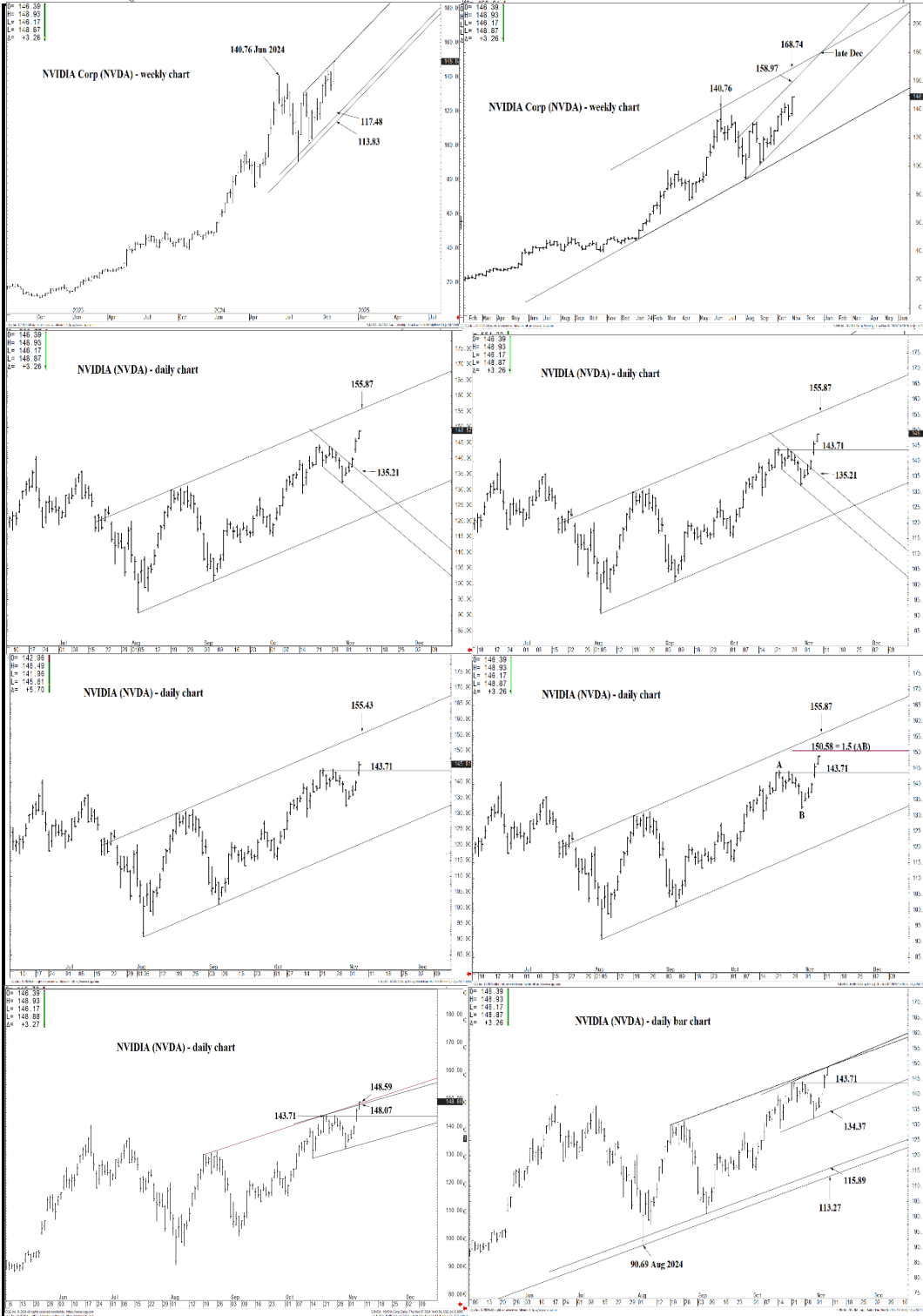




WICKED STOCKS

DIRECTIONAL CLARITY FOR THE ACTIVE INVESTOR



Support and Resistance

158.97 ** multi-week contain**
155.87 ** multi-week contain**

152.03 * minor
 151.27 * minor
 150.58 * minor
 148.07 * intra-day containment
 146.17 * minor
 145.61 * minor

143.71 * session containment

142.43 * minor
 141.00 * minor
 140.52 * intra-day containment
 138.54 * minor
 136.75 * minor

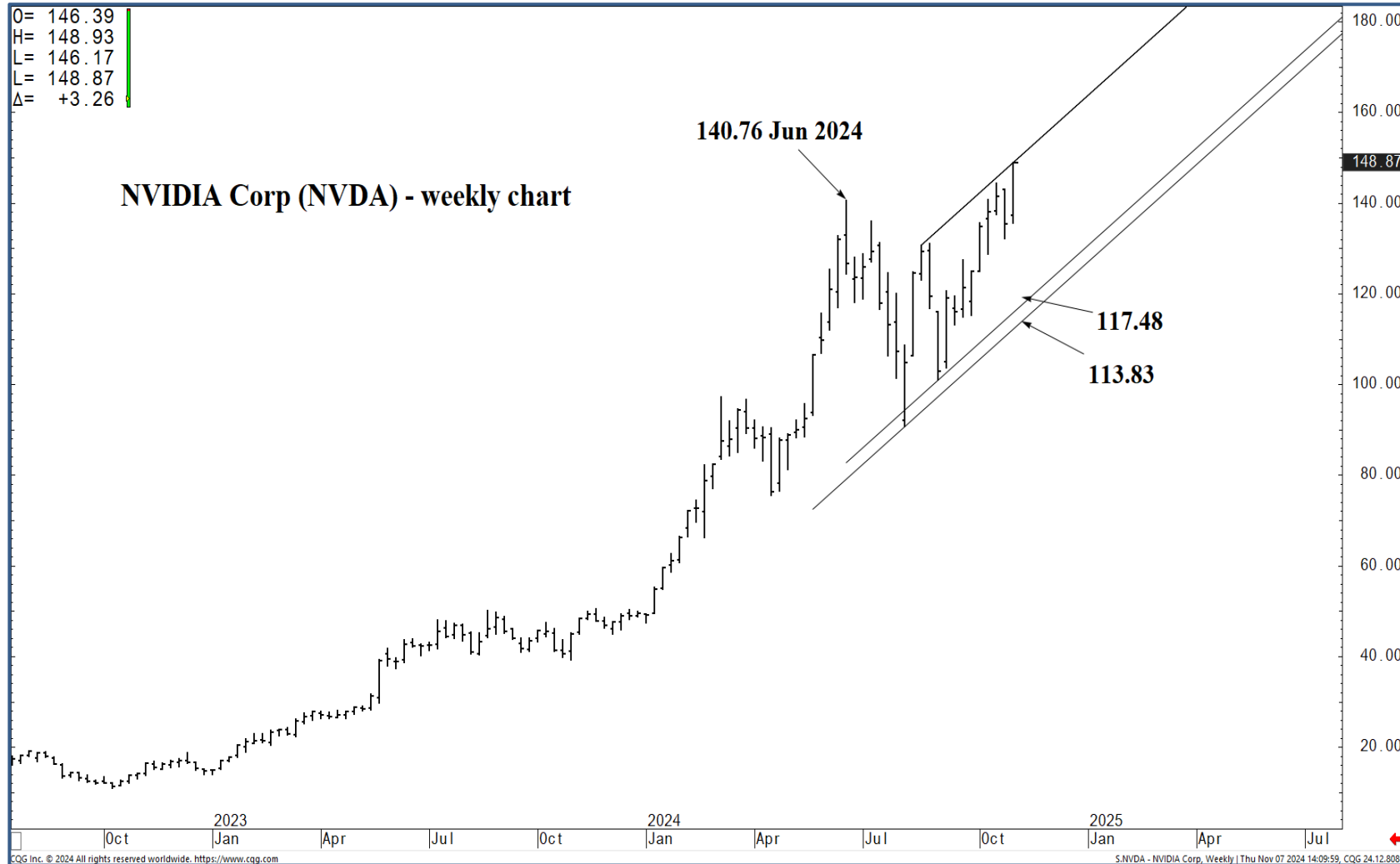
134.37 ** multi-wk contain DP**

131.74 * minor
 129.42 * minor
 127.66 * intra-day containment
 125.00 * minor

123.90 * session containment

O= 146.39
 H= 148.93
 L= 146.17
 C= 148.87
 Δ= +3.26

NVIDIA Corp (NVDA) - weekly chart



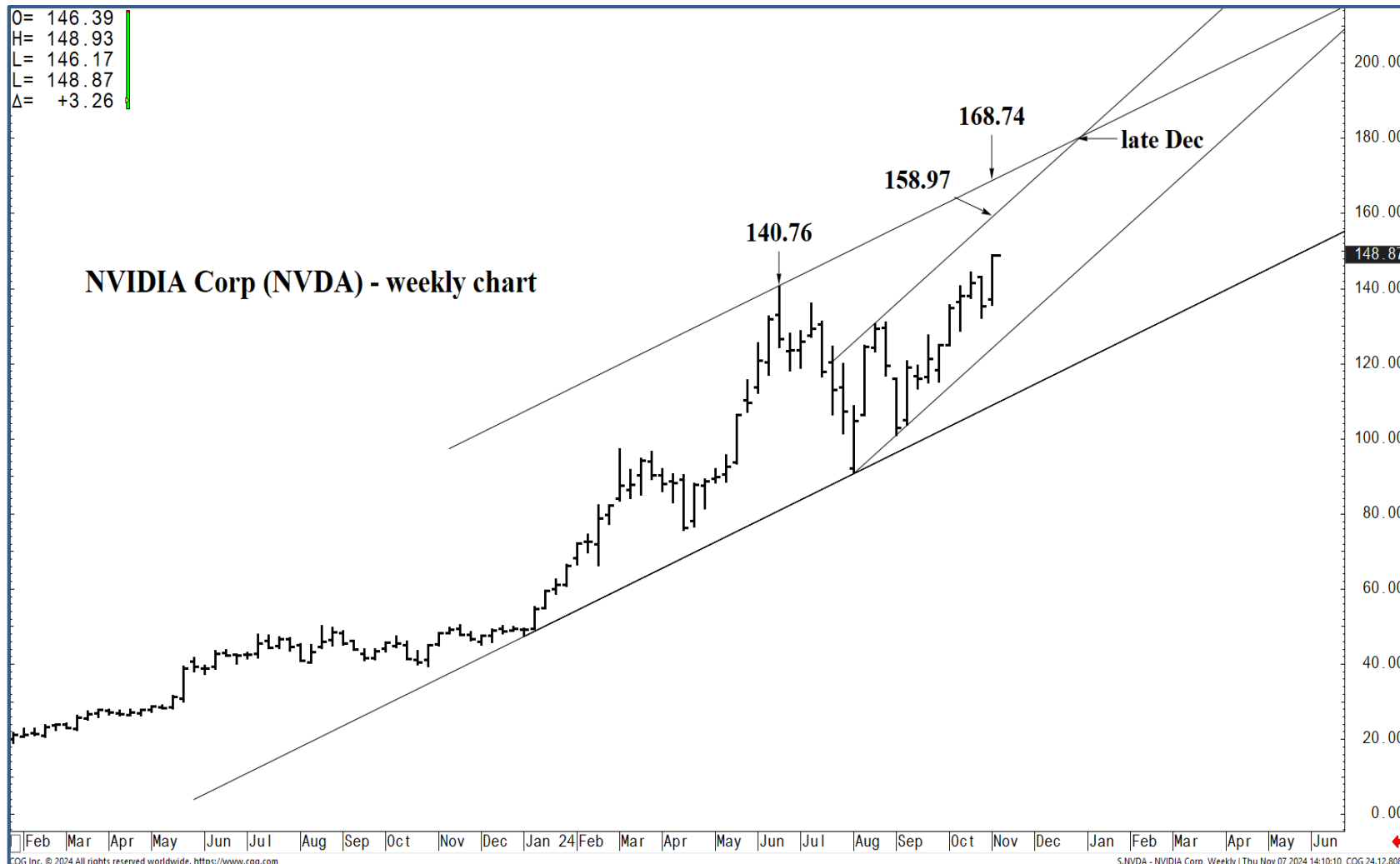
Support and Resistance

- 158.97 **** multi-week contain**
- 155.87 **** multi-week contain**
- 152.03 * minor
- 151.27 * minor
- 150.58 * minor
- 148.07 * intra-day containment
- 146.17 * minor
- 145.61 * minor
- 143.71 * session containment**
- 142.43 * minor
- 141.00 * minor
- 140.52 * intra-day containment
- 138.54 * minor
- 136.75 * minor
- 134.37 **** multi-wk contain DP**
- 131.74 * minor
- 129.42 * minor
- 127.66 * intra-day containment
- 125.00 * minor
- 123.90 * session containment**



O= 146.39
H= 148.93
L= 146.17
L= 148.87
Δ= +3.26

NVIDIA Corp (NVDA) - weekly chart



Support and Resistance

- 158.97 **** multi-week contain**
- 155.87 **** multi-week contain**
- 152.03 * minor
- 151.27 * minor
- 150.58 * minor
- 148.07 * intra-day containment
- 146.17 * minor
- 145.61 * minor
- 143.71 * session containment**
- 142.43 * minor
- 141.00 * minor
- 140.52 * intra-day containment
- 138.54 * minor
- 136.75 * minor
- 134.37 **** multi-wk contain DP**
- 131.74 * minor
- 129.42 * minor
- 127.66 * intra-day containment
- 125.00 * minor
- 123.90 * session containment**

Feb Mar Apr May Jun Jul Aug Sep Oct Nov Dec Jan 24 Feb Mar Apr May Jun Aug Sep Oct Nov Dec Jan Feb Mar Apr May Jun
COG Inc. © 2024 All rights reserved worldwide. <https://www.cog.com> S.NVDA - NVIDIA Corp, Weekly | Thu Nov 07 2024 14:10:10, COG 24.12.8088



O= 146.39
 H= 148.93
 L= 146.17
 C= 148.87
 Δ= +3.26

NVIDIA (NVDA) - daily chart



Support and Resistance

- 158.97 **** multi-week contain**
- 155.87 **** multi-week contain**
- 152.03 * minor
- 151.27 * minor
- 150.58 * minor
- 148.07 * intra-day containment
- 146.17 * minor
- 145.61 * minor
- 143.71 * session containment**
- 142.43 * minor
- 141.00 * minor
- 140.52 * intra-day containment
- 138.54 * minor
- 136.75 * minor
- 134.37 **** multi-wk contain DP**
- 131.74 * minor
- 129.42 * minor
- 127.66 * intra-day containment
- 125.00 * minor
- 123.90 * session containment**

10 17 24 01 08 15 22 29 01 05 12 19 26 03 09 16 23 01 07 14 21 28 01 11 18 25 02 09

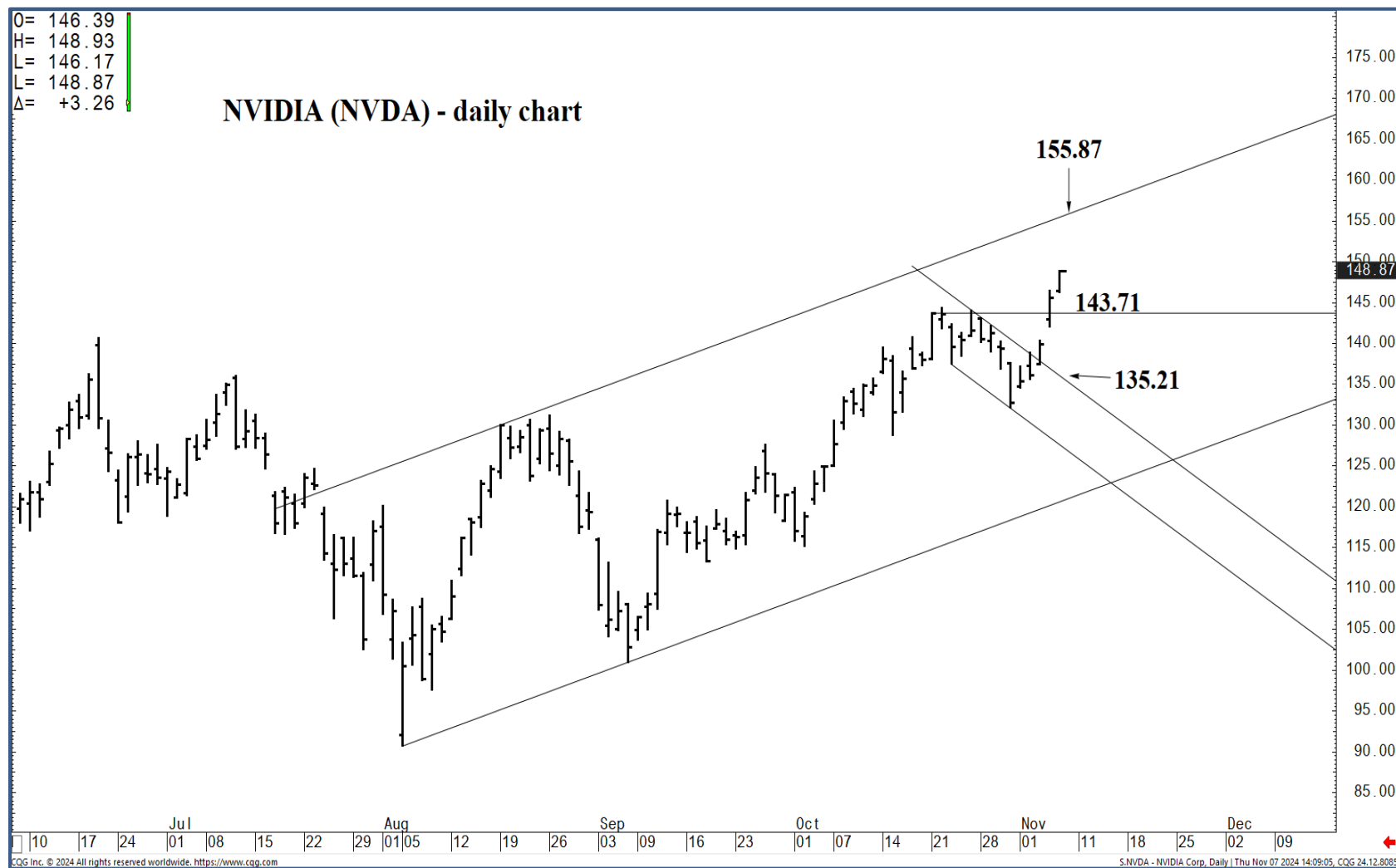
CGI Inc. © 2024 All rights reserved worldwide. <https://www.cgi.com>

S.NVDA - NVIDIA Corp, Daily | Thu Nov 07 2024 14:09:20, CQG 24.12.8083



O= 146.39
H= 148.93
L= 146.17
C= 148.87
Δ= +3.26

NVIDIA (NVDA) - daily chart



Support and Resistance

- 158.97** **** multi-week contain
- 155.87** **** multi-week contain
- 152.03 * minor
- 151.27 * minor
- 150.58 * minor
- 148.07 * intra-day containment
- 146.17 * minor
- 145.61 * minor
- 143.71** * session containment
- 142.43 * minor
- 141.00 * minor
- 140.52 * intra-day containment
- 138.54 * minor
- 136.75 * minor
- 134.37** **** multi-wk contain DP
- 131.74 * minor
- 129.42 * minor
- 127.66 * intra-day containment
- 125.00 * minor
- 123.90** * session containment



O= 142.96
 H= 146.49
 L= 141.96
 L= 145.61
 Δ= +5.70

NVIDIA (NVDA) - daily chart



Support and Resistance

- 158.97** **** multi-week contain
- 155.87** **** multi-week contain
- 152.03 * minor
- 151.27 * minor
- 150.58 * minor
- 148.07 * intra-day containment
- 146.17 * minor
- 145.61 * minor
- 143.71** * session containment
- 142.43 * minor
- 141.00 * minor
- 140.52 * intra-day containment
- 138.54 * minor
- 136.75 * minor
- 134.37** **** multi-wk contain DP
- 131.74 * minor
- 129.42 * minor
- 127.66 * intra-day containment
- 125.00 * minor
- 123.90** * session containment

Jul 10 17 24 01 08 15 22 29 01 05 12 19 26 03 09 16 23 01 07 14 21 28 01 11 18 25 02 09



O= 146.39
 H= 148.93
 L= 146.17
 C= 148.87
 Δ= +3.26

NVIDIA (NVDA) - daily chart



10 17 24 Jul 01 08 15 22 29 Aug 01 05 12 19 26 Sep 03 09 16 23 Oct 01 07 14 21 28 Nov 01 11 18 25 Dec 02 09

COG Inc. © 2024 All rights reserved worldwide. <https://www.cqg.com> S.NVDA - NVIDIA Corp, Daily | Thu Nov 07 2024 14:06:44, COG 24-12-8083

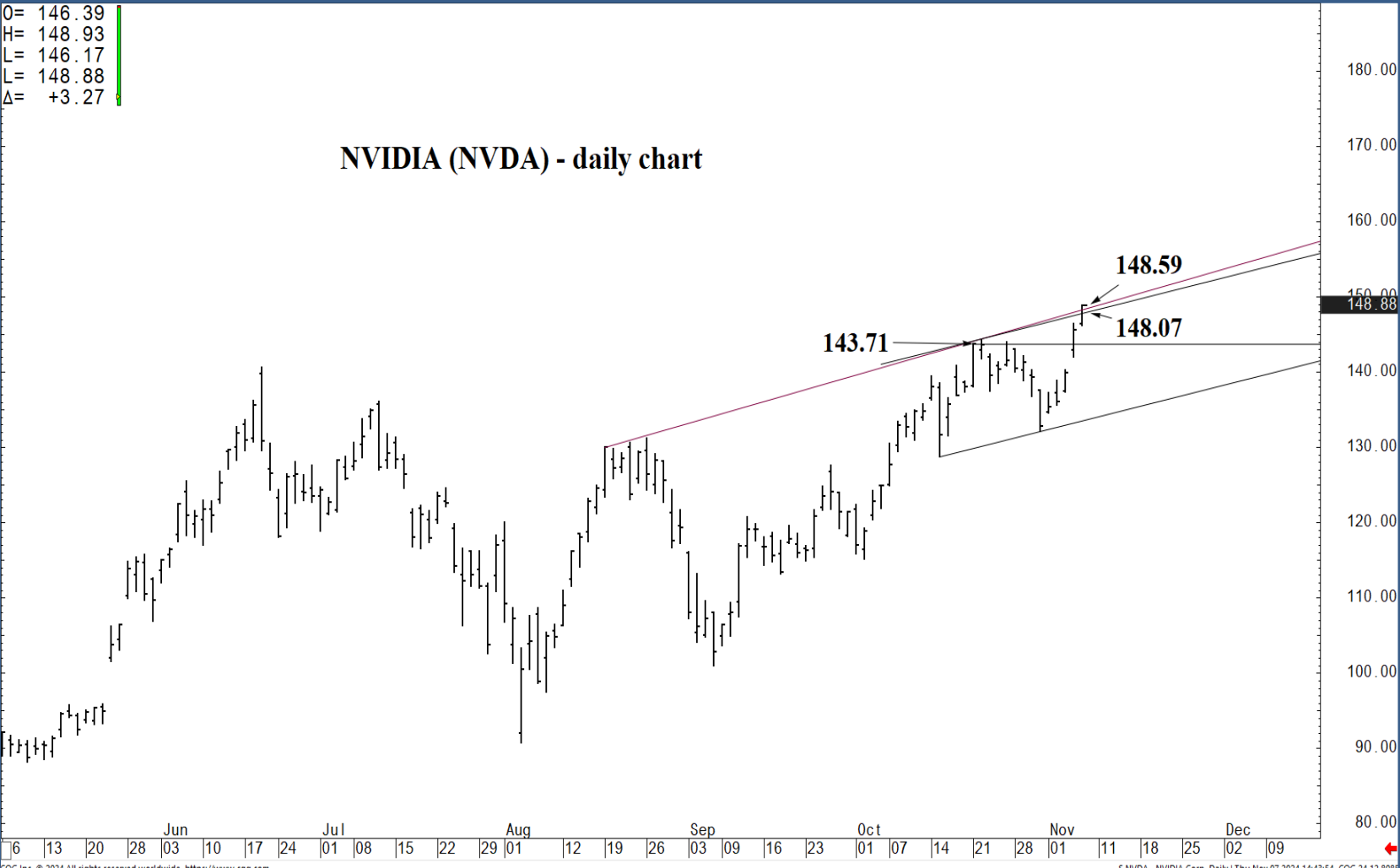
Support and Resistance

- 158.97** **** multi-week contain
- 155.87** **** multi-week contain
- 152.03 * minor
- 151.27 * minor
- 150.58 * minor
- 148.07 * intra-day containment
- 146.17 * minor
- 145.61 * minor
- 143.71** * session containment
- 142.43 * minor
- 141.00 * minor
- 140.52 * intra-day containment
- 138.54 * minor
- 136.75 * minor
- 134.37** **** multi-wk contain DP
- 131.74 * minor
- 129.42 * minor
- 127.66 * intra-day containment
- 125.00 * minor
- 123.90** * session containment



O= 146.39
 H= 148.93
 L= 146.17
 L= 148.88
 Δ= +3.27

NVIDIA (NVDA) - daily chart



Support and Resistance

- 158.97 **** multi-week contain**
- 155.87 **** multi-week contain**
- 152.03 * minor
- 151.27 * minor
- 150.58 * minor
- 148.07 * intra-day containment
- 146.17 * minor
- 145.61 * minor
- 143.71 * session containment**
- 142.43 * minor
- 141.00 * minor
- 140.52 * intra-day containment
- 138.54 * minor
- 136.75 * minor
- 134.37 **** multi-wk contain DP**
- 131.74 * minor
- 129.42 * minor
- 127.66 * intra-day containment
- 125.00 * minor
- 123.90 * session containment**

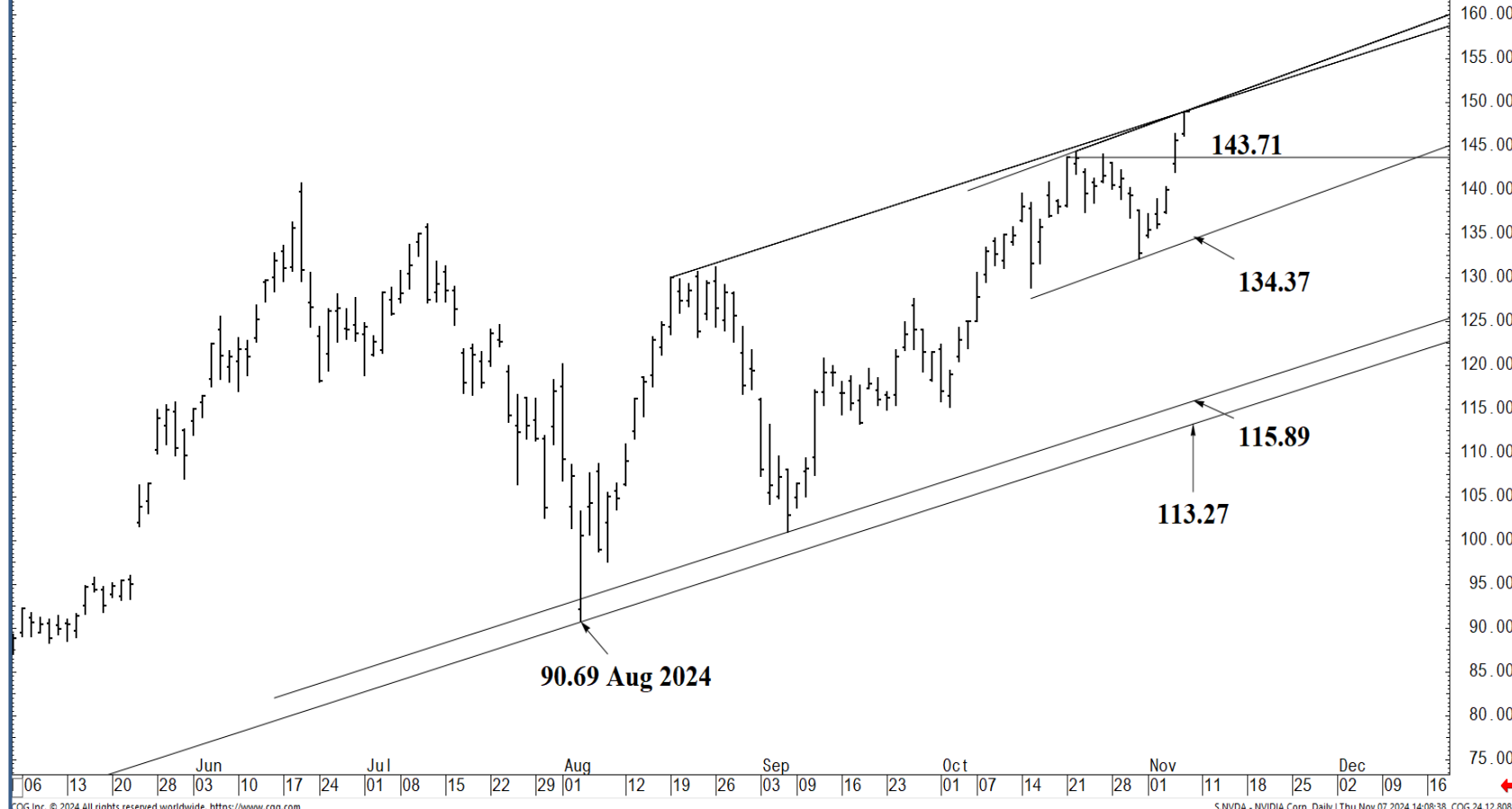
CGG Inc. © 2024 All rights reserved worldwide. <https://www.cgg.com>

S:NVDA - NVIDIA Corp, Daily | Thu Nov 07 2024 14:43:54, CGG 24.12.8085



O= 146.39
 H= 148.93
 L= 146.17
 C= 148.87
 Δ= +3.26

NVIDIA (NVDA) - daily bar chart



Support and Resistance

- 158.97** **** multi-week contain
- 155.87** **** multi-week contain
- 152.03 * minor
- 151.27 * minor
- 150.58 * minor
- 148.07 * intra-day containment
- 146.17 * minor
- 145.61 * minor
- 143.71** * session containment
- 142.43 * minor
- 141.00 * minor
- 140.52 * intra-day containment
- 138.54 * minor
- 136.75 * minor
- 134.37** **** multi-wk contain DP
- 131.74 * minor
- 129.42 * minor
- 127.66 * intra-day containment
- 125.00 * minor
- 123.90** * session containment

