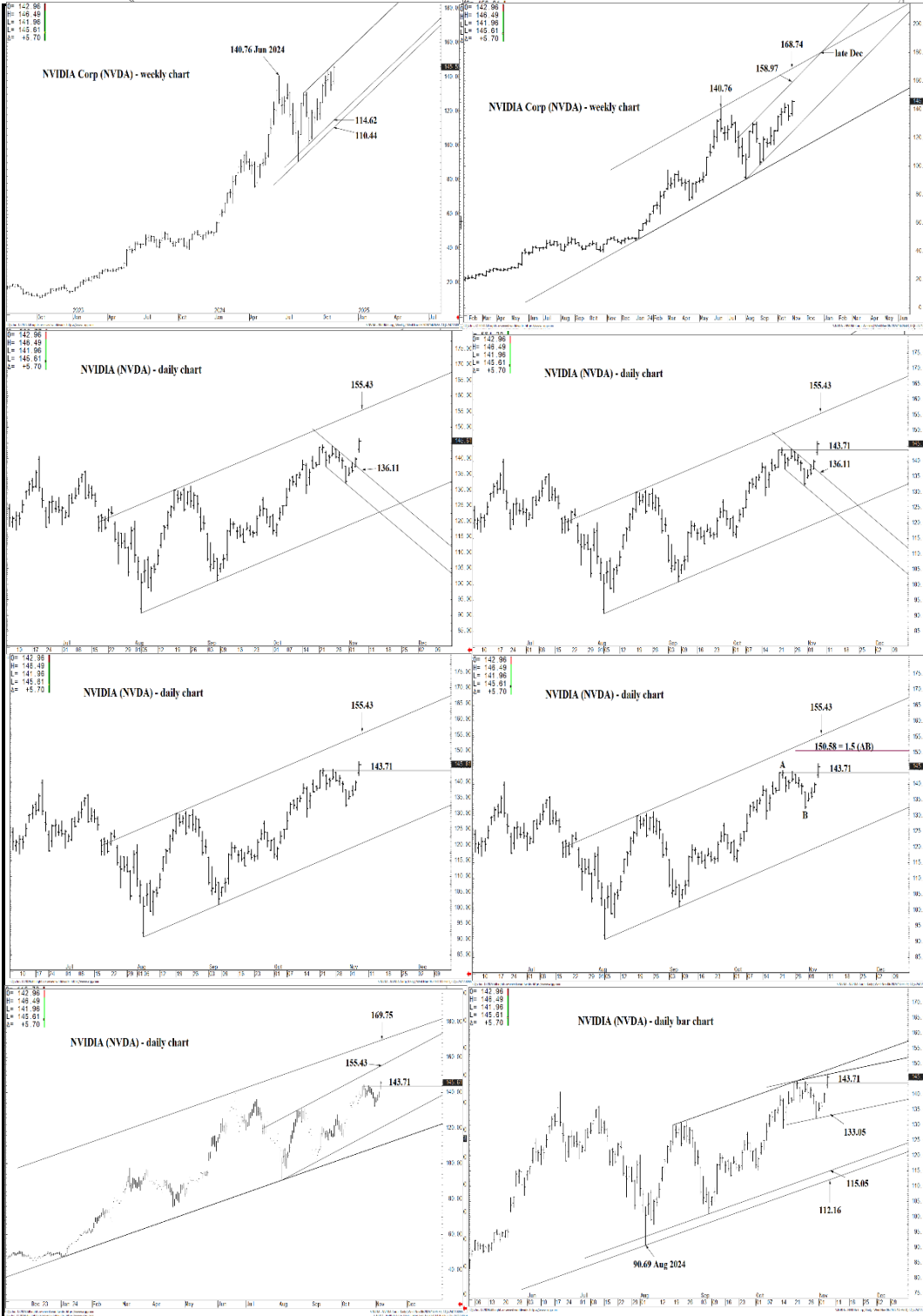




WICKED STOCKS

DIRECTIONAL CLARITY FOR THE ACTIVE INVESTOR



Support and Resistance

158.97 **** multi-week contain
155.43 **** multi-week contain

152.03 * minor
 150.58 * minor
 148.27 * minor
 146.58 * minor

143.71 * session containment

142.43 * minor
 141.00 * minor
 139.30 * intra-day containment
 136.11 * minor
 134.75 * minor

133.05 **** multi-wk contain DP

131.74 * minor
 129.42 * minor
 127.66 * intra-day containment
 125.00 * minor

123.90 * session containment

O= 142.96
 H= 146.49
 L= 141.96
 L= 145.61
 Δ= +5.70

NVIDIA Corp (NVDA) - weekly chart

140.76 Jun 2024

114.62

110.44

180.00
 160.00
 145.55
 140.00
 120.00
 100.00
 80.00
 60.00
 40.00
 20.00

Support and Resistance

158.97 ** multi-week contain**
155.43 ** multi-week contain**

152.03 * minor
 150.58 * minor
 150.58 * intra-day containment
 148.27 * minor
 146.58 * minor

143.71 * session containment

142.43 * minor
 141.00 * minor
 139.30 * intra-day containment
 136.11 * minor
 134.75 * minor

133.05 ** multi-wk contain DP**

131.74 * minor
 129.42 * minor
 127.66 * intra-day containment
 125.00 * minor

123.90 * session containment

2023 Oct Jan Apr Jul Oct 2024 Jan Apr Jul Oct 2025 Jan Apr Jul

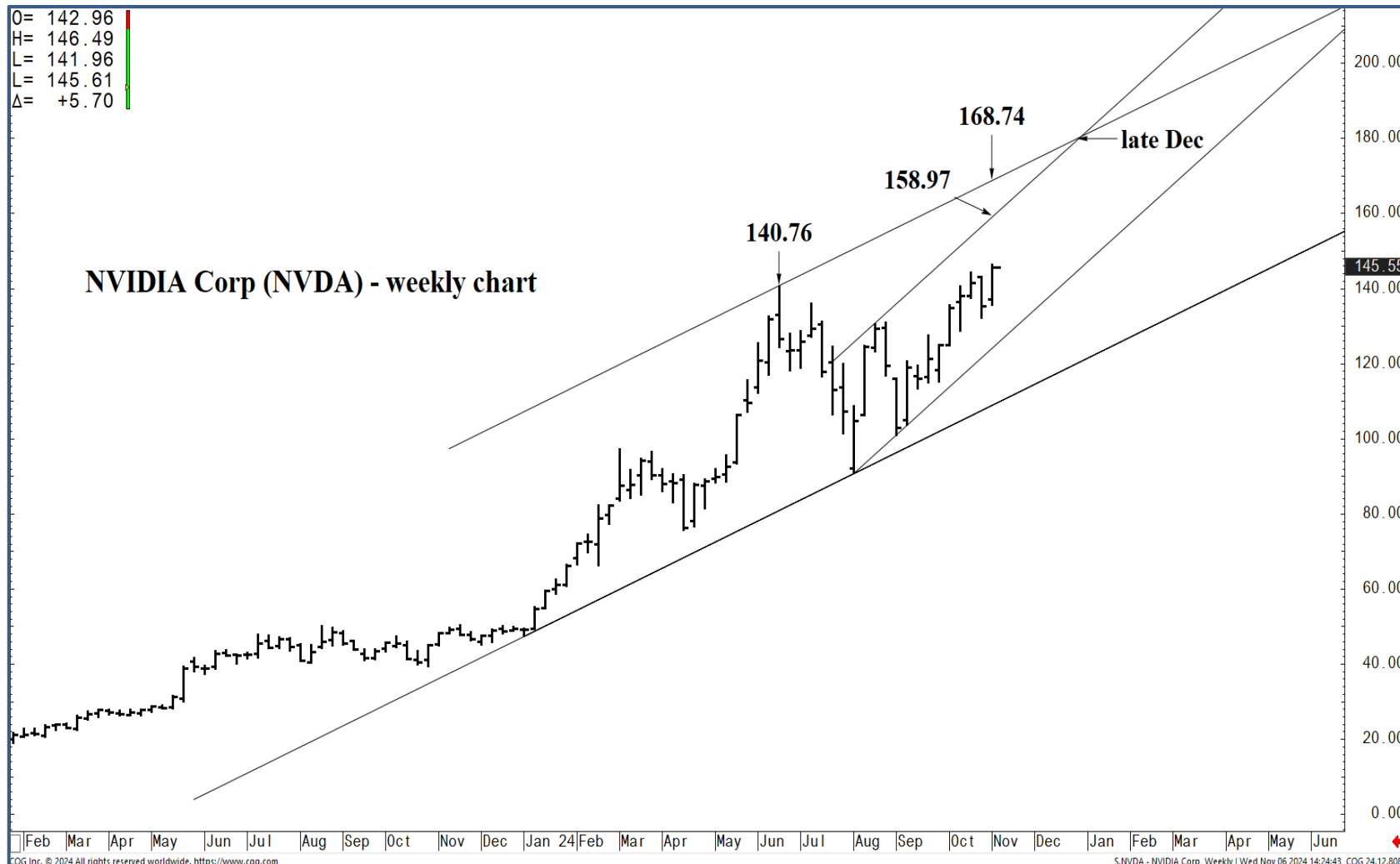
CGG Inc. © 2024 All rights reserved worldwide. <https://www.cgg.com>

S:NVDA - NVIDIA Corp, Weekly | Wed Nov 06 2024 14:24:55, CGG 24-12-8083



O= 142.96
 H= 146.49
 L= 141.96
 L= 145.61
 Δ= +5.70

NVIDIA Corp (NVDA) - weekly chart



Support and Resistance

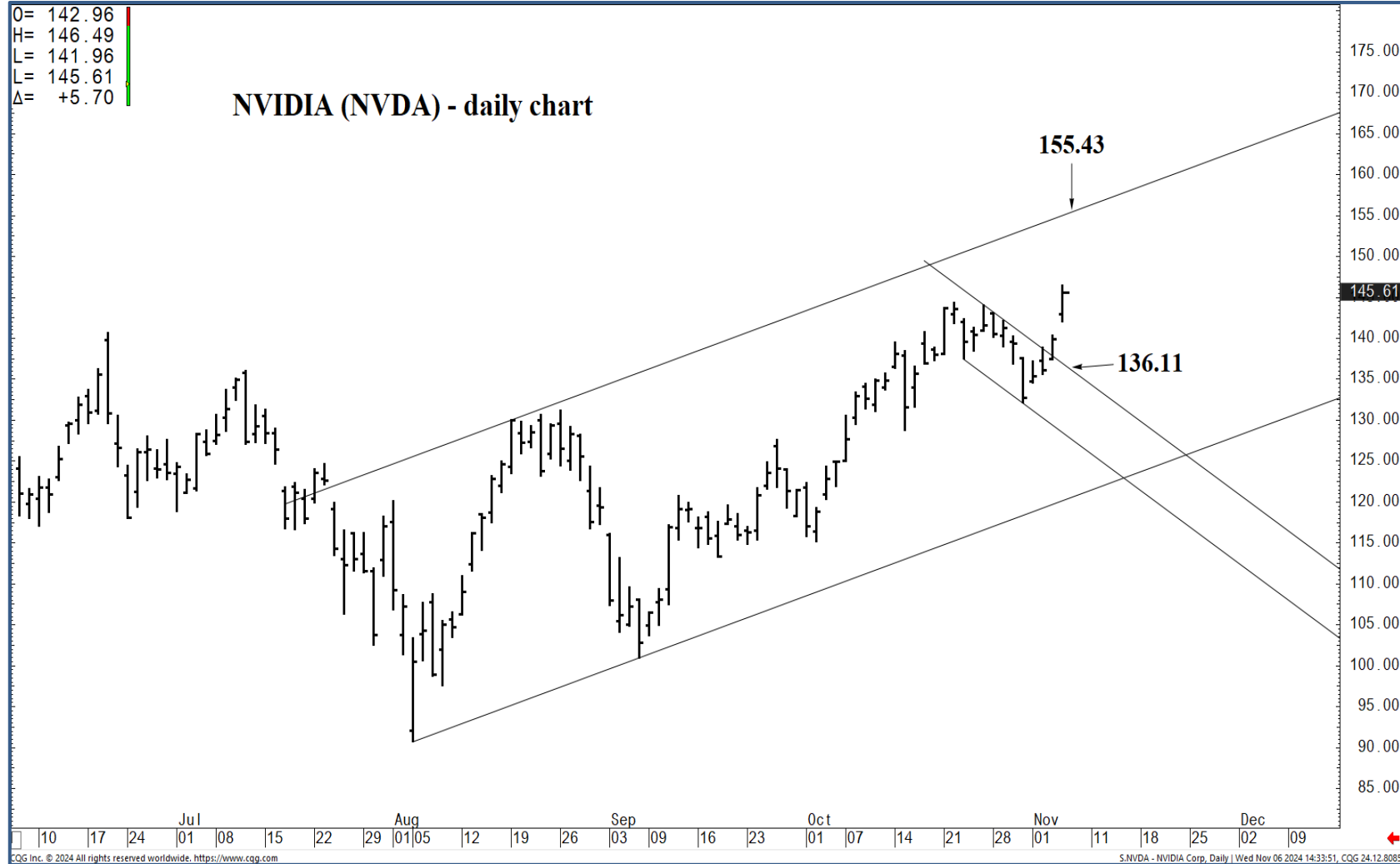
- 158.97 **** multi-week contain**
- 155.43 **** multi-week contain**
- 152.03 * minor
- 150.58 * minor
- 150.58 * intra-day containment
- 148.27 * minor
- 146.58 * minor
- 145.55**
- 143.71 * session containment**
- 142.43 * minor
- 141.00 * minor
- 139.30 * intra-day containment
- 136.11 * minor
- 134.75 * minor
- 133.05 **** multi-wk contain DP**
- 131.74 * minor
- 129.42 * minor
- 127.66 * intra-day containment
- 125.00 * minor
- 123.90 * session containment**

Feb Mar Apr May Jun Jul Aug Sep Oct Nov Dec Jan 24 Feb Mar Apr May Jun Jul Aug Sep Oct Nov Dec Jan Feb Mar Apr May Jun
 CQG Inc. © 2024 All rights reserved worldwide. <https://www.cqg.com> S:NVDA - NVIDIA Corp, Weekly | Wed Nov 06 2024 14:24:43, CQG 24.12.8088



O= 142.96
 H= 146.49
 L= 141.96
 C= 145.61
 Δ= +5.70

NVIDIA (NVDA) - daily chart



Support and Resistance

158.97 **** multi-week contain
155.43 **** multi-week contain

152.03 * minor
 150.58 * minor
 150.58 * intra-day containment
 148.27 * minor
 146.58 * minor

143.71 * session containment

142.43 * minor
 141.00 * minor
 139.30 * intra-day containment
 136.11 * minor
 134.75 * minor

133.05 **** multi-wk contain DP

131.74 * minor
 129.42 * minor
 127.66 * intra-day containment
 125.00 * minor

123.90 * session containment

145.61

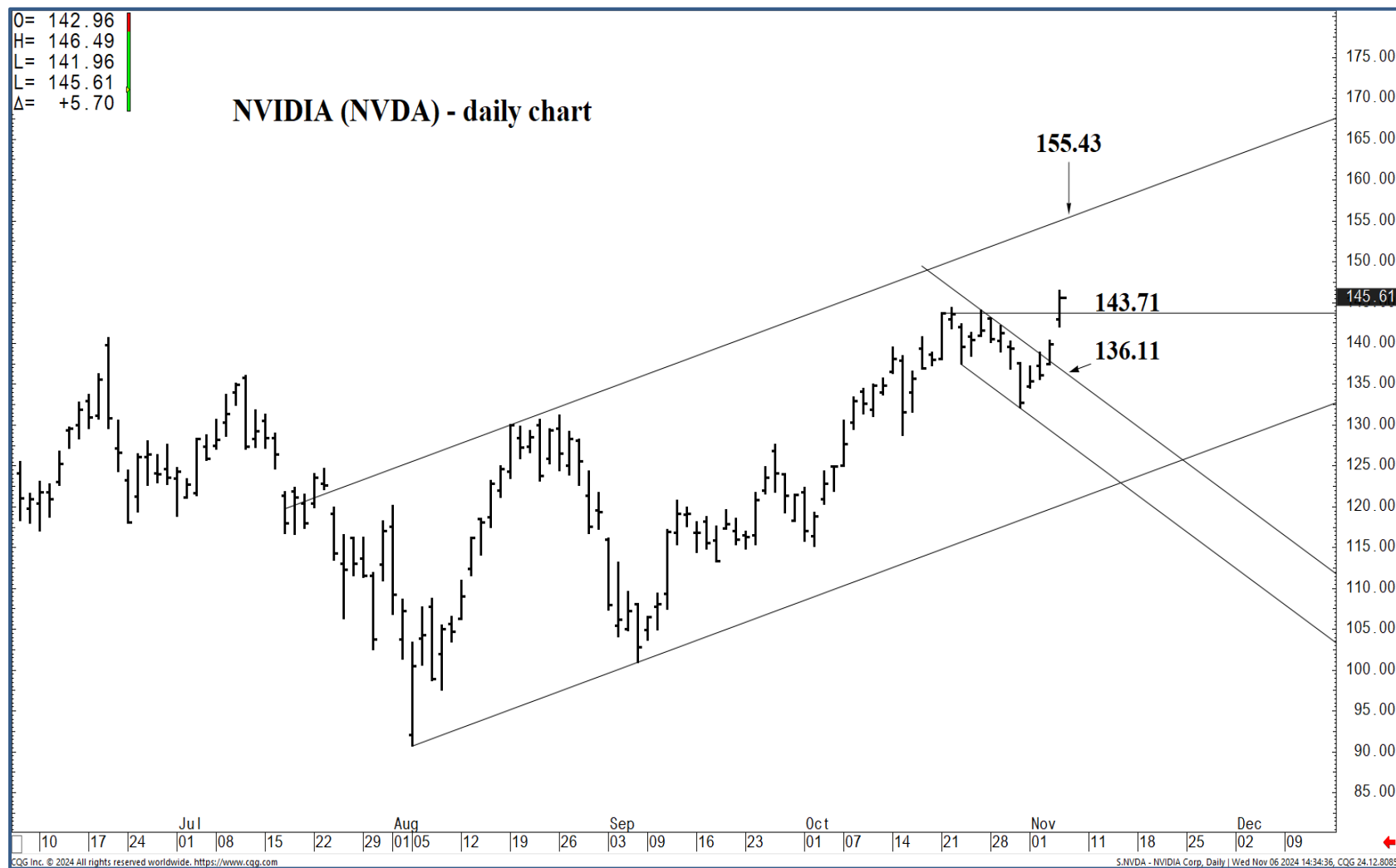
155.43

136.11



O= 142.96
 H= 146.49
 L= 141.96
 C= 145.61
 Δ= +5.70

NVIDIA (NVDA) - daily chart



Support and Resistance

- 158.97** **** multi-week contain
- 155.43** **** multi-week contain
- 152.03 * minor
- 150.58 * minor
- 150.58 * intra-day containment
- 148.27 * minor
- 146.58 * minor
- 143.71** * session containment
- 142.43 * minor
- 141.00 * minor
- 139.30 * intra-day containment
- 136.11 * minor
- 134.75 * minor
- 133.05** **** multi-wk contain DP
- 131.74 * minor
- 129.42 * minor
- 127.66 * intra-day containment
- 125.00 * minor
- 123.90** * session containment

CG Inc. © 2024 All rights reserved worldwide. <https://www.cqg.com> S.NVDA - NVIDIA Corp, Daily | Wed Nov 06 2024 14:34:36, CQG 24.12.8085



O= 142.96
H= 146.49
L= 141.96
L= 145.61
Δ= +5.70

NVIDIA (NVDA) - daily chart



Support and Resistance

- 158.97** **** multi-week contain
- 155.43** **** multi-week contain
- 152.03 * minor
- 150.58 * minor
- 150.58 * intra-day containment
- 148.27 * minor
- 146.58 * minor
- 143.71** * session containment
- 142.43 * minor
- 141.00 * minor
- 139.30 * intra-day containment
- 136.11 * minor
- 134.75 * minor
- 133.05** **** multi-wk contain DP
- 131.74 * minor
- 129.42 * minor
- 127.66 * intra-day containment
- 125.00 * minor
- 123.90** * session containment

Jul 10 17 24 01 08 15 22 29 01 05 12 19 26 03 09 16 23 01 07 14 21 28 01 11 18 25 02 09



O= 142.96
 H= 146.49
 L= 141.96
 L= 145.61
 Δ= +5.70

NVIDIA (NVDA) - daily chart



Support and Resistance

158.97 **** multi-week contain
155.43 **** multi-week contain

152.03 * minor
 150.58 * minor
 150.58 * intra-day containment
 148.27 * minor
 146.58 * minor

143.71 * session containment

142.43 * minor
 141.00 * minor
 139.30 * intra-day containment
 136.11 * minor
 134.75 * minor

133.05 **** multi-wk contain DP

131.74 * minor
 129.42 * minor
 127.66 * intra-day containment
 125.00 * minor

123.90 * session containment

175.00
170.00
165.00
160.00
155.00
150.00
145.61
140.00
135.00
130.00
125.00
120.00
115.00
110.00
105.00
100.00
95.00
90.00
85.00

Jul 10 17 24 01 08 15 22 29 01 05 12 19 26 03 09 16 23 01 07 14 21 28 01 11 18 25 02 09



O= 142.96
 H= 146.49
 L= 141.96
 L= 145.61
 Δ= +5.70

NVIDIA (NVDA) - daily chart



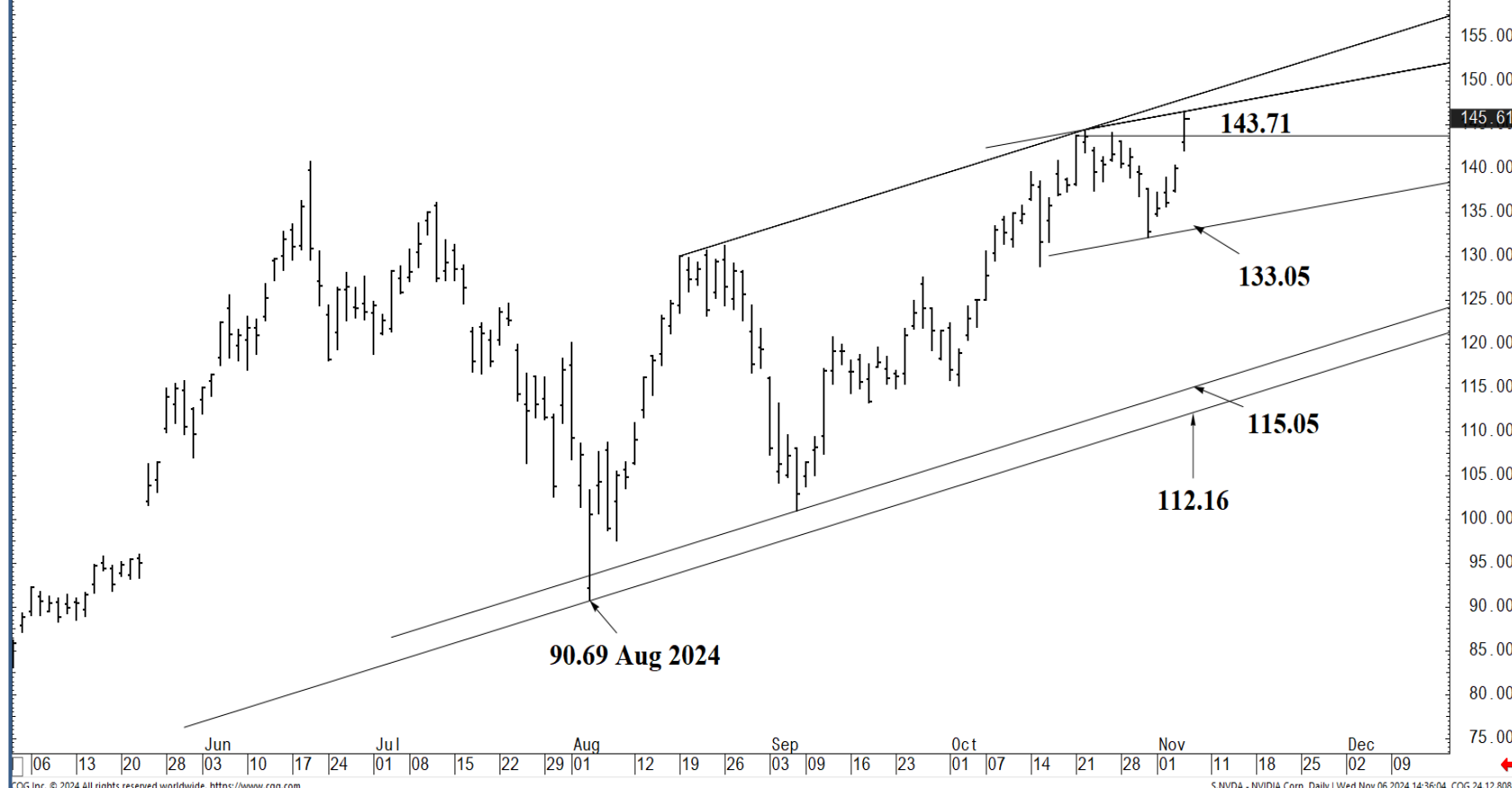
Support and Resistance

- 158.97 **** multi-week contain**
- 155.43 **** multi-week contain**
- 152.03 * minor
- 150.58 * minor
- 150.58 * intra-day containment
- 148.27 * minor
- 146.58 * minor
- 143.71 * session containment**
- 142.43 * minor
- 141.00 * minor
- 139.30 * intra-day containment
- 136.11 * minor
- 134.75 * minor
- 133.05 **** multi-wk contain DP**
- 131.74 * minor
- 129.42 * minor
- 127.66 * intra-day containment
- 125.00 * minor
- 123.90 * session containment**



O= 142.96
 H= 146.49
 L= 141.96
 C= 145.61
 Δ= +5.70

NVIDIA (NVDA) - daily bar chart



Support and Resistance

- 158.97 **** multi-week contain**
- 155.43 **** multi-week contain**
- 152.03 * minor
- 150.58 * minor
- 150.58 * intra-day containment
- 148.27 * minor
- 146.58 * minor
- 143.71 * session containment**
- 142.43 * minor
- 141.00 * minor
- 139.30 * intra-day containment
- 136.11 * minor
- 134.75 * minor
- 133.05 **** multi-wk contain DP**
- 131.74 * minor
- 129.42 * minor
- 127.66 * intra-day containment
- 125.00 * minor
- 123.90 * session containment**

