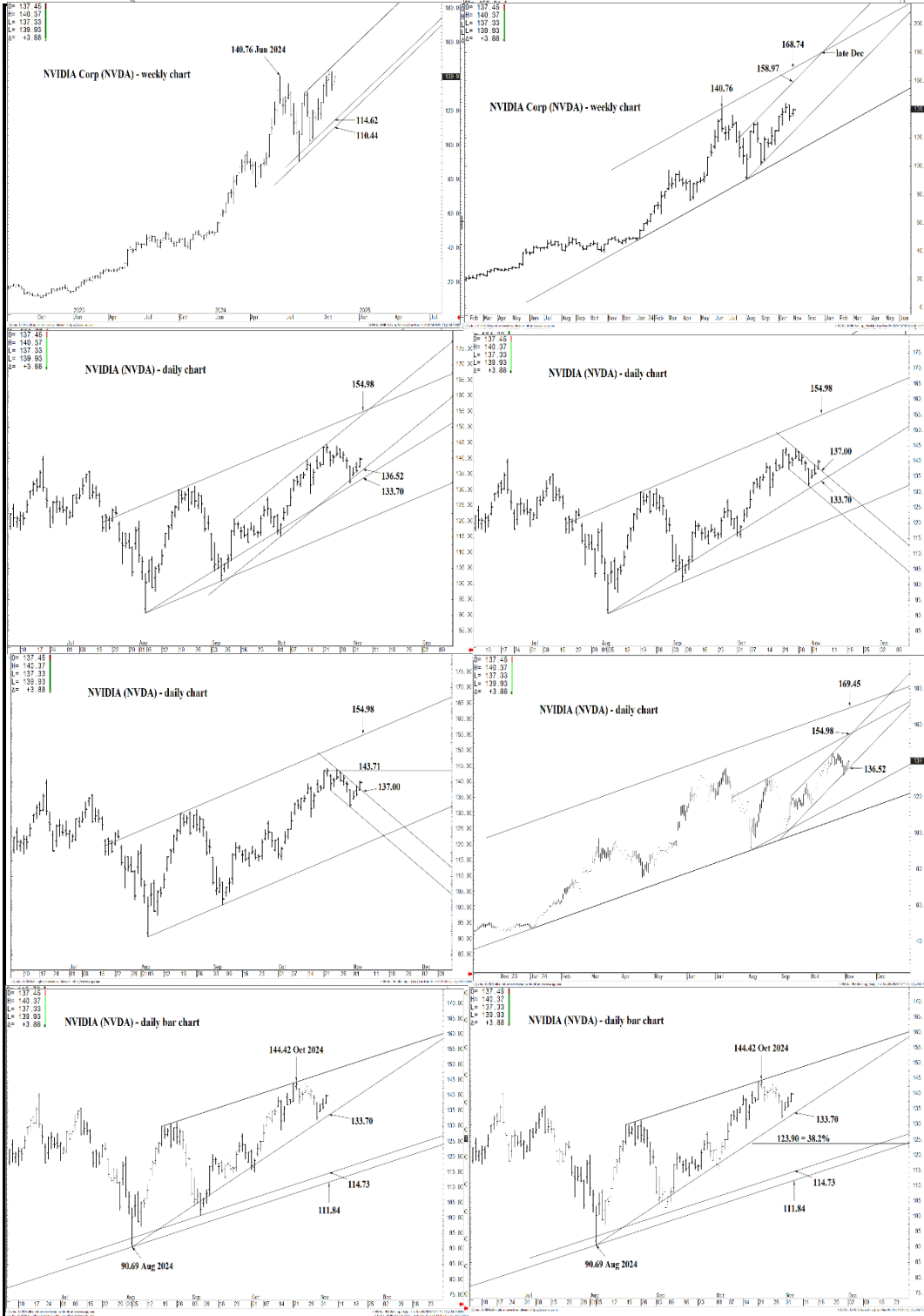




WICKED STOCKS

DIRECTIONAL CLARITY FOR THE ACTIVE INVESTOR



Support and Resistance

158.97 **** multi-week contain
154.53 **** multi-week contain

150.90 * minor
 149.83 * minor
 147.30 * intra-day containment
 146.58 * minor
 144.80 * minor

143.71 * session containment

142.43 * minor
 141.25 * minor
 139.72 * minor

137.00 * session containment UP
136.52 **** multi-week contain
133.70 **** multi-wk contain DP

131.74 * minor
 129.42 * minor
 127.66 * intra-day containment
 125.00 * minor

123.90 * session containment

O= 137.45
 H= 140.37
 L= 137.33
 L= 139.93
 Δ= +3.88

NVIDIA Corp (NVDA) - weekly chart

140.76 Jun 2024

114.62

110.44

180.00
 160.00
 140.00
 139.93
 120.00
 100.00
 80.00
 60.00
 40.00
 20.00

Support and Resistance

158.97 ** multi-week contain**
154.53 ** multi-week contain**

150.90 * minor
 149.83 * minor
 147.30 * intra-day containment
 146.58 * minor
 144.80 * minor

143.71 * session containment

142.43 * minor
 141.25 * minor
 139.72 * minor

137.00 * session containment UP
136.52 ** multi-week contain**
133.70 ** multi-wk contain DP**

131.74 * minor
 129.42 * minor
 127.66 * intra-day containment
 125.00 * minor

123.90 * session containment

2023 Oct Jan Apr Jul Oct 2024 Jan Apr Jul Oct 2025 Jan Apr Jul

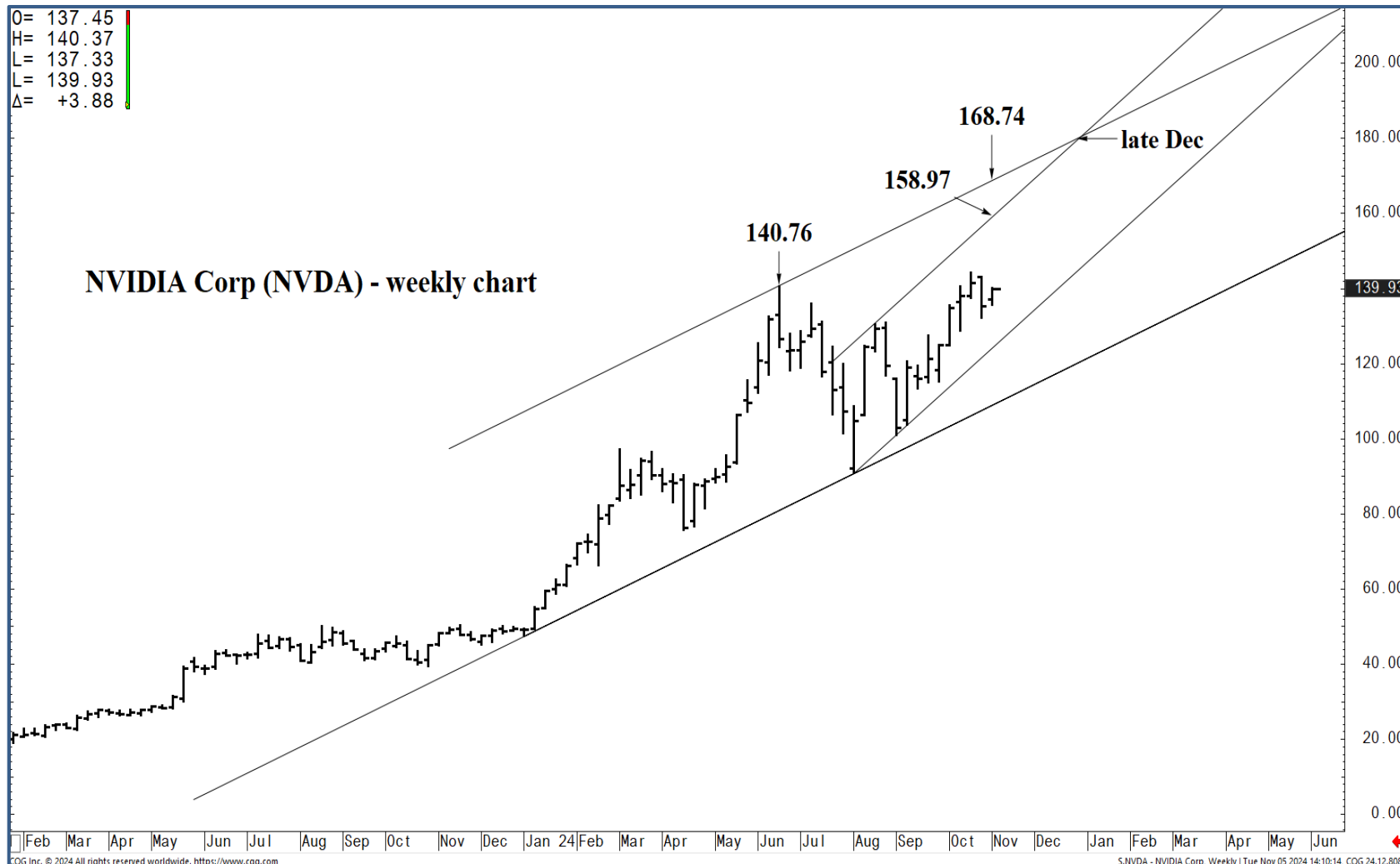
COG Inc. © 2024 All rights reserved worldwide. <https://www.cog.com>

S.NVDA - NVIDIA Corp, Weekly | Tue Nov 05 2024 14:10:03, COG 24-12-8083



O= 137.45
 H= 140.37
 L= 137.33
 L= 139.93
 Δ= +3.88

NVIDIA Corp (NVDA) - weekly chart



Support and Resistance

- 158.97** **** multi-week contain
- 154.53** **** multi-week contain
- 150.90 * minor
- 149.83 * minor
- 147.30 * intra-day containment
- 146.58 * minor
- 144.80 * minor
- 143.71** * session containment
- 142.43 * minor
- 141.25 * minor
- 139.72 * minor
- 137.00** * session containment UP
- 136.52** **** multi-week contain
- 133.70** **** multi-wk contain DP
- 131.74 * minor
- 129.42 * minor
- 127.66 * intra-day containment
- 125.00 * minor
- 123.90** * session containment

Feb Mar Apr May Jun Jul Aug Sep Oct Nov Dec Jan 24 Feb Mar Apr May Jun Jul Aug Sep Oct Nov Dec Jan Feb Mar Apr May Jun



O= 137.45
H= 140.37
L= 137.33
L= 139.93
Δ= +3.88

NVIDIA (NVDA) - daily chart



Support and Resistance

- 158.97** **** multi-week contain
- 154.53** **** multi-week contain
- 150.90 * minor
- 149.83 * minor
- 147.30 * intra-day containment
- 146.58 * minor
- 144.80 * minor
- 143.71** * session containment
- 142.43 * minor
- 141.25 * minor
- 139.72 * minor
- 137.00** * session containment UP
- 136.52** **** multi-week contain
- 133.70** **** multi-wk contain DP
- 131.74 * minor
- 129.42 * minor
- 127.66 * intra-day containment
- 125.00 * minor
- 123.90** * session containment



O= 137.45
 H= 140.37
 L= 137.33
 C= 139.93
 Δ= +3.88

NVIDIA (NVDA) - daily chart



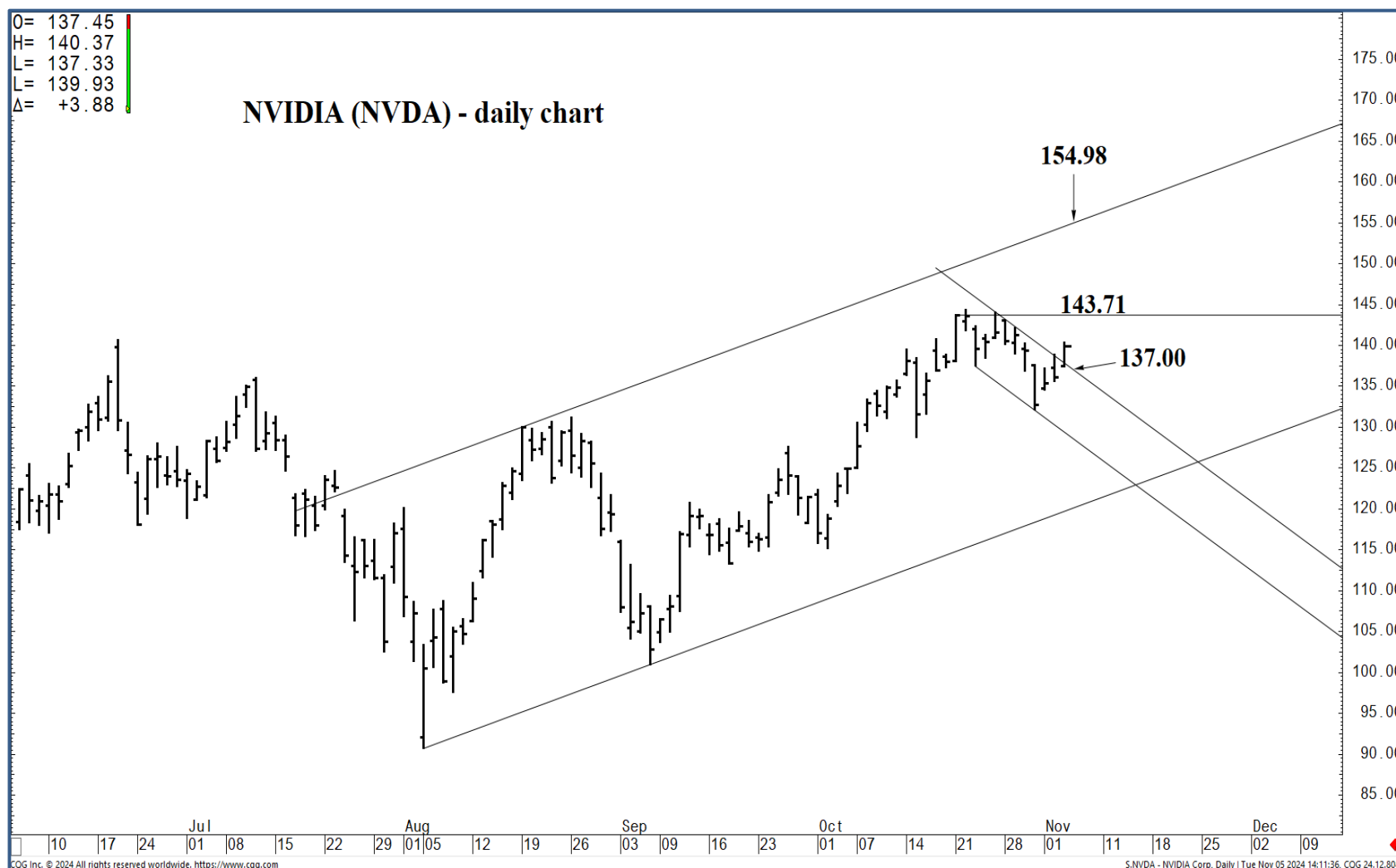
Support and Resistance

- 158.97 **** multi-week contain**
- 154.53 **** multi-week contain**
- 150.90 * minor
- 149.83 * minor
- 147.30 * intra-day containment
- 146.58 * minor
- 144.80 * minor
- 143.71 * session containment**
- 142.43 * minor
- 141.25 * minor
- 139.72 * minor
- 137.00 * session containment UP**
- 136.52 **** multi-week contain**
- 133.70 **** multi-wk contain DP**
- 131.74 * minor
- 129.42 * minor
- 127.66 * intra-day containment
- 125.00 * minor
- 123.90 * session containment**



O= 137.45
 H= 140.37
 L= 137.33
 L= 139.93
 Δ= +3.88

NVIDIA (NVDA) - daily chart



Support and Resistance

- 158.97** **** multi-week contain
- 154.53** **** multi-week contain
- 150.90 * minor
- 149.83 * minor
- 147.30 * intra-day containment
- 146.58 * minor
- 144.80 * minor
- 143.71** * session containment
- 142.43 * minor
- 141.25 * minor
- 139.72 * minor
- 137.00** * session containment UP
- 136.52** **** multi-week contain
- 133.70** **** multi-wk contain DP
- 131.74 * minor
- 129.42 * minor
- 127.66 * intra-day containment
- 125.00 * minor
- 123.90** * session containment



O= 137.45
 H= 140.37
 L= 137.33
 L= 139.93
 Δ= +3.88

NVIDIA (NVDA) - daily chart



Support and Resistance

- 158.97 **** multi-week contain**
- 154.53 **** multi-week contain**
- 150.90 * minor
- 149.83 * minor
- 147.30 * intra-day containment
- 146.58 * minor
- 144.80 * minor
- 143.71 * session containment**
- 142.43 * minor
- 141.25 * minor
- 139.72 * minor
- 137.00 * session containment UP**
- 136.52 **** multi-week contain**
- 133.70 **** multi-wk contain DP**
- 131.74 * minor
- 129.42 * minor
- 127.66 * intra-day containment
- 125.00 * minor
- 123.90 * session containment**

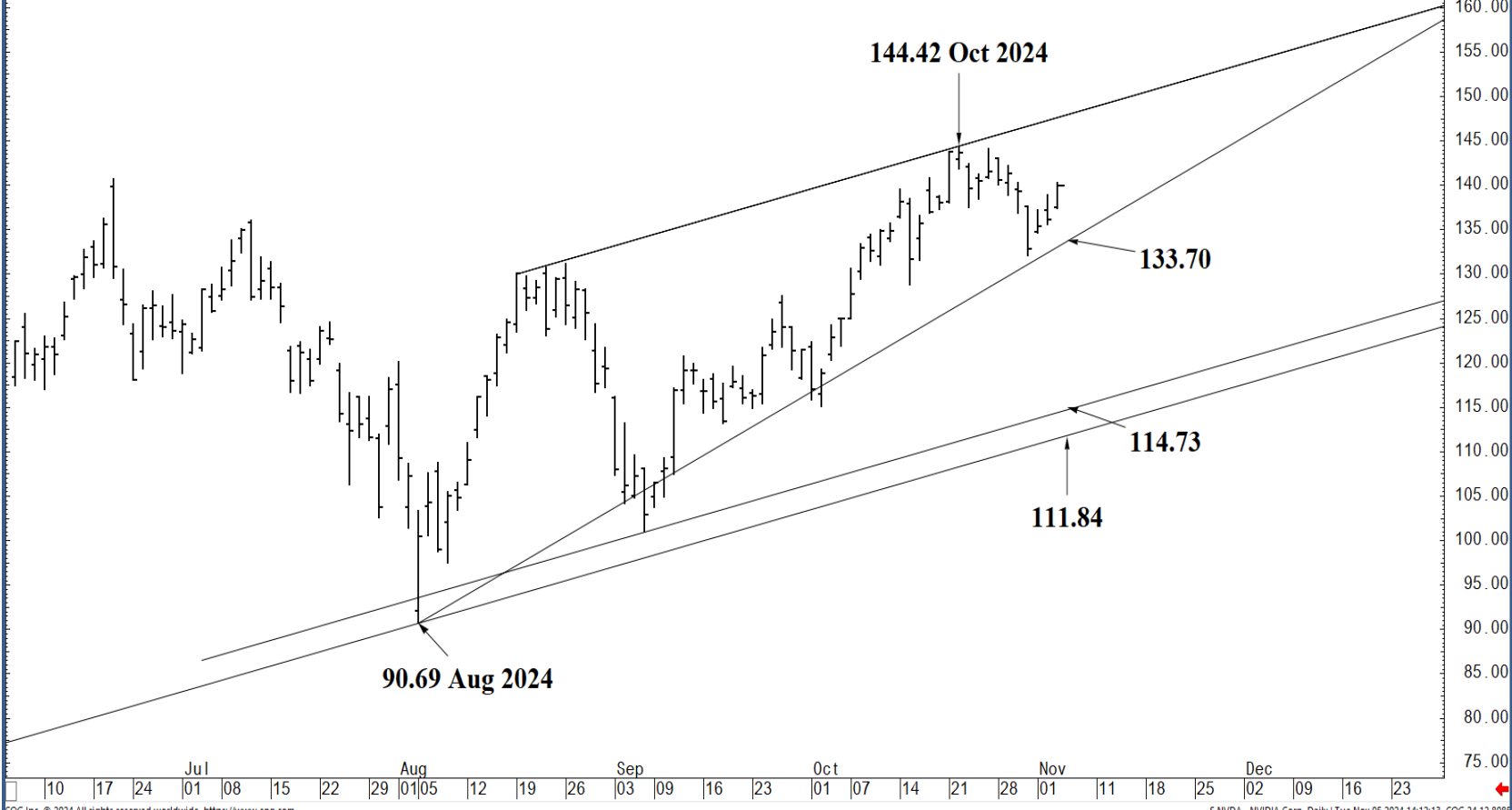
Dec 23 | Jan 24 | Feb | Mar | Apr | May | Jun | Jul | Aug | Sep | Oct | Nov | Dec

COG Inc. © 2024 All rights reserved worldwide. <https://www.cqg.com> S.NVDA - NVIDIA Corp, Daily | Tue Nov 05 2024 14:11:49, COG 24-12-8083



O= 137.45
 H= 140.37
 L= 137.33
 L= 139.93
 Δ= +3.88

NVIDIA (NVDA) - daily bar chart



CGQ Inc. © 2024 All rights reserved worldwide. <https://www.cgq.com> S.NVDA - NVIDIA Corp, Daily | Tue Nov 05 2024 14:12:13, CGQ 24.12.8085

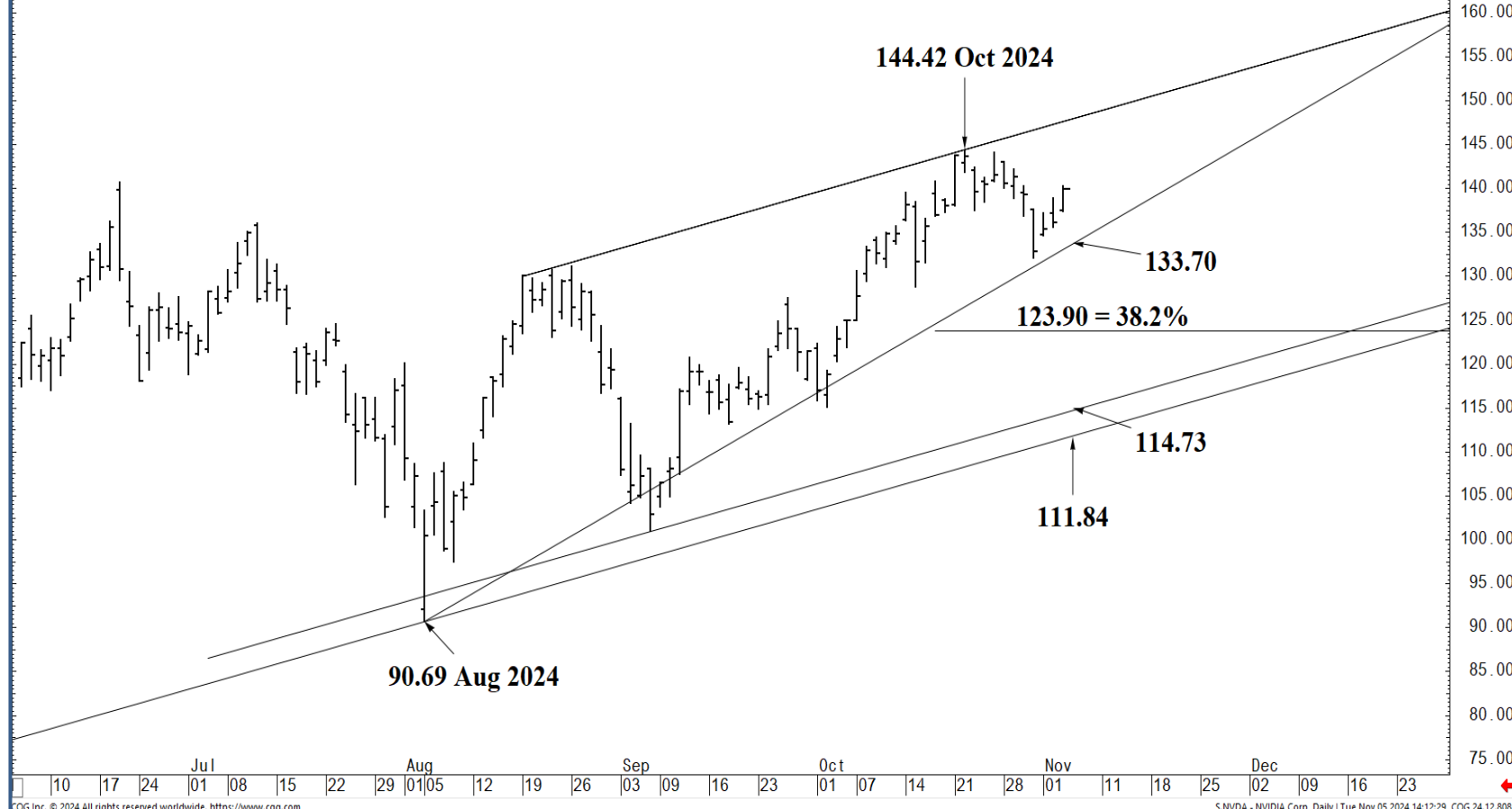
Support and Resistance

- 158.97 **** multi-week contain**
- 154.53 **** multi-week contain**
- 150.90 * minor
- 149.83 * minor
- 147.30 * intra-day containment
- 146.58 * minor
- 144.80 * minor
- 143.71 * session containment**
- 142.43 * minor
- 141.25 * minor
- 139.72 * minor
- 137.00 * session containment UP**
- 136.52 **** multi-week contain**
- 133.70 **** multi-wk contain DP**
- 131.74 * minor
- 129.42 * minor
- 127.66 * intra-day containment
- 125.00 * minor
- 123.90 * session containment**



O= 137.45
 H= 140.37
 L= 137.33
 L= 139.93
 Δ= +3.88

NVIDIA (NVDA) - daily bar chart



Support and Resistance

- 158.97 **** multi-week contain**
- 154.53 **** multi-week contain**
- 150.90 * minor
- 149.83 * minor
- 147.30 * intra-day containment
- 146.58 * minor
- 144.80 * minor
- 143.71 * session containment**
- 142.43 * minor
- 141.25 * minor
- 139.72 * minor
- 137.00 * session containment UP**
- 136.52 **** multi-week contain**
- 133.70 **** multi-wk contain DP**
- 131.74 * minor
- 129.42 * minor
- 127.66 * intra-day containment
- 125.00 * minor
- 123.90 * session containment**

