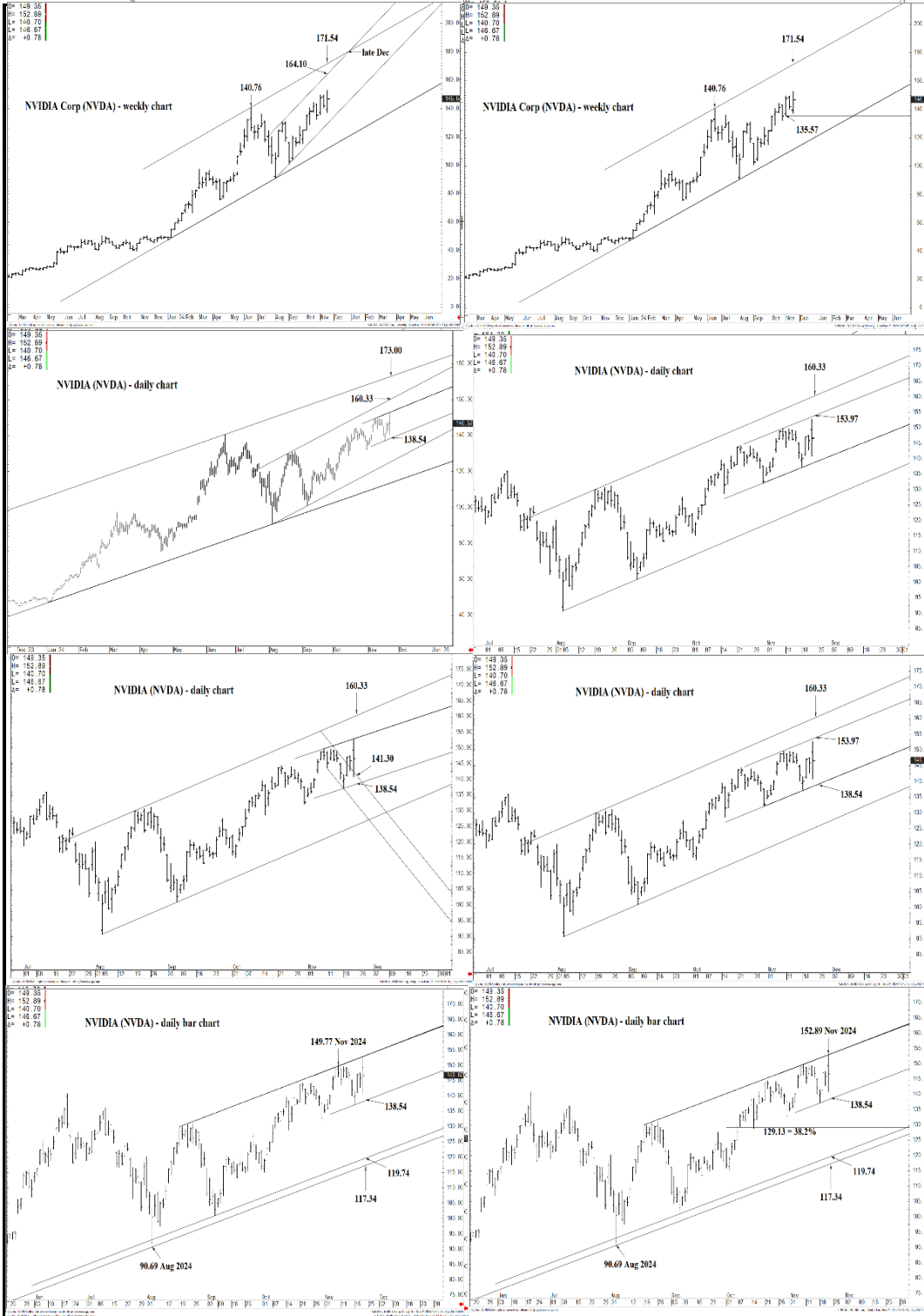




WICKED STOCKS

DIRECTIONAL CLARITY FOR THE ACTIVE INVESTOR



Support and Resistance

164.10 **** multi-week contain
160.33 **** multi-week contain

157.57 * minor
 156.08 * minor
 154.59 * minor

153.97 * session containment

152.65 * minor
 150.67 * minor
 149.77 * intra-day containment
 148.55 * minor
 146.80 * minor
 143.71 * minor
 141.30 * intra-day containment
 140.70 * minor

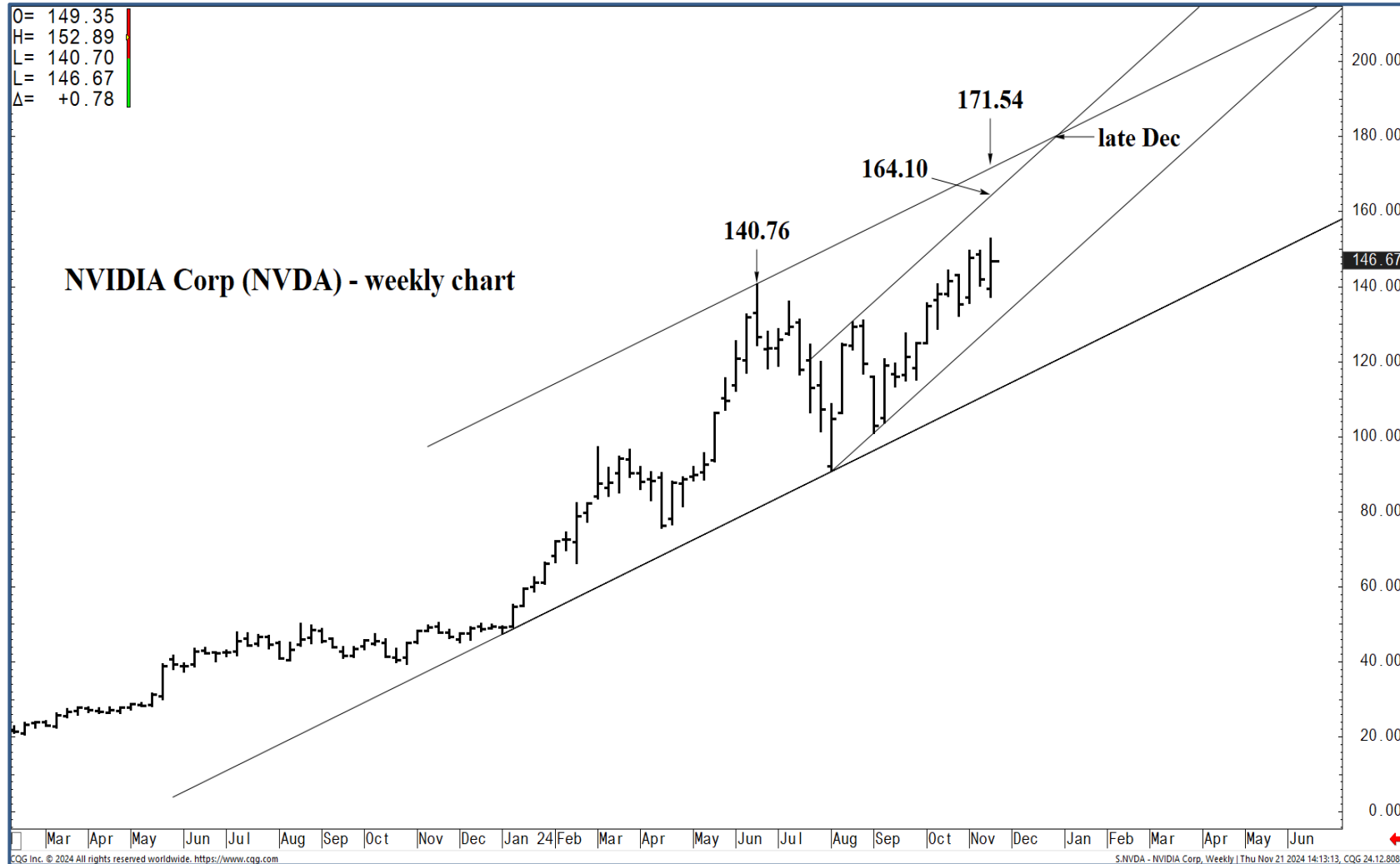
138.54 **** multi-wk contain DP
135.57 **** multi-wk contain DP

133.43 * minor
 131.74 * minor
 129.42 * minor

127.20 * session containment

O= 149.35
 H= 152.89
 L= 140.70
 L= 146.67
 Δ= +0.78

NVIDIA Corp (NVDA) - weekly chart



Support and Resistance

- 164.10** **** multi-week contain
- 160.33** **** multi-week contain
- 157.57 * minor
- 156.08 * minor
- 154.59 * minor
- 153.97** * session containment
- 146.67
- 152.65 * minor
- 150.67 * minor
- 149.77 * intra-day containment
- 148.55 * minor
- 146.80 * minor
- 143.71 * minor
- 141.30 * intra-day containment
- 140.70 * minor
- 138.54** **** multi-wk contain DP
- 135.57** **** multi-wk contain DP
- 133.43 * minor
- 131.74 * minor
- 129.42 * minor
- 127.20** * session containment

Mar Apr May Jun Jul Aug Sep Oct Nov Dec Jan 24 Feb Mar Apr May Jun
 CQG Inc. © 2024 All rights reserved worldwide. <https://www.cqg.com> S.NVDA - NVIDIA Corp, Weekly | Thu Nov 21 2024 14:13:13, CQG 24-12-8083



O= 149.35
 H= 152.89
 L= 140.70
 L= 146.67
 Δ= +0.78

NVIDIA Corp (NVDA) - weekly chart



Support and Resistance

- 164.10** **** multi-week contain
- 160.33** **** multi-week contain
- 157.57 * minor
- 156.08 * minor
- 154.59 * minor
- 153.97** * session containment
- 146.67
- 152.65 * minor
- 150.67 * minor
- 149.77 * intra-day containment
- 148.55 * minor
- 146.80 * minor
- 143.71 * minor
- 141.30 * intra-day containment
- 140.70 * minor
- 138.54** **** multi-wk contain DP
- 135.57** **** multi-wk contain DP
- 133.43 * minor
- 131.74 * minor
- 129.42 * minor
- 127.20** * session containment

Mar Apr May Jun Jul Aug Sep Oct Nov Dec Jan 24 Feb Mar Apr May Jun
 S.NVDA - NVIDIA Corp, Weekly | Thu Nov 21 2024 14:13:01, CQG 24.12.8088



O= 149.35
H= 152.89
L= 140.70
L= 146.67
Δ= +0.78

NVIDIA (NVDA) - daily chart



Support and Resistance

- 164.10 **** multi-week contain**
- 160.33 **** multi-week contain**

- 157.57 * minor
- 156.08 * minor
- 154.59 * minor

- 153.97 * session containment**

- 152.65 * minor
- 150.67 * minor
- 149.77 * intra-day containment
- 148.55 * minor
- 146.80 * minor
- 143.71 * minor
- 141.30 * intra-day containment
- 140.70 * minor

- 138.54 **** multi-wk contain DP**
- 135.57 **** multi-wk contain DP**

- 133.43 * minor
- 131.74 * minor
- 129.42 * minor

- 127.20 * session containment**

Dec 23 | Jan 24 | Feb | Mar | Apr | May | Jun | Jul | Aug | Sep | Oct | Nov | Dec | Jan 25

CGI Inc. © 2024 All rights reserved worldwide. <https://www.cqi.com>

S.NVDA - NVIDIA Corp, Daily | Thu Nov 21 2024 14:13:55, CQG 24.12.8083



O= 149.35
 H= 152.89
 L= 140.70
 C= 146.67
 Δ= +0.78

NVIDIA (NVDA) - daily chart



Support and Resistance

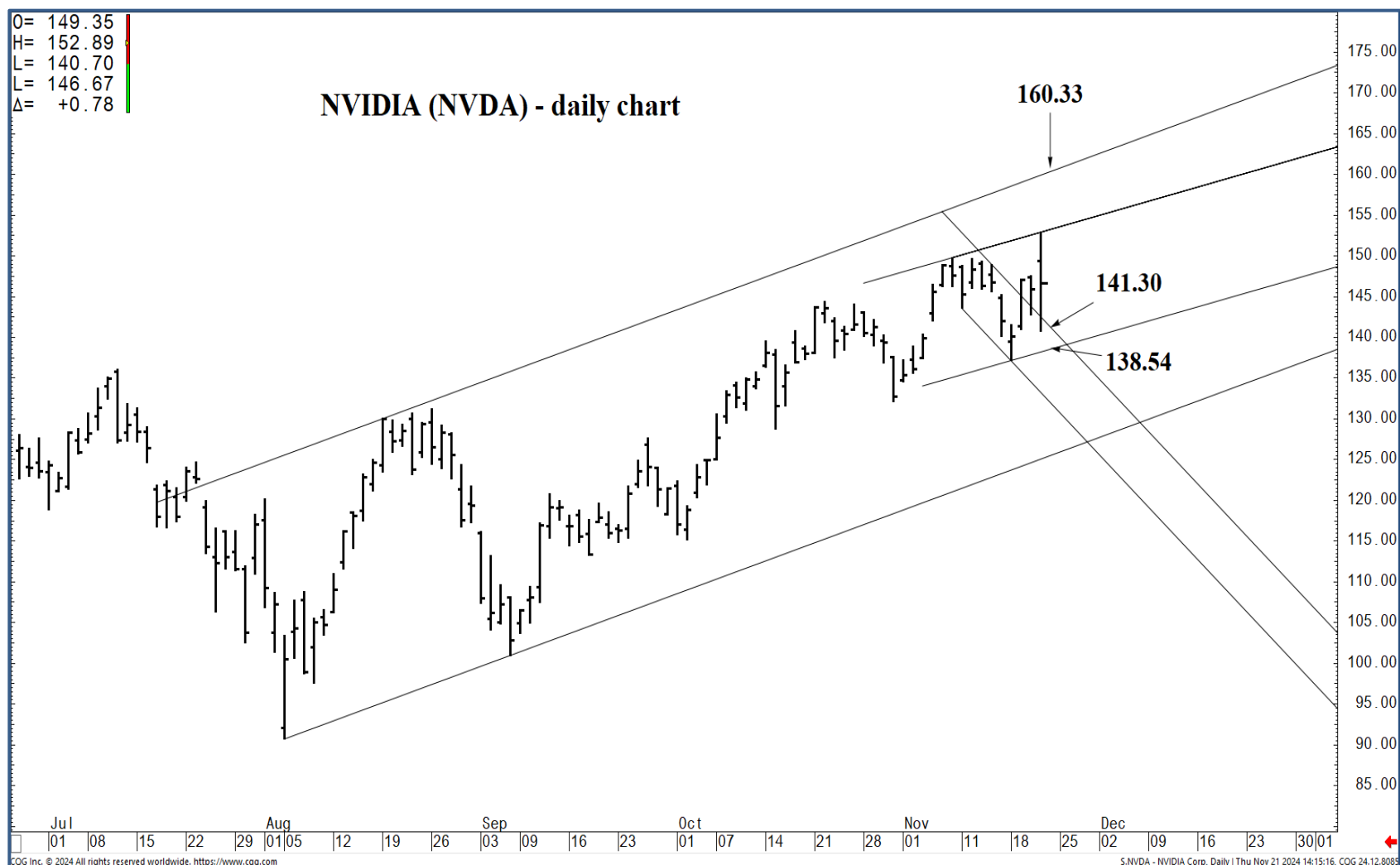
- 164.10 **** multi-week contain**
- 160.33 **** multi-week contain**
- 157.57 * minor
- 156.08 * minor
- 154.59 * minor
- 153.97 * session containment**
- 152.65 * minor
- 150.67 * minor
- 149.77 * intra-day containment
- 148.55 * minor
- 146.80 * minor
- 143.71 * minor
- 141.30 * intra-day containment
- 140.70 * minor
- 138.54 **** multi-wk contain DP**
- 135.57 **** multi-wk contain DP**
- 133.43 * minor
- 131.74 * minor
- 129.42 * minor
- 127.20 * session containment**

Jul 01 08 15 22 29 01|05 12 19 26 03|09 16 23 01 07 14 21 28 01 11 18 25 02 09 16 23 30|01
 CQG Inc. © 2024 All rights reserved worldwide. <https://www.cqg.com> S.NVDA - NVIDIA Corp, Daily | Thu Nov 21 2024 14:15:03, CQG 24.12.8085



O= 149.35
 H= 152.89
 L= 140.70
 Δ= +0.78

NVIDIA (NVDA) - daily chart



Support and Resistance

- 164.10** **** multi-week contain
- 160.33** **** multi-week contain
- 157.57 * minor
- 156.08 * minor
- 154.59 * minor
- 153.97** * session containment
- 152.65 * minor
- 150.67 * minor
- 149.77 * intra-day containment
- 148.55 * minor
- 146.80 * minor
- 143.71 * minor
- 141.30 * intra-day containment
- 140.70 * minor
- 138.54** **** multi-wk contain DP
- 135.57** **** multi-wk contain DP
- 133.43 * minor
- 131.74 * minor
- 129.42 * minor
- 127.20** * session containment

Jul 01 08 15 22 29 Aug 01 05 12 19 26 Sep 03 09 16 23 Oct 01 07 14 21 28 Nov 01 11 18 25 Dec 02 09 16 23 30 01

CGG Inc. © 2024 All rights reserved worldwide. <https://www.cgg.com>

S.NVDA - NVIDIA Corp, Daily | Thu Nov 21 2024 14:15:16, CGG 24.12.8085



O= 149.35
H= 152.89
L= 140.70
L= 146.67
Δ= +0.78

NVIDIA (NVDA) - daily chart



Support and Resistance

164.10 **** multi-week contain
160.33 **** multi-week contain

157.57 * minor
156.08 * minor
154.59 * minor

153.97 * session containment

146.67 * minor
145.00 * minor
149.77 * intra-day containment
148.55 * minor
146.80 * minor
143.71 * minor
141.30 * intra-day containment
140.70 * minor

138.54 **** multi-wk contain DP
135.57 **** multi-wk contain DP

133.43 * minor
131.74 * minor
129.42 * minor

127.20 * session containment

Jul 01 08 15 22 29 Aug 01 05 12 19 26 Sep 03 09 16 23 Oct 01 07 14 21 28 Nov 01 11 18 25 Dec 02 09 16 23 30 01

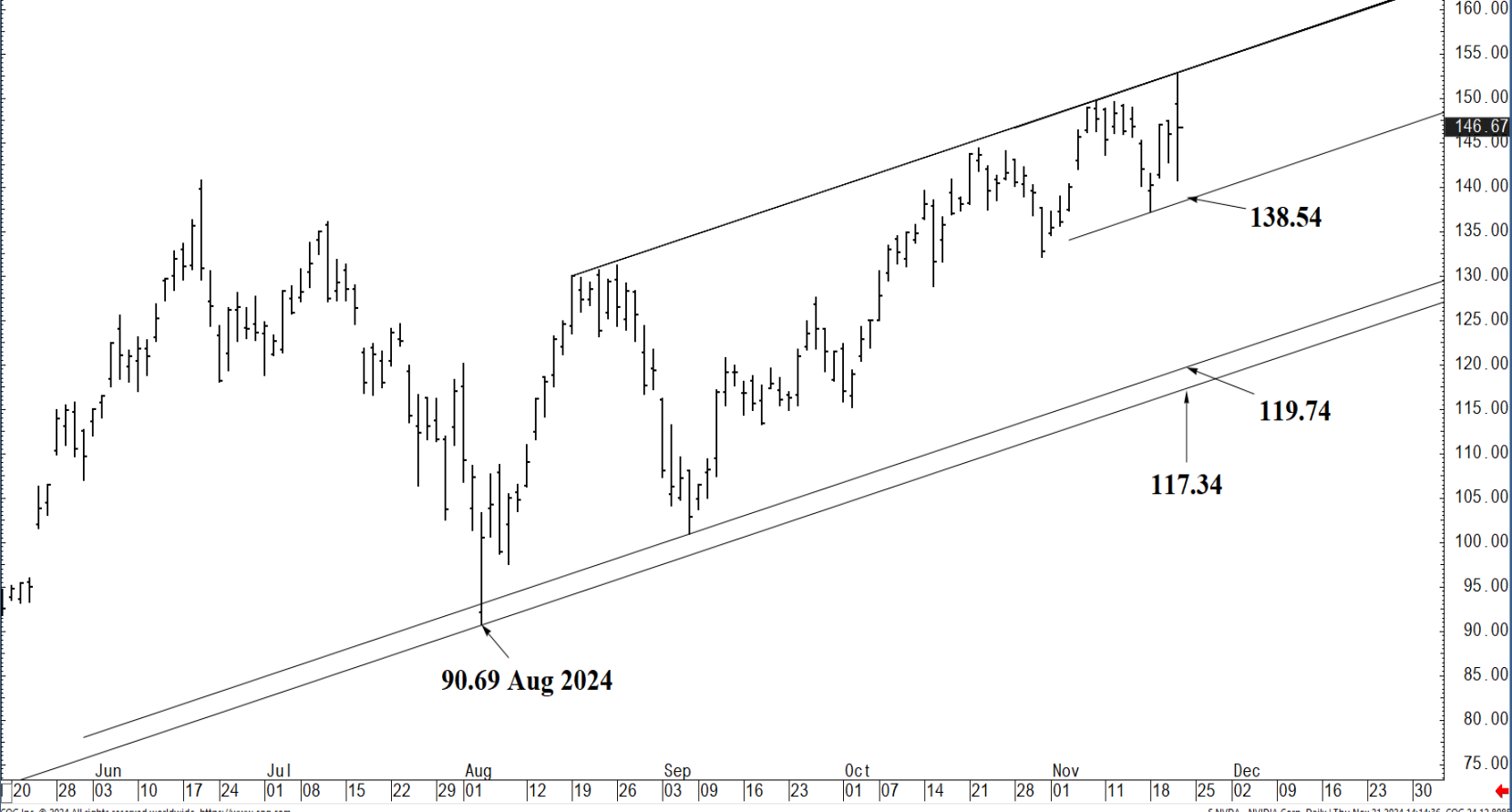
COG Inc. © 2024 All rights reserved worldwide. <https://www.cqg.com>

S.NVDA - NVIDIA Corp, Daily | Thu Nov 21 2024 14:17:48, COG 24-12-8083



O= 149.35
 H= 152.89
 L= 140.70
 L= 146.67
 Δ= +0.78

NVIDIA (NVDA) - daily bar chart



Support and Resistance

- 164.10 **** multi-week contain**
- 160.33 **** multi-week contain**
- 157.57 * minor
- 156.08 * minor
- 154.59 * minor
- 153.97 * session containment**
- 152.65 * minor
- 150.67 * minor
- 149.77 * intra-day containment
- 148.55 * minor
- 146.80 * minor
- 143.71 * minor
- 141.30 * intra-day containment
- 140.70 * minor
- 138.54 **** multi-wk contain DP**
- 135.57 **** multi-wk contain DP**
- 133.43 * minor
- 131.74 * minor
- 129.42 * minor
- 127.20 * session containment**

COG Inc. © 2024 All rights reserved worldwide. <https://www.cog.com>

S.NVDA - NVIDIA Corp, Daily | Thu Nov 21 2024 14:14:36, COG 24.12.8085



O= 149.35
H= 152.89
L= 140.70
L= 146.67
Δ= +0.78

NVIDIA (NVDA) - daily bar chart



Support and Resistance

- 164.10 **** multi-week contain**
- 160.33 **** multi-week contain**
- 157.57 * minor
- 156.08 * minor
- 154.59 * minor
- 153.97 * session containment**
- 152.65 * minor
- 150.67 * minor
- 149.77 * intra-day containment
- 148.55 * minor
- 146.80 * minor
- 143.71 * minor
- 141.30 * intra-day containment
- 140.70 * minor
- 138.54 **** multi-wk contain DP**
- 135.57 **** multi-wk contain DP**
- 133.43 * minor
- 131.74 * minor
- 129.42 * minor
- 127.20 * session containment**

