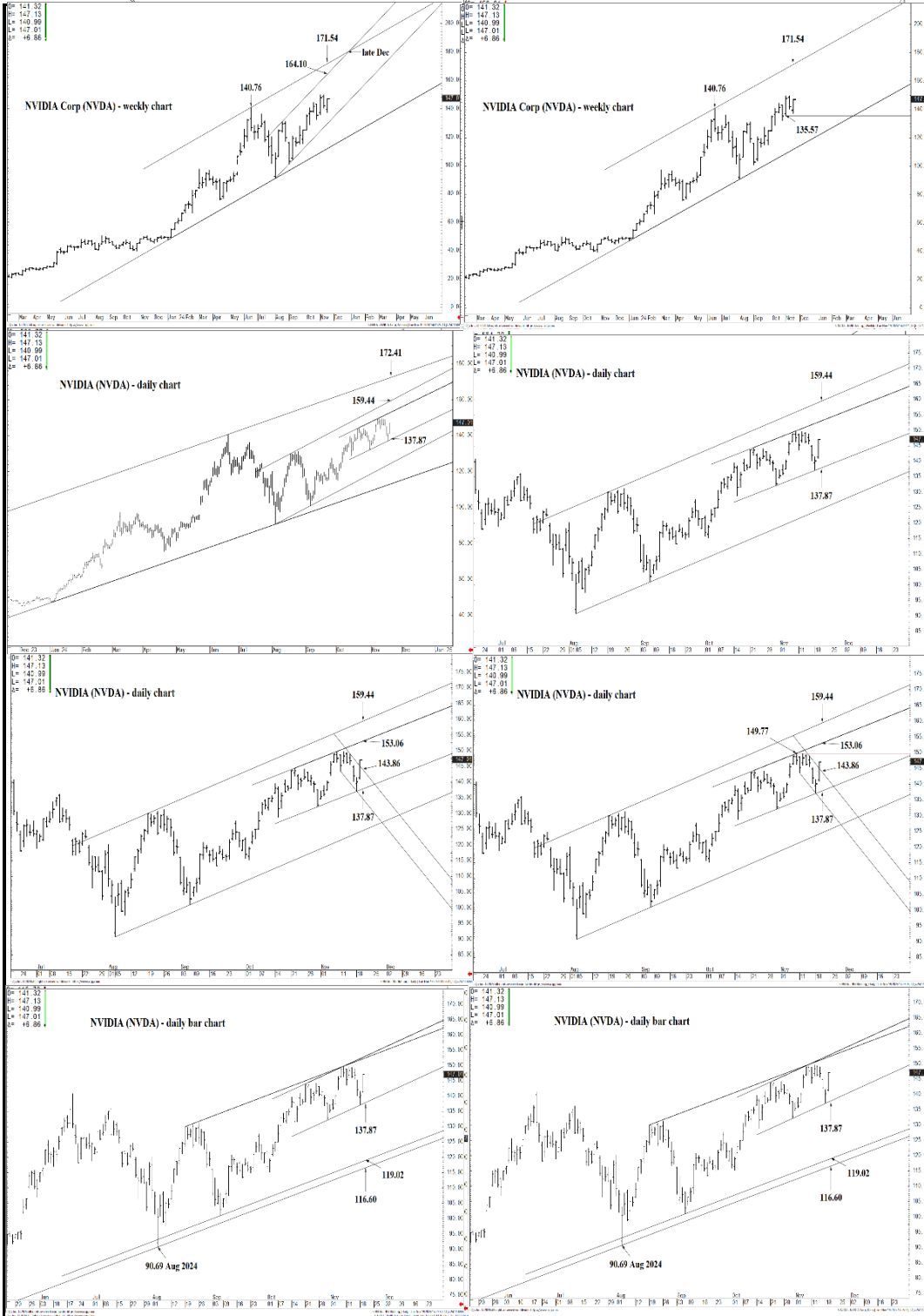




WICKED STOCKS

DIRECTIONAL CLARITY FOR THE ACTIVE INVESTOR



Support and Resistance

164.10 **** multi-week contain
159.44 **** multi-week contain

157.57 * minor
 156.08 * minor
 154.59 * minor

153.06 * session containment

152.65 * minor
 150.67 * minor
 149.77 * intra-day containment
 148.88 * minor
 146.76 * minor

143.86 * session containment

142.14 * minor
 141.55 * minor
 140.96 * intra-day containment
 140.15 * minor
 138.86 * minor

137.87 **** multi-wk contain DP
135.57 **** multi-wk contain DP

133.43 * minor
 131.74 * minor
 129.42 * minor

127.20 * session containment

O= 141.32
 H= 147.13
 L= 140.99
 L= 147.01
 Δ= +6.86

NVIDIA Corp (NVDA) - weekly chart



200.00
 180.00
 160.00
 140.00
 120.00
 100.00
 80.00
 60.00
 40.00
 20.00
 0.00

Support and Resistance

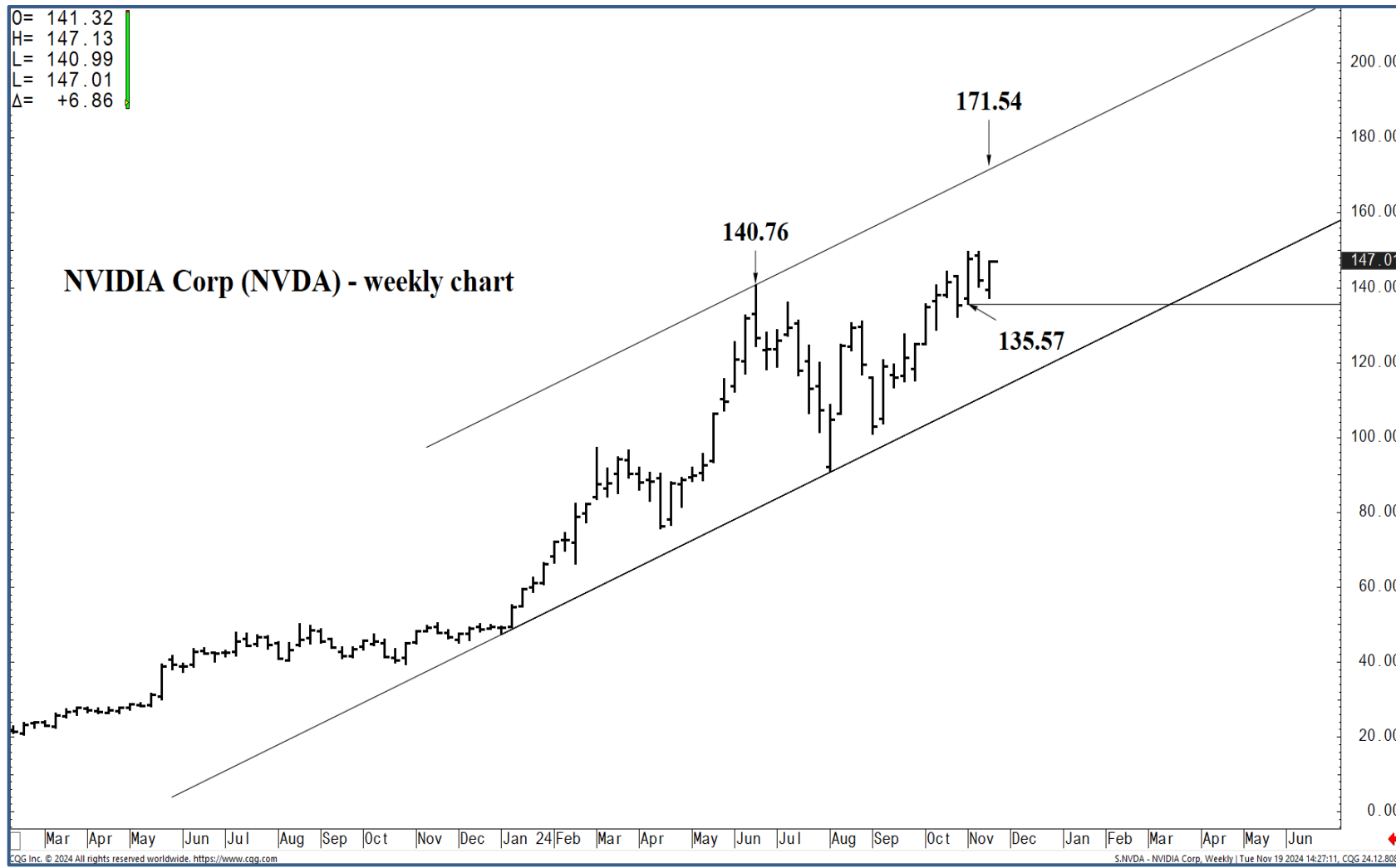
- 164.10 **** multi-week contain**
- 159.44 **** multi-week contain**
- 157.57 * minor
- 156.08 * minor
- 154.59 * minor
- 153.06 * session containment**
- 152.65 * minor
- 150.67 * minor
- 149.77 * intra-day containment
- 148.88 * minor
- 146.76 * minor
- 143.86 * session containment**
- 142.14 * minor
- 141.55 * minor
- 140.96 * intra-day containment
- 140.15 * minor
- 138.86 * minor
- 137.87 **** multi-wk contain DP**
- 135.57 **** multi-wk contain DP**
- 133.43 * minor
- 131.74 * minor
- 129.42 * minor
- 127.20 * session containment**

Mar Apr May Jun Jul Aug Sep Oct Nov Dec Jan 24 Feb Mar Apr May Jun Jul Aug Sep Oct Nov Dec Jan Feb Mar Apr May Jun



O= 141.32
 H= 147.13
 L= 140.99
 C= 147.01
 Δ= +6.86

NVIDIA Corp (NVDA) - weekly chart



Support and Resistance

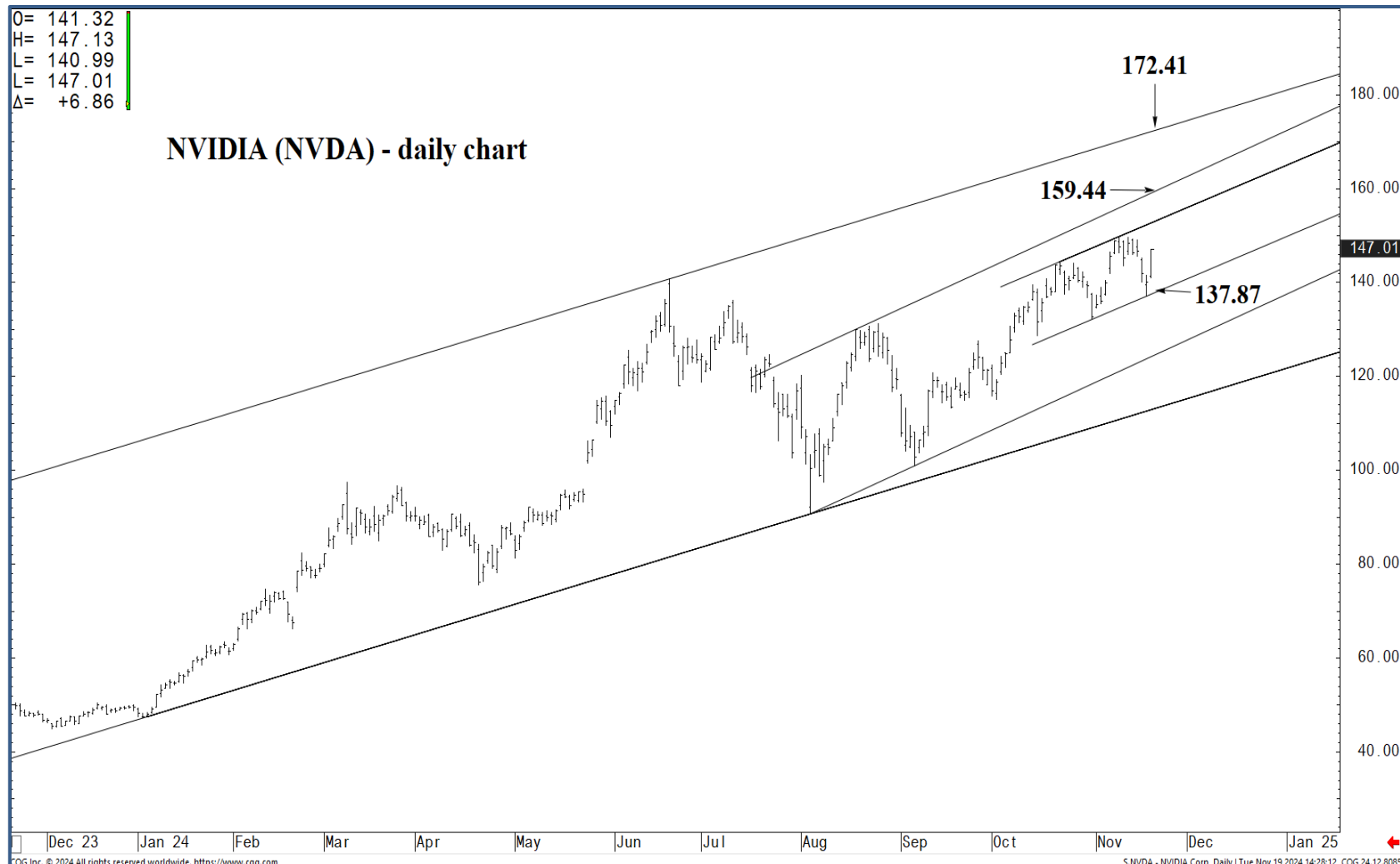
- 164.10** **** multi-week contain
- 159.44** **** multi-week contain
- 157.57 * minor
- 156.08 * minor
- 154.59 * minor
- 153.06** * session containment
- 152.65 * minor
- 150.67 * minor
- 149.77 * intra-day containment
- 148.88 * minor
- 146.76 * minor
- 143.86** * session containment
- 142.14 * minor
- 141.55 * minor
- 140.96 * intra-day containment
- 140.15 * minor
- 138.86 * minor
- 137.87** **** multi-wk contain DP
- 135.57** **** multi-wk contain DP
- 133.43 * minor
- 131.74 * minor
- 129.42 * minor
- 127.20** * session containment

Mar Apr May Jun Jul Aug Sep Oct Nov Dec Jan 24 Feb Mar Apr May Jun
 CQG Inc. © 2024 All rights reserved worldwide. <https://www.cqg.com> S.NVDA - NVIDIA Corp, Weekly | Tue Nov 19 2024 14:27:11, CQG 24.12.8085



O= 141.32
 H= 147.13
 L= 140.99
 L= 147.01
 Δ= +6.86

NVIDIA (NVDA) - daily chart



Support and Resistance

- 164.10 **** multi-week contain**
- 159.44 **** multi-week contain**
- 157.57 * minor
- 156.08 * minor
- 154.59 * minor
- 153.06 * session containment**
- 152.65 * minor
- 150.67 * minor
- 149.77 * intra-day containment
- 148.88 * minor
- 146.76 * minor
- 143.86 * session containment**
- 142.14 * minor
- 141.55 * minor
- 140.96 * intra-day containment
- 140.15 * minor
- 138.86 * minor
- 137.87 **** multi-wk contain DP**
- 135.57 **** multi-wk contain DP**
- 133.43 * minor
- 131.74 * minor
- 129.42 * minor
- 127.20 * session containment**



O= 141.32
H= 147.13
L= 140.99
C= 147.01
Δ= +6.86

NVIDIA (NVDA) - daily chart



Support and Resistance

164.10 **** multi-week contain
159.44 **** multi-week contain

157.57 * minor
156.08 * minor
154.59 * minor

153.06 * session containment

147.01 * minor
152.65 * minor
150.67 * minor
149.77 * intra-day containment
148.88 * minor
146.76 * minor

143.86 * session containment

142.14 * minor
141.55 * minor
140.96 * intra-day containment
140.15 * minor
138.86 * minor

137.87 **** multi-wk contain DP
135.57 **** multi-wk contain DP

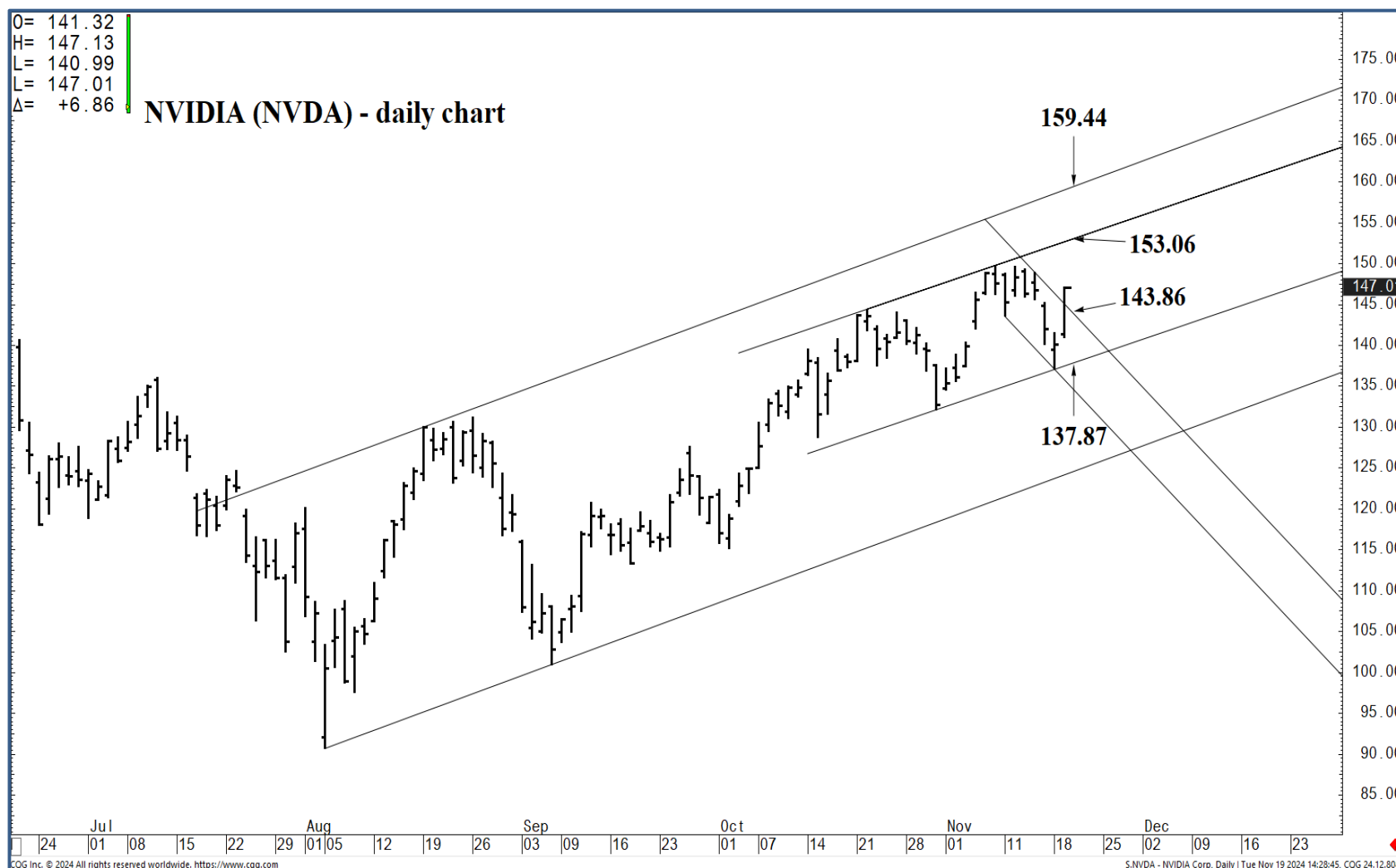
133.43 * minor
131.74 * minor
129.42 * minor

127.20 * session containment



O= 141.32
 H= 147.13
 L= 140.99
 C= 147.01
 Δ= +6.86

NVIDIA (NVDA) - daily chart



Support and Resistance

- 164.10** **** multi-week contain
- 159.44** **** multi-week contain
- 157.57 * minor
- 156.08 * minor
- 154.59 * minor
- 153.06** * session containment
- 152.65 * minor
- 150.67 * minor
- 149.77 * intra-day containment
- 148.88 * minor
- 146.76 * minor
- 143.86** * session containment
- 142.14 * minor
- 141.55 * minor
- 140.96 * intra-day containment
- 140.15 * minor
- 138.86 * minor
- 137.87** **** multi-wk contain DP
- 135.57** **** multi-wk contain DP
- 133.43 * minor
- 131.74 * minor
- 129.42 * minor
- 127.20** * session containment



O= 141.32
 H= 147.13
 L= 140.99
 C= 147.01
 Δ= +6.86

NVIDIA (NVDA) - daily chart



Support and Resistance

- 164.10** **** multi-week contain
- 159.44** **** multi-week contain
- 157.57 * minor
- 156.08 * minor
- 154.59 * minor
- 153.06** * session containment
- 152.65 * minor
- 150.67 * minor
- 149.77 * intra-day containment
- 148.88 * minor
- 147.01 * minor
- 146.76 * minor
- 143.86** * session containment
- 142.14 * minor
- 141.55 * minor
- 140.96 * intra-day containment
- 140.15 * minor
- 138.86 * minor
- 137.87** **** multi-wk contain DP
- 135.57** **** multi-wk contain DP
- 133.43 * minor
- 131.74 * minor
- 129.42 * minor
- 127.20** * session containment



O= 141.32
 H= 147.13
 L= 140.99
 L= 147.01
 Δ= +6.86

NVIDIA (NVDA) - daily bar chart



Support and Resistance

- 164.10 **** multi-week contain**
- 159.44 **** multi-week contain**
- 157.57 * minor
- 156.08 * minor
- 154.59 * minor
- 147.01**
- 153.06 * session containment**
- 152.65 * minor
- 150.67 * minor
- 149.77 * intra-day containment
- 148.88 * minor
- 146.76 * minor
- 143.86 * session containment**
- 142.14 * minor
- 141.55 * minor
- 140.96 * intra-day containment
- 140.15 * minor
- 138.86 * minor
- 137.87 **** multi-wk contain DP**
- 135.57 **** multi-wk contain DP**
- 133.43 * minor
- 131.74 * minor
- 129.42 * minor
- 127.20 * session containment**

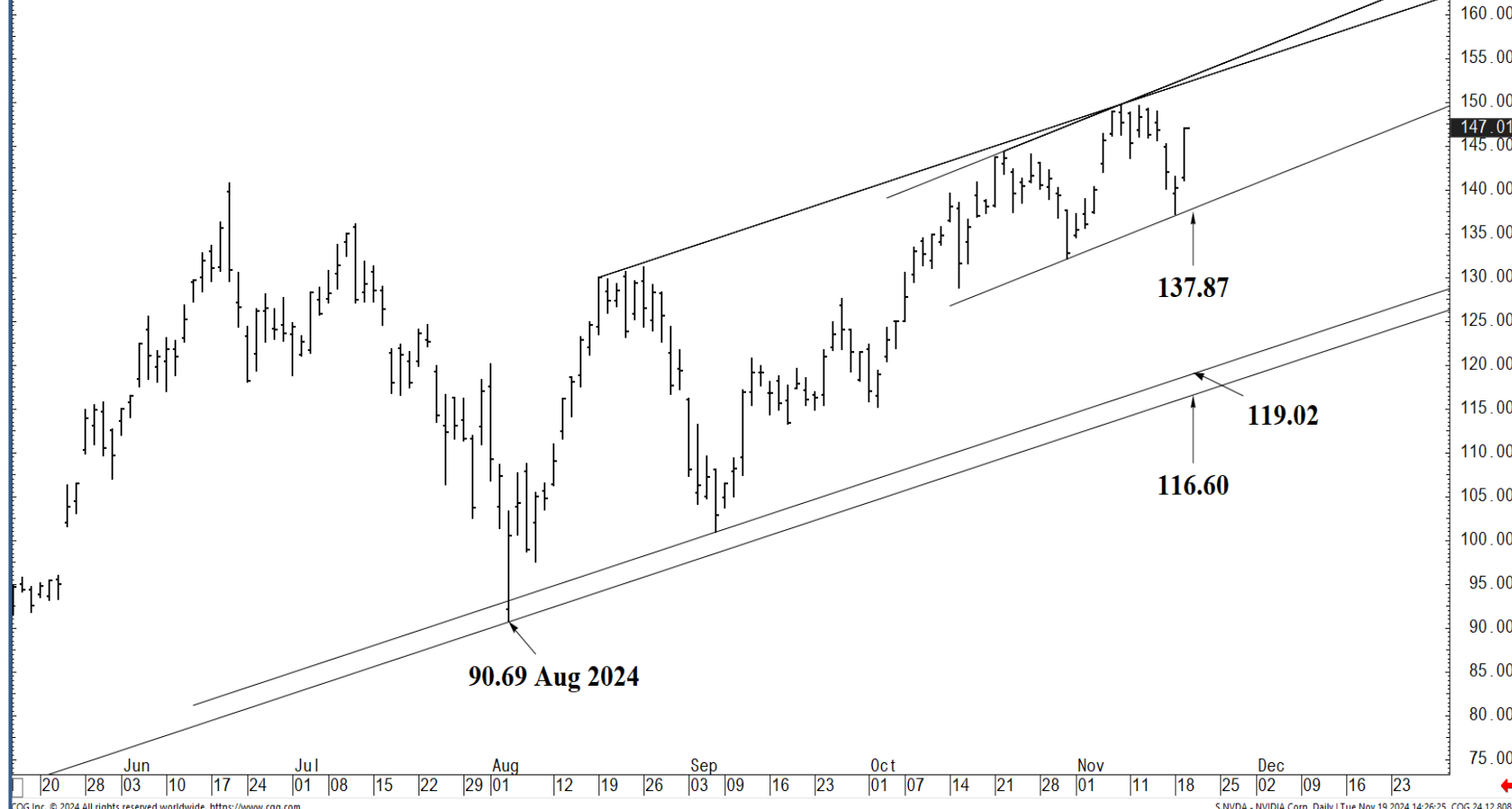
COG Inc. © 2024 All rights reserved worldwide. <https://www.cog.com>

S.NVDA - NVIDIA Corp, Daily | Tue Nov 19 2024 14:29:50, COG 24.12.8085



O= 141.32
 H= 147.13
 L= 140.99
 C= 147.01
 Δ= +6.86

NVIDIA (NVDA) - daily bar chart



Support and Resistance

- 164.10** **** multi-week contain
- 159.44** **** multi-week contain
- 157.57 * minor
- 156.08 * minor
- 154.59 * minor
- 147.01**
- 153.06** * session containment
- 152.65 * minor
- 150.67 * minor
- 149.77 * intra-day containment
- 148.88 * minor
- 146.76 * minor
- 143.86** * session containment
- 142.14 * minor
- 141.55 * minor
- 140.96 * intra-day containment
- 140.15 * minor
- 138.86 * minor
- 137.87** **** multi-wk contain DP
- 135.57** **** multi-wk contain DP
- 133.43 * minor
- 131.74 * minor
- 129.42 * minor
- 127.20** * session containment

