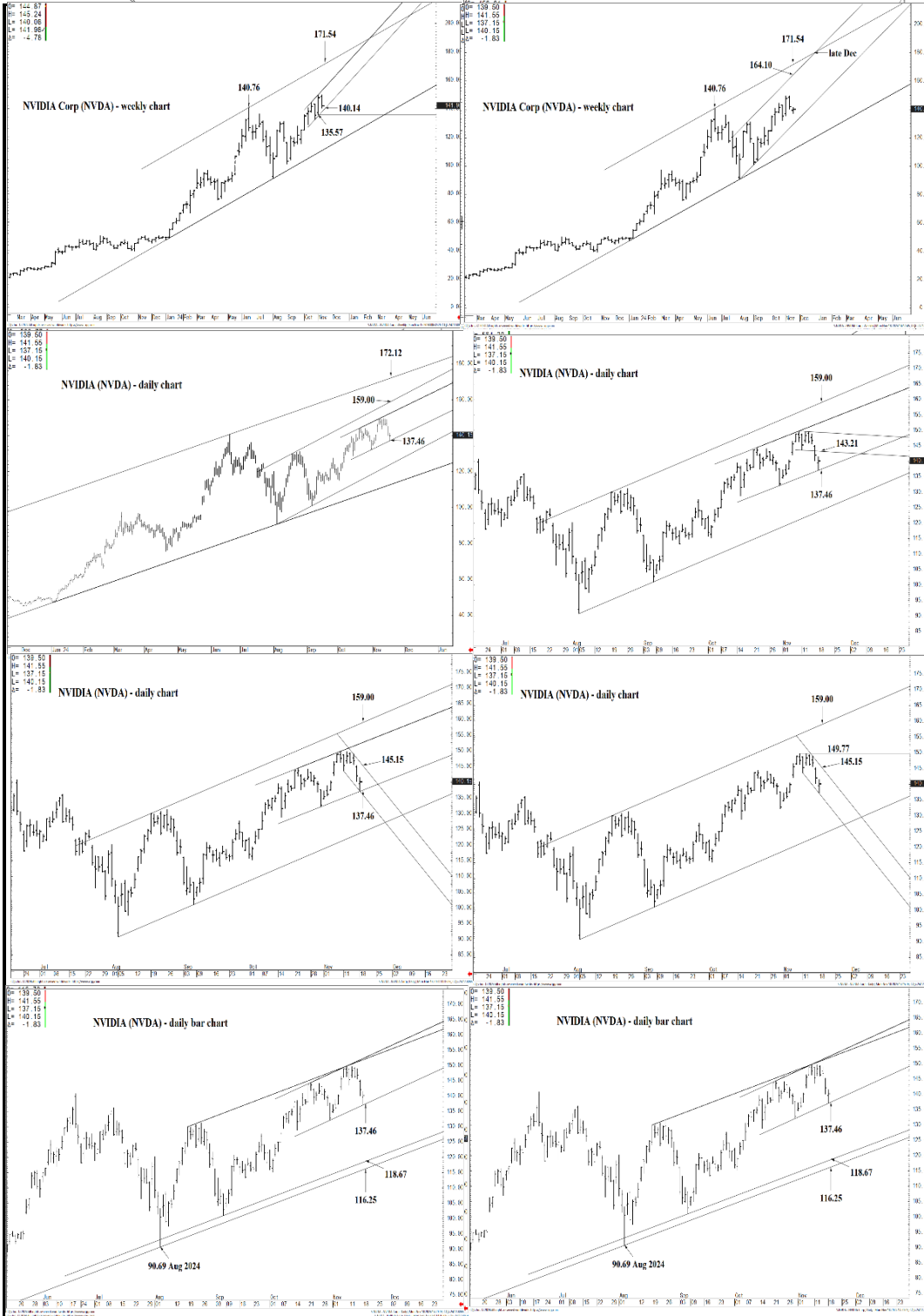




WICKED STOCKS

DIRECTIONAL CLARITY FOR THE ACTIVE INVESTOR



Support and Resistance

164.10 **** multi-week contain
159.00 **** multi-week contain

154.59 * minor
 152.65 * minor
 150.58 * minor
 149.77 * intra-day containment
 148.88 * minor
 146.76 * minor

145.15 * session containment

143.21 * minor
 141.94 * minor
 141.16 * minor
 140.14 * intra-day containment
 138.86 * minor

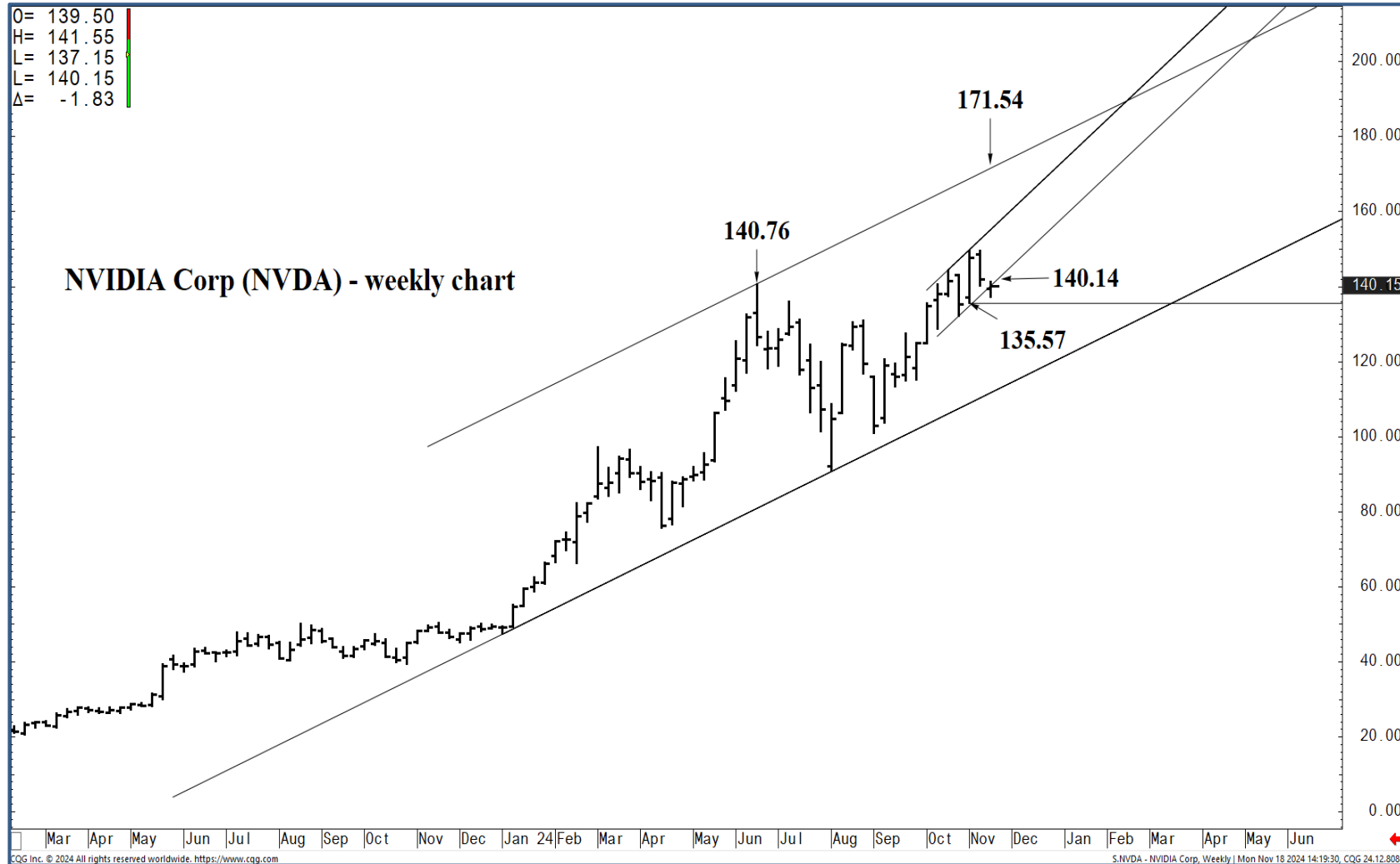
137.46 **** multi-wk contain DP
135.57 **** multi-wk contain DP

133.43 * minor
 131.74 * minor
 129.42 * minor

127.20 * session containment

O= 139.50
H= 141.55
L= 137.15
L= 140.15
Δ= -1.83

NVIDIA Corp (NVDA) - weekly chart



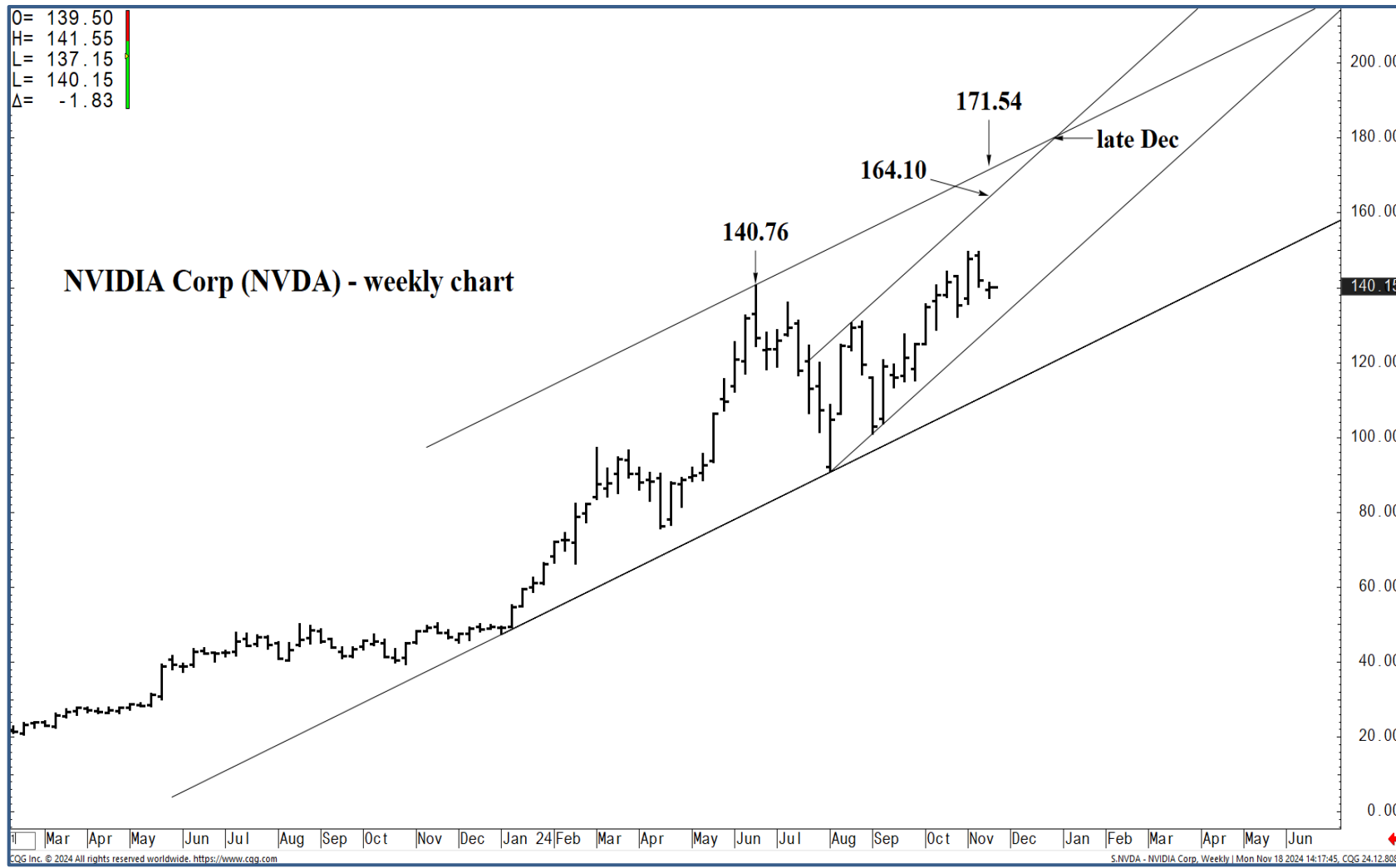
Support and Resistance

- 164.10** **** multi-week contain
- 159.00** **** multi-week contain
- 154.59 * minor
- 152.65 * minor
- 150.58 * minor
- 149.77 * intra-day containment
- 148.88 * minor
- 146.76 * minor
- 145.15** * session containment
- 143.21 * minor
- 141.94 * minor
- 141.16 * minor
- 140.14 * intra-day containment
- 138.86 * minor
- 137.46** **** multi-wk contain DP
- 135.57** **** multi-wk contain DP
- 133.43 * minor
- 131.74 * minor
- 129.42 * minor
- 127.20** * session containment



O= 139.50
 H= 141.55
 L= 137.15
 L= 140.15
 Δ= -1.83

NVIDIA Corp (NVDA) - weekly chart



Support and Resistance

- 164.10** **** multi-week contain
- 159.00** **** multi-week contain
- 154.59 * minor
- 152.65 * minor
- 150.58 * minor
- 149.77 * intra-day containment
- 148.88 * minor
- 146.76 * minor
- 145.15** * session containment
- 143.21 * minor
- 141.94 * minor
- 141.16 * minor
- 140.14 * intra-day containment
- 138.86 * minor
- 137.46** **** multi-wk contain DP
- 135.57** **** multi-wk contain DP
- 133.43 * minor
- 131.74 * minor
- 129.42 * minor
- 127.20** * session containment

Mar Apr May Jun Jul Aug Sep Oct Nov Dec Jan 24 Feb Mar Apr May Jun
 CQG Inc. © 2024 All rights reserved worldwide. <https://www.cqg.com> S:NVDA - NVIDIA Corp, Weekly | Mon Nov 18 2024 14:17:45, CQG 24.12.8085



O= 139.50
 H= 141.55
 L= 137.15
 L= 140.15
 Δ= -1.83

NVIDIA (NVDA) - daily chart



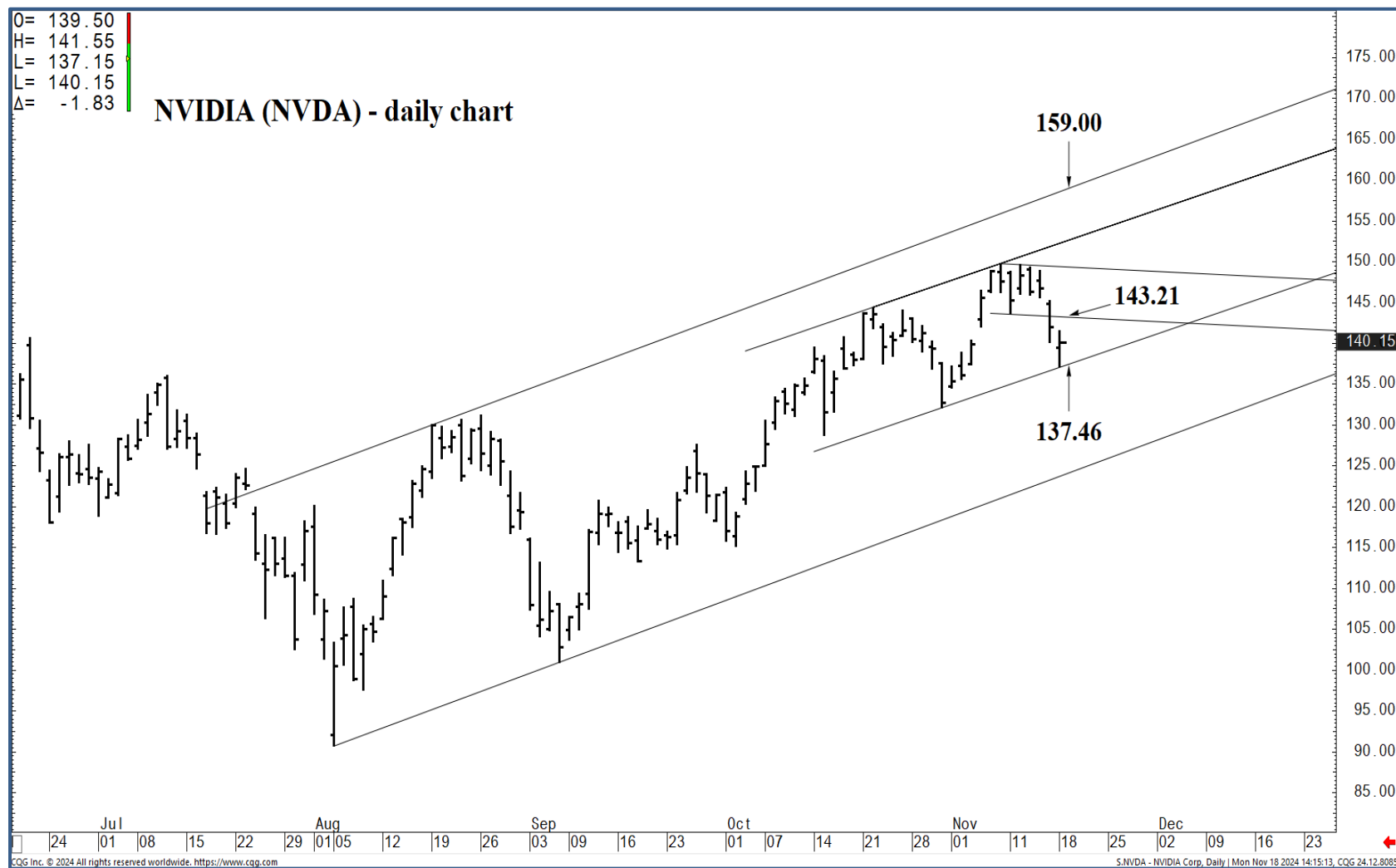
Support and Resistance

- 164.10 **** multi-week contain**
- 159.00 **** multi-week contain**
- 154.59 * minor
- 152.65 * minor
- 150.58 * minor
- 149.77 * intra-day containment
- 148.88 * minor
- 146.76 * minor
- 145.15 * session containment**
- 143.21 * minor
- 141.94 * minor
- 141.16 * minor
- 140.14 * intra-day containment
- 138.86 * minor
- 137.46 **** multi-wk contain DP**
- 135.57 **** multi-wk contain DP**
- 133.43 * minor
- 131.74 * minor
- 129.42 * minor
- 127.20 * session containment**



O= 139.50
 H= 141.55
 L= 137.15
 L= 140.15
 Δ= -1.83

NVIDIA (NVDA) - daily chart



Support and Resistance

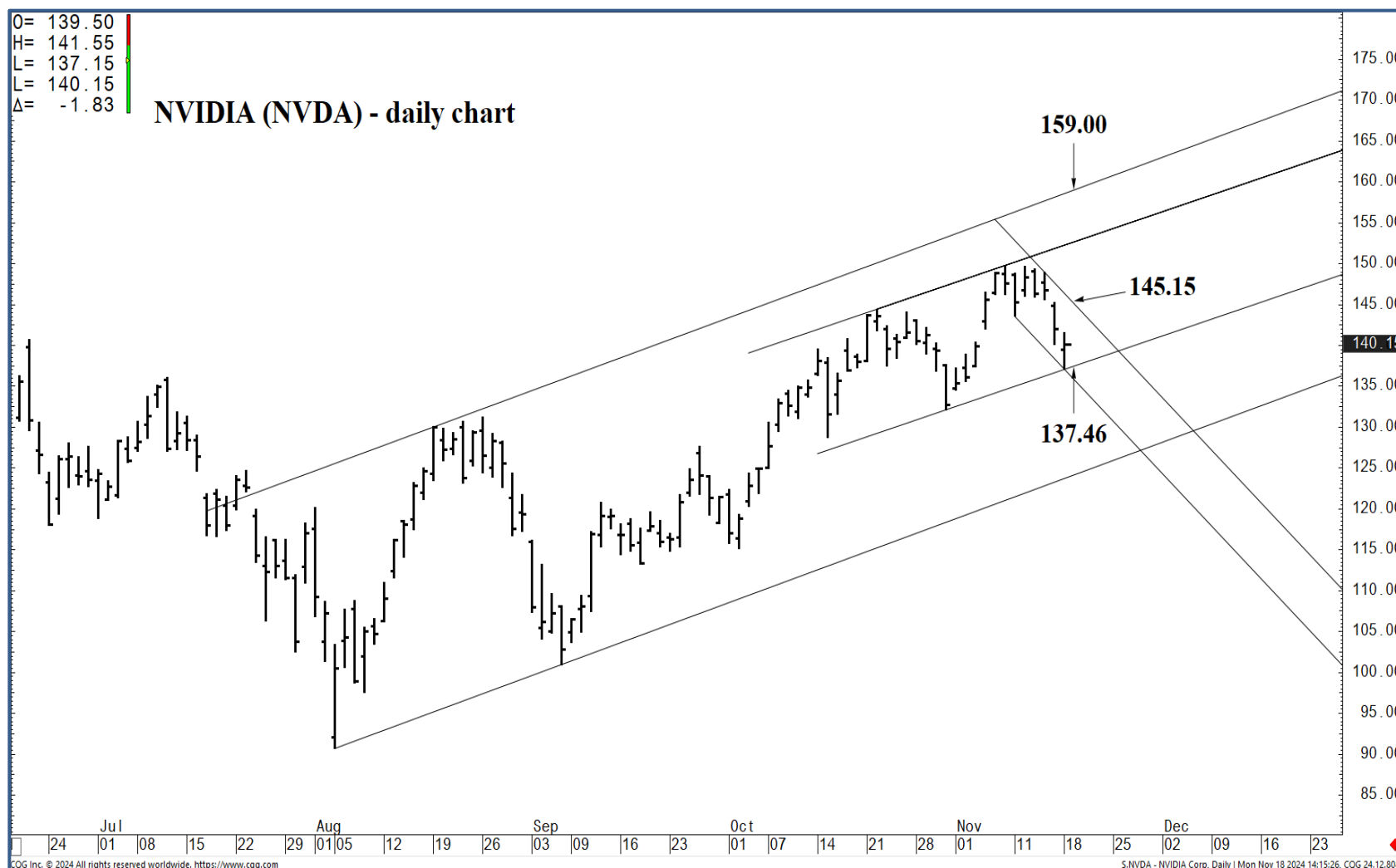
- 164.10 **** multi-week contain**
- 159.00 **** multi-week contain**
- 154.59 * minor
- 152.65 * minor
- 150.58 * minor
- 149.77 * intra-day containment
- 148.88 * minor
- 146.76 * minor
- 145.15 * session containment**
- 143.21 * minor
- 141.94 * minor
- 141.16 * minor
- 140.14 * intra-day containment
- 138.86 * minor
- 137.46 **** multi-wk contain DP**
- 135.57 **** multi-wk contain DP**
- 133.43 * minor
- 131.74 * minor
- 129.42 * minor
- 127.20 * session containment**

CG Inc. © 2024 All rights reserved worldwide. <https://www.cqg.com> S.NVDA - NVIDIA Corp, Daily | Mon Nov 18 2024 14:15:13, CQG 24.12.8085



O= 139.50
 H= 141.55
 L= 137.15
 L= 140.15
 Δ= -1.83

NVIDIA (NVDA) - daily chart



Support and Resistance

- 164.10** **** multi-week contain
- 159.00** **** multi-week contain
- 154.59 * minor
- 152.65 * minor
- 150.58 * minor
- 149.77 * intra-day containment
- 148.88 * minor
- 146.76 * minor
- 145.15** * session containment
- 143.21 * minor
- 141.94 * minor
- 141.16 * minor
- 140.14 * intra-day containment
- 138.86 * minor
- 137.46** **** multi-wk contain DP
- 135.57** **** multi-wk contain DP
- 133.43 * minor
- 131.74 * minor
- 129.42 * minor
- 127.20** * session containment



O= 139.50
 H= 141.55
 L= 137.15
 L= 140.15
 Δ= -1.83

NVIDIA (NVDA) - daily chart



Support and Resistance

164.10 **** multi-week contain
159.00 **** multi-week contain

154.59 * minor
 152.65 * minor
 150.58 * minor
 149.77 * intra-day containment
 148.88 * minor
 146.76 * minor

145.15 * session containment

140.15
 143.21 * minor
 141.94 * minor
 141.16 * minor
 140.14 * intra-day containment
 138.86 * minor

137.46 **** multi-wk contain DP
135.57 **** multi-wk contain DP

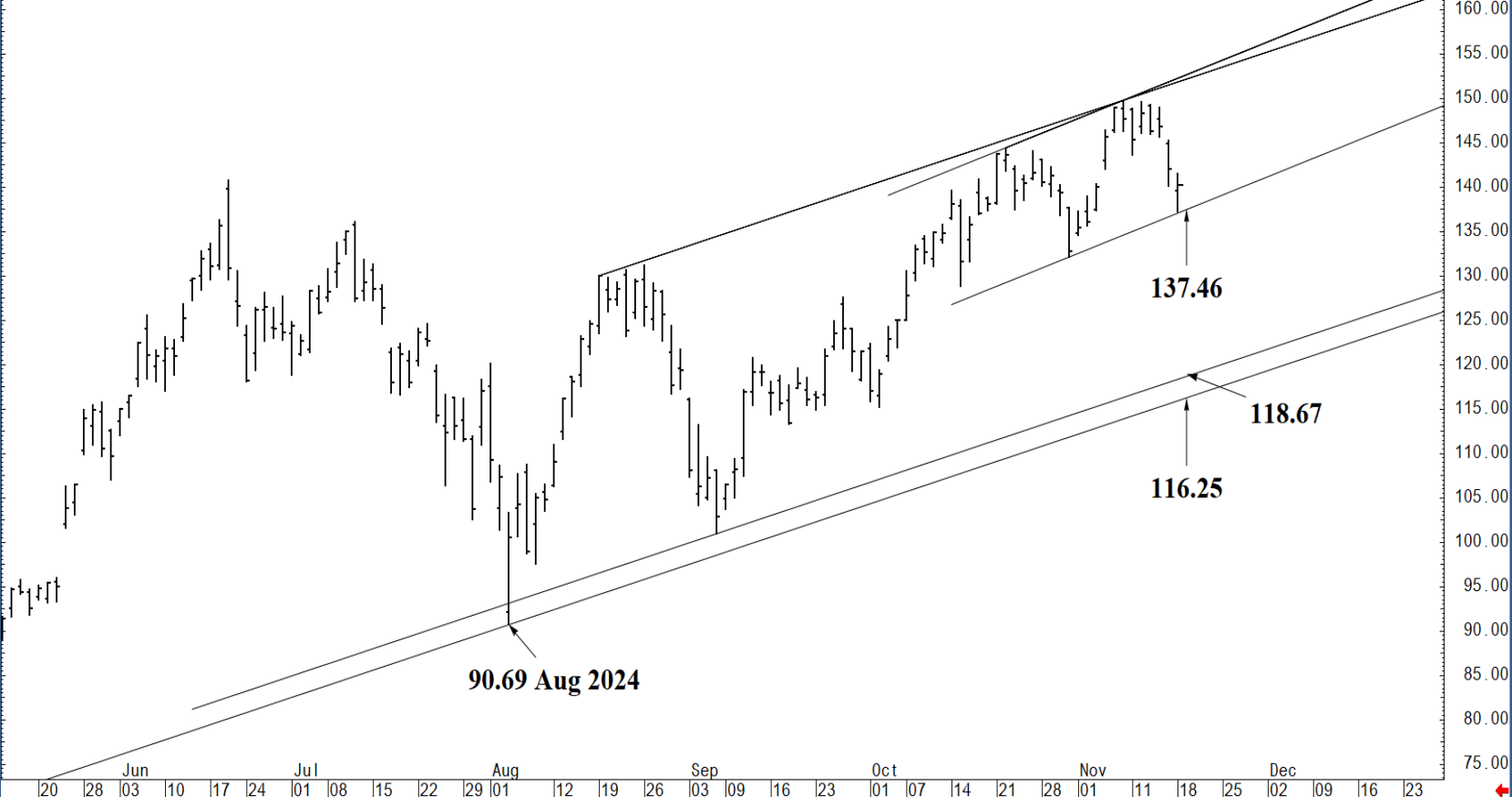
133.43 * minor
 131.74 * minor
 129.42 * minor

127.20 * session containment



O= 139.50
 H= 141.55
 L= 137.15
 L= 140.15
 Δ= -1.83

NVIDIA (NVDA) - daily bar chart



Support and Resistance

- 164.10 **** multi-week contain**
- 159.00 **** multi-week contain**
- 154.59 * minor
- 152.65 * minor
- 150.58 * minor
- 149.77 * intra-day containment
- 148.88 * minor
- 146.76 * minor
- 145.15 * session containment**
- 143.21 * minor
- 141.94 * minor
- 141.16 * minor
- 140.14 * intra-day containment
- 138.86 * minor
- 137.46 **** multi-wk contain DP**
- 135.57 **** multi-wk contain DP**
- 133.43 * minor
- 131.74 * minor
- 129.42 * minor
- 127.20 * session containment**

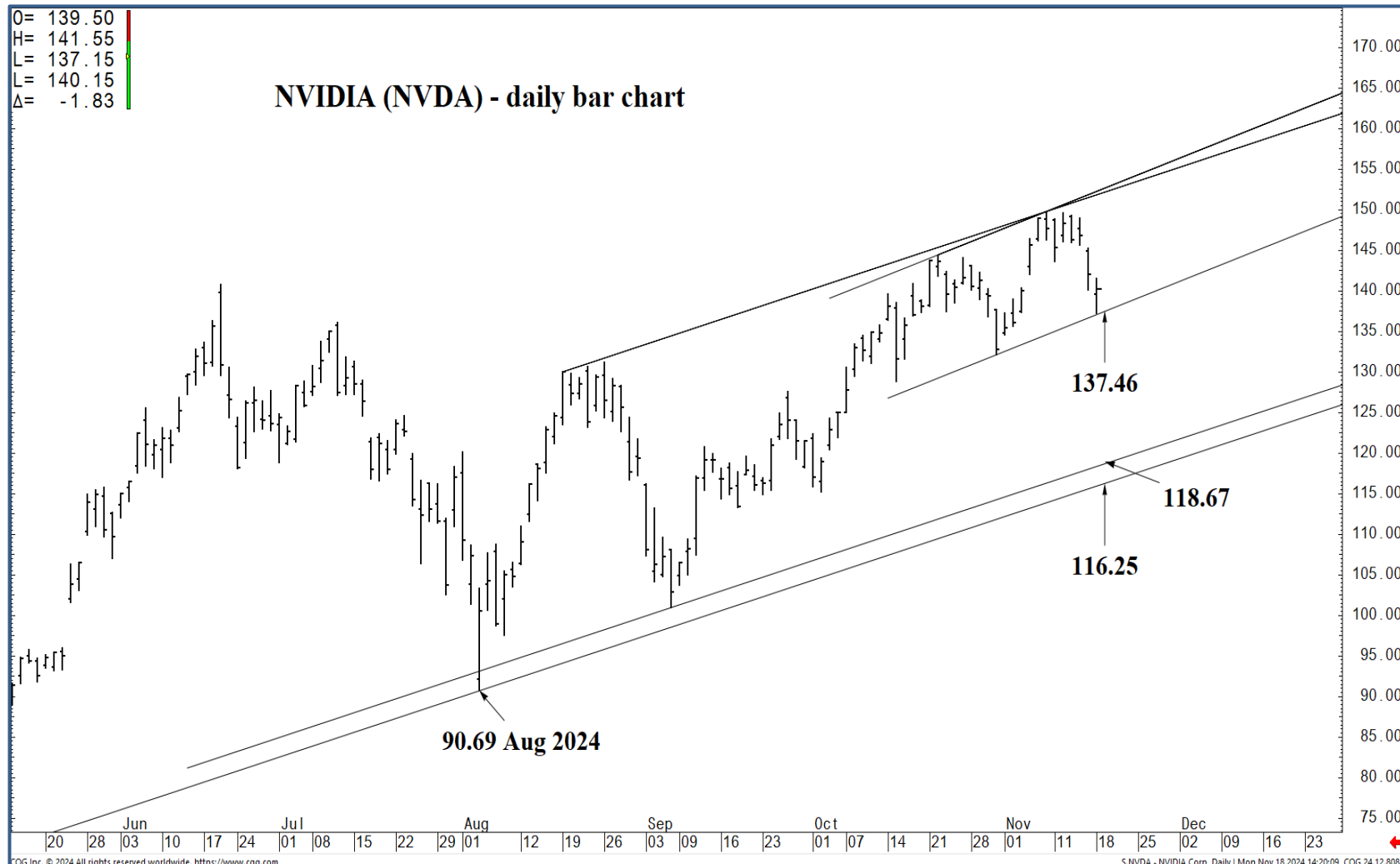
CGQ Inc. © 2024 All rights reserved worldwide. <https://www.cgq.com>

S.NVDA - NVIDIA Corp, Daily | Mon Nov 18 2024 14:20:09, CGQ 24.12.8085



O= 139.50
 H= 141.55
 L= 137.15
 C= 140.15
 Δ= -1.83

NVIDIA (NVDA) - daily bar chart



Support and Resistance

- 164.10** **** multi-week contain
- 159.00** **** multi-week contain
- 154.59 * minor
- 152.65 * minor
- 150.58 * minor
- 149.77 * intra-day containment
- 148.88 * minor
- 146.76 * minor
- 145.15** * session containment
- 143.21 * minor
- 141.94 * minor
- 141.16 * minor
- 140.14 * intra-day containment
- 138.86 * minor
- 137.46** **** multi-wk contain DP
- 135.57** **** multi-wk contain DP
- 133.43 * minor
- 131.74 * minor
- 129.42 * minor
- 127.20** * session containment

