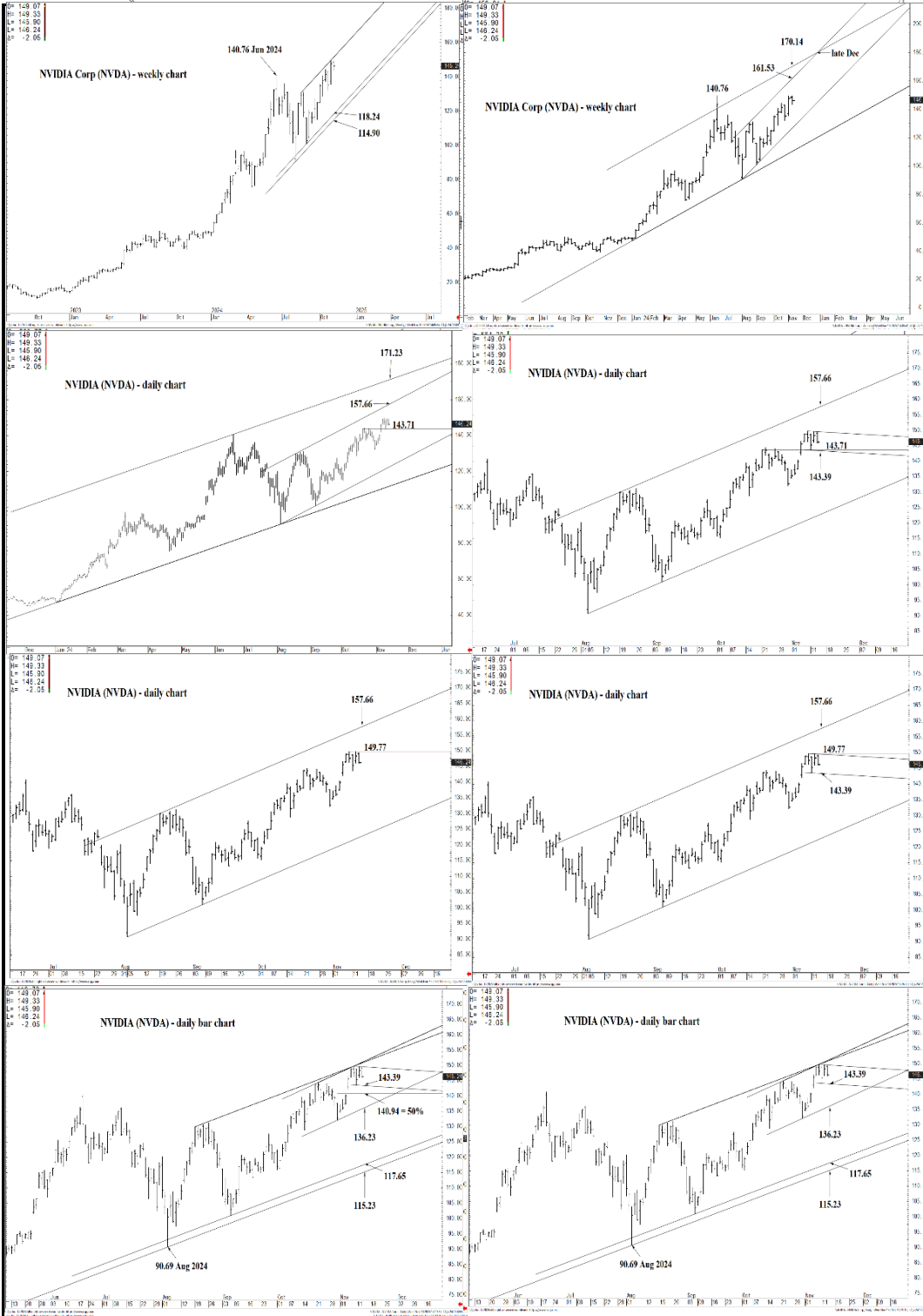




WICKED STOCKS

DIRECTIONAL CLARITY FOR THE ACTIVE INVESTOR



Support and Resistance

161.53 ** multi-week contain**
157.66 ** multi-week contain**

153.84 * minor
 151.98 * minor
 150.58 * minor
 149.77 * intra-day containment
 147.84 * minor
 145.34 * minor

143.39 * session containment

142.43 * minor
 141.96 * minor
 140.94 * intra-day containment
 138.86 * minor

136.23 ** multi-wk contain DP**

133.43 * minor
 131.74 * minor
 129.42 * minor

127.20 * session containment

O= 149.07
 H= 149.33
 L= 145.90
 L= 146.24
 Δ= -2.05

NVIDIA Corp (NVDA) - weekly chart

140.76 Jun 2024

118.24

114.90

180.00
160.00
140.00
120.00
100.00
80.00
60.00
40.00
20.00

Support and Resistance

161.53 ** multi-week contain**
157.66 ** multi-week contain**

153.84 * minor
 151.98 * minor
 150.58 * minor
 149.77 * intra-day containment
 147.84 * minor
 145.34 * minor

143.39 * session containment

142.43 * minor
 141.96 * minor
 140.94 * intra-day containment
 138.86 * minor

136.23 ** multi-wk contain DP**

133.43 * minor
 131.74 * minor
 129.42 * minor

127.20 * session containment

146.24

2023 Oct Jan Apr Jul Oct 2024 Jan Apr Jul Oct 2025 Jan Apr Jul

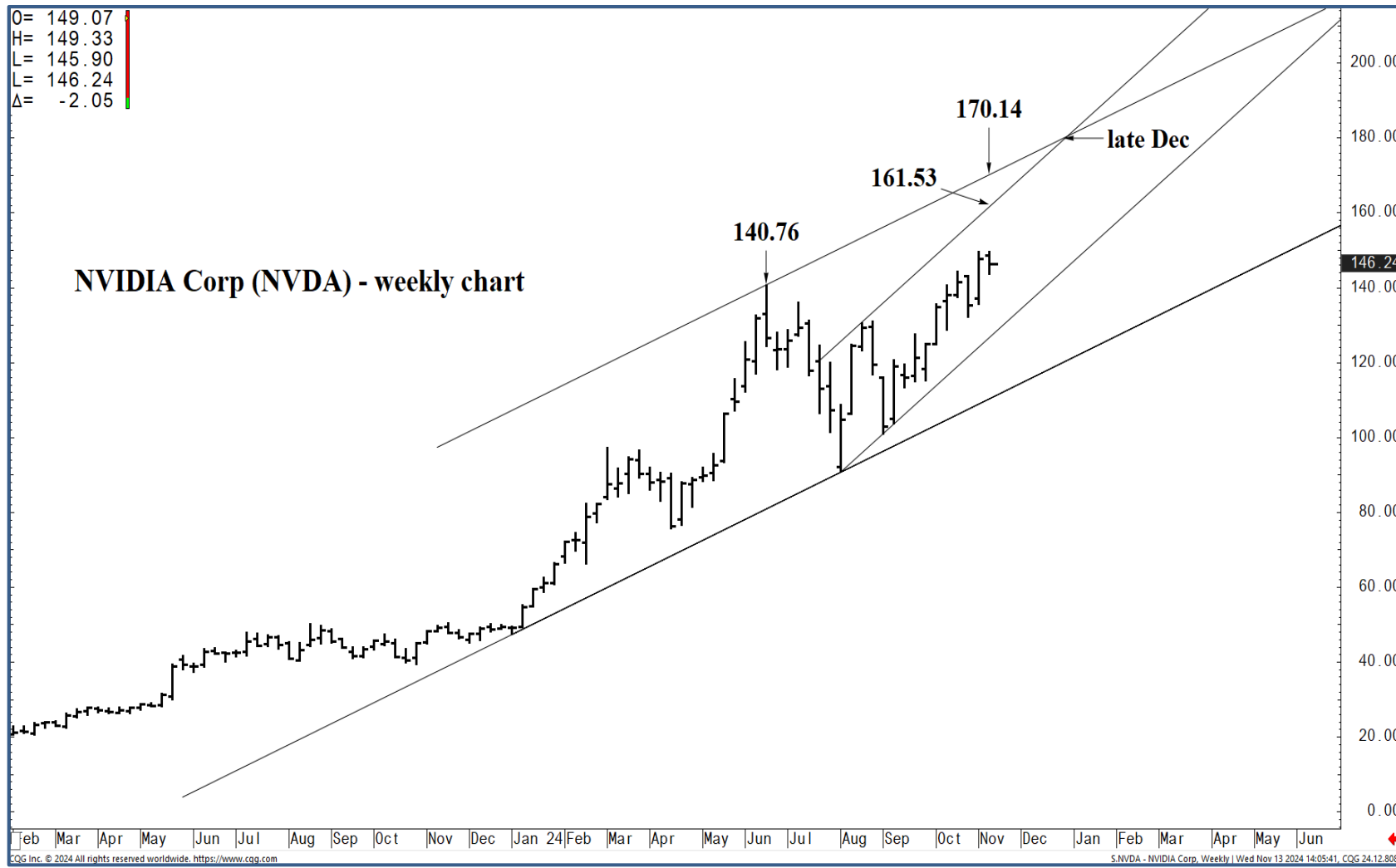
CGG Inc. © 2024 All rights reserved worldwide. <https://www.cgg.com>

S:NVDA - NVIDIA Corp, Weekly | Wed Nov 13 2024 14:05:54, CGG 24-12-8083



O= 149.07
H= 149.33
L= 145.90
L= 146.24
Δ= -2.05

NVIDIA Corp (NVDA) - weekly chart



Support and Resistance

- 161.53** **** multi-week contain
- 157.66** **** multi-week contain
- 153.84 * minor
- 151.98 * minor
- 150.58 * minor
- 149.77 * intra-day containment
- 147.84 * minor
- 145.34 * minor
- 143.39** * session containment
- 142.43 * minor
- 141.96 * minor
- 140.94 * intra-day containment
- 138.86 * minor
- 136.23** **** multi-wk contain DP
- 133.43 * minor
- 131.74 * minor
- 129.42 * minor
- 127.20** * session containment



O= 149.07
 H= 149.33
 L= 145.90
 L= 146.24
 Δ= -2.05

NVIDIA (NVDA) - daily chart



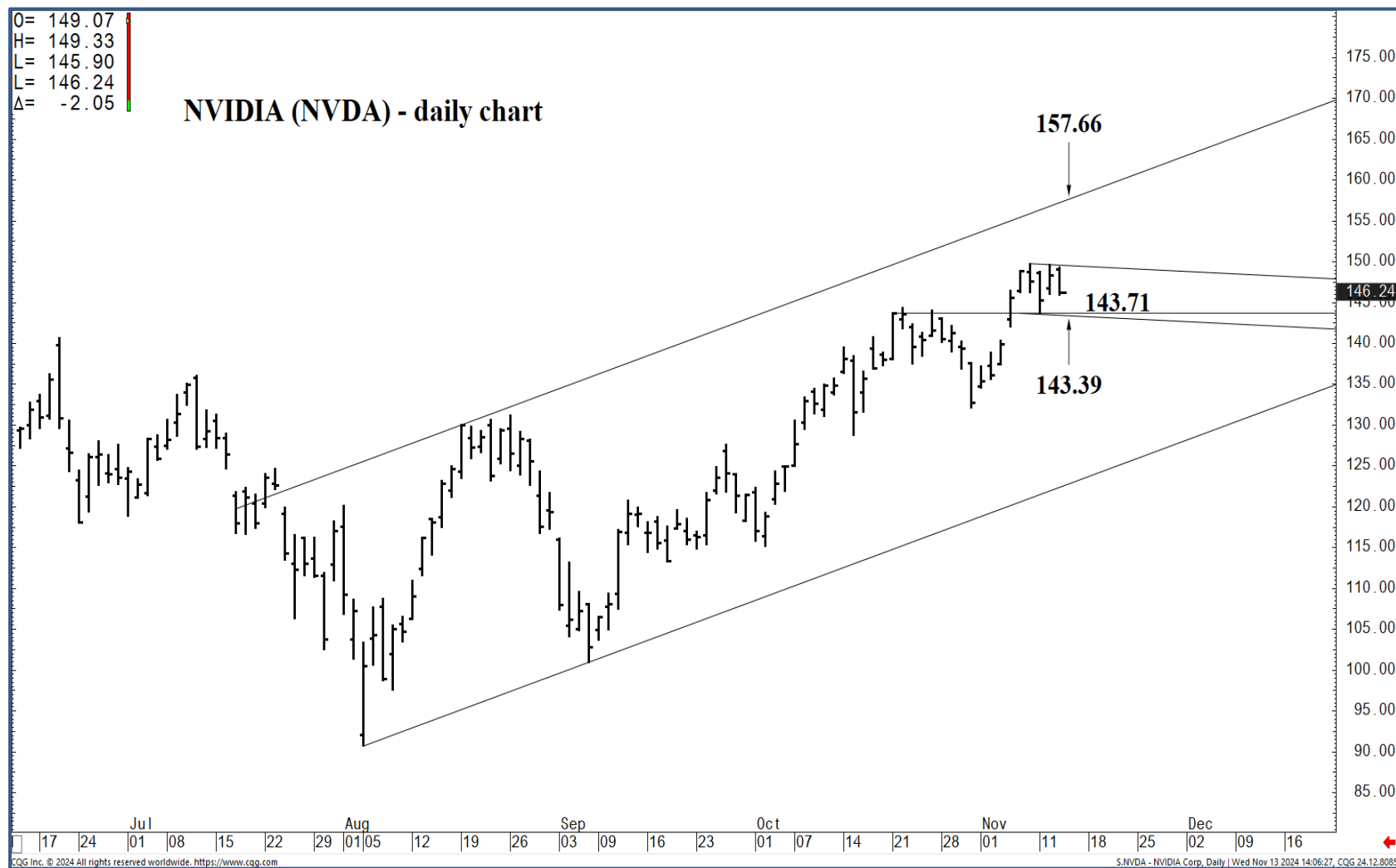
Support and Resistance

- 161.53 **** multi-week contain**
- 157.66 **** multi-week contain**
- 153.84 * minor
- 151.98 * minor
- 150.58 * minor
- 149.77 * intra-day containment
- 147.84 * minor
- 145.34 * minor
- 143.39 * session containment**
- 142.43 * minor
- 141.96 * minor
- 140.94 * intra-day containment
- 138.86 * minor
- 136.23 **** multi-wk contain DP**
- 133.43 * minor
- 131.74 * minor
- 129.42 * minor
- 127.20 * session containment**



O= 149.07
 H= 149.33
 L= 145.90
 C= 146.24
 Δ= -2.05

NVIDIA (NVDA) - daily chart



Support and Resistance

- 161.53 **** multi-week contain**
- 157.66 **** multi-week contain**
- 153.84 * minor
- 151.98 * minor
- 150.58 * minor
- 149.77 * intra-day containment
- 147.84 * minor
- 145.34 * minor
- 143.39 * session containment**
- 142.43 * minor
- 141.96 * minor
- 140.94 * intra-day containment
- 138.86 * minor
- 136.23 **** multi-wk contain DP**
- 133.43 * minor
- 131.74 * minor
- 129.42 * minor
- 127.20 * session containment**

CG Inc. © 2024 All rights reserved worldwide. <https://www.cqg.com> S.NVDA - NVIDIA Corp, Daily | Wed Nov 13 2024 14:06:27, CQG 24.12.8085



O= 149.07
 H= 149.33
 L= 145.90
 C= 146.24
 Δ= -2.05

NVIDIA (NVDA) - daily chart



Support and Resistance

- 161.53** **** multi-week contain
- 157.66** **** multi-week contain
- 153.84 * minor
- 151.98 * minor
- 150.58 * minor
- 149.77 * intra-day containment
- 147.84 * minor
- 145.34 * minor
- 143.39** * session containment
- 142.43 * minor
- 141.96 * minor
- 140.94 * intra-day containment
- 138.86 * minor
- 136.23** **** multi-wk contain DP
- 133.43 * minor
- 131.74 * minor
- 129.42 * minor
- 127.20** * session containment



O= 149.07
 H= 149.33
 L= 145.90
 C= 146.24
 Δ= -2.05

NVIDIA (NVDA) - daily chart



Support and Resistance

161.53 **** multi-week contain
157.66 **** multi-week contain

153.84 * minor
 151.98 * minor
 150.58 * minor
 149.77 * intra-day containment
 147.84 * minor
 145.34 * minor

143.39 * session containment

142.43 * minor
 141.96 * minor
 140.94 * intra-day containment
 138.86 * minor

136.23 **** multi-wk contain DP

133.43 * minor
 131.74 * minor
 129.42 * minor

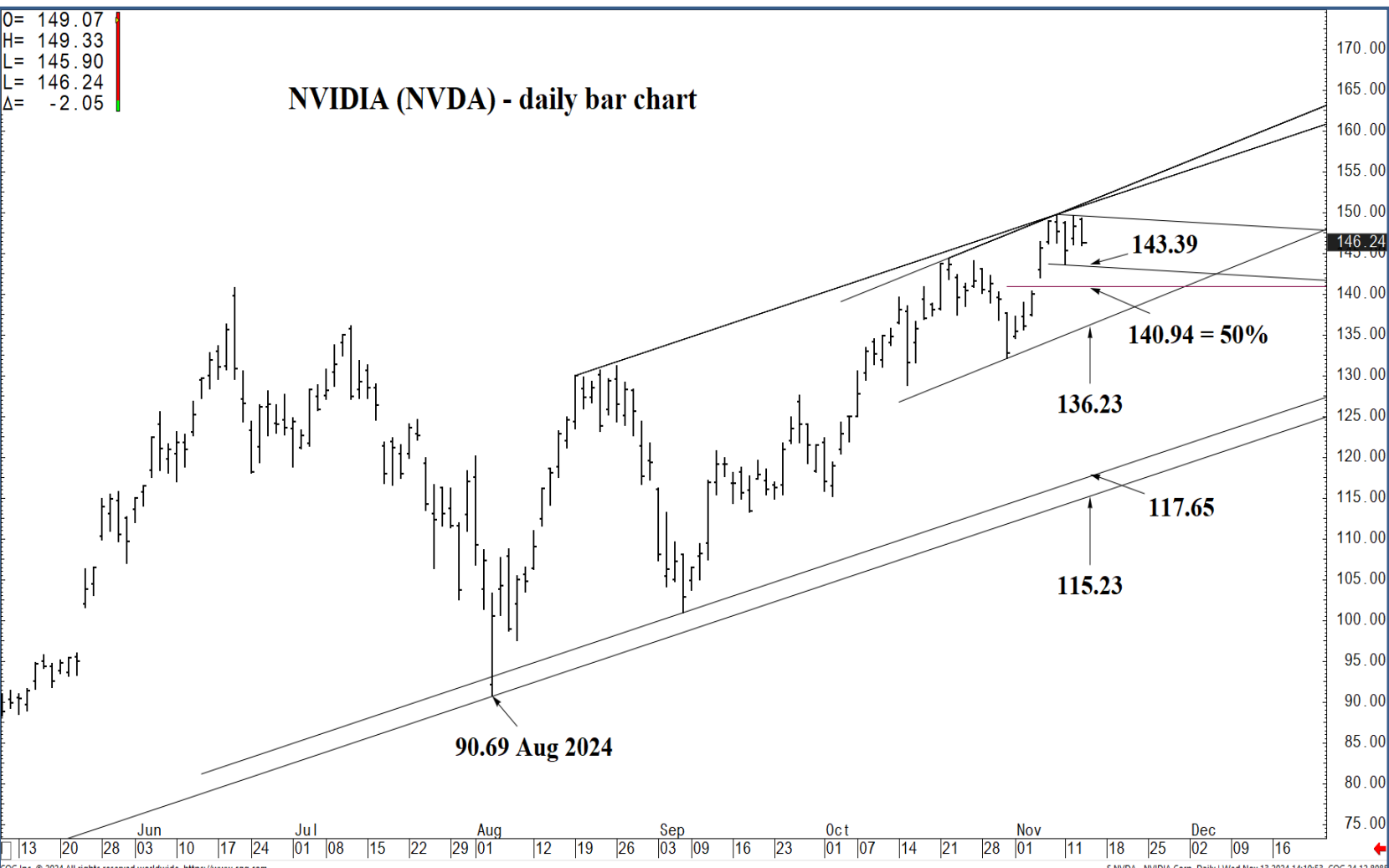
127.20 * session containment

17 24 01 08 15 22 29 01 05 12 19 26 03 09 16 23 01 07 14 21 28 01 11 18 25 02 09 16



O= 149.07
 H= 149.33
 L= 145.90
 L= 146.24
 Δ= -2.05

NVIDIA (NVDA) - daily bar chart



Support and Resistance

- 161.53 **** multi-week contain**
- 157.66 **** multi-week contain**
- 153.84 * minor
- 151.98 * minor
- 150.58 * minor
- 149.77 * intra-day containment
- 147.84 * minor
- 145.34 * minor
- 143.39 * session containment**
- 142.43 * minor
- 141.96 * minor
- 140.94 * intra-day containment
- 138.86 * minor
- 136.23 **** multi-wk contain DP**
- 133.43 * minor
- 131.74 * minor
- 129.42 * minor
- 127.20 * session containment**

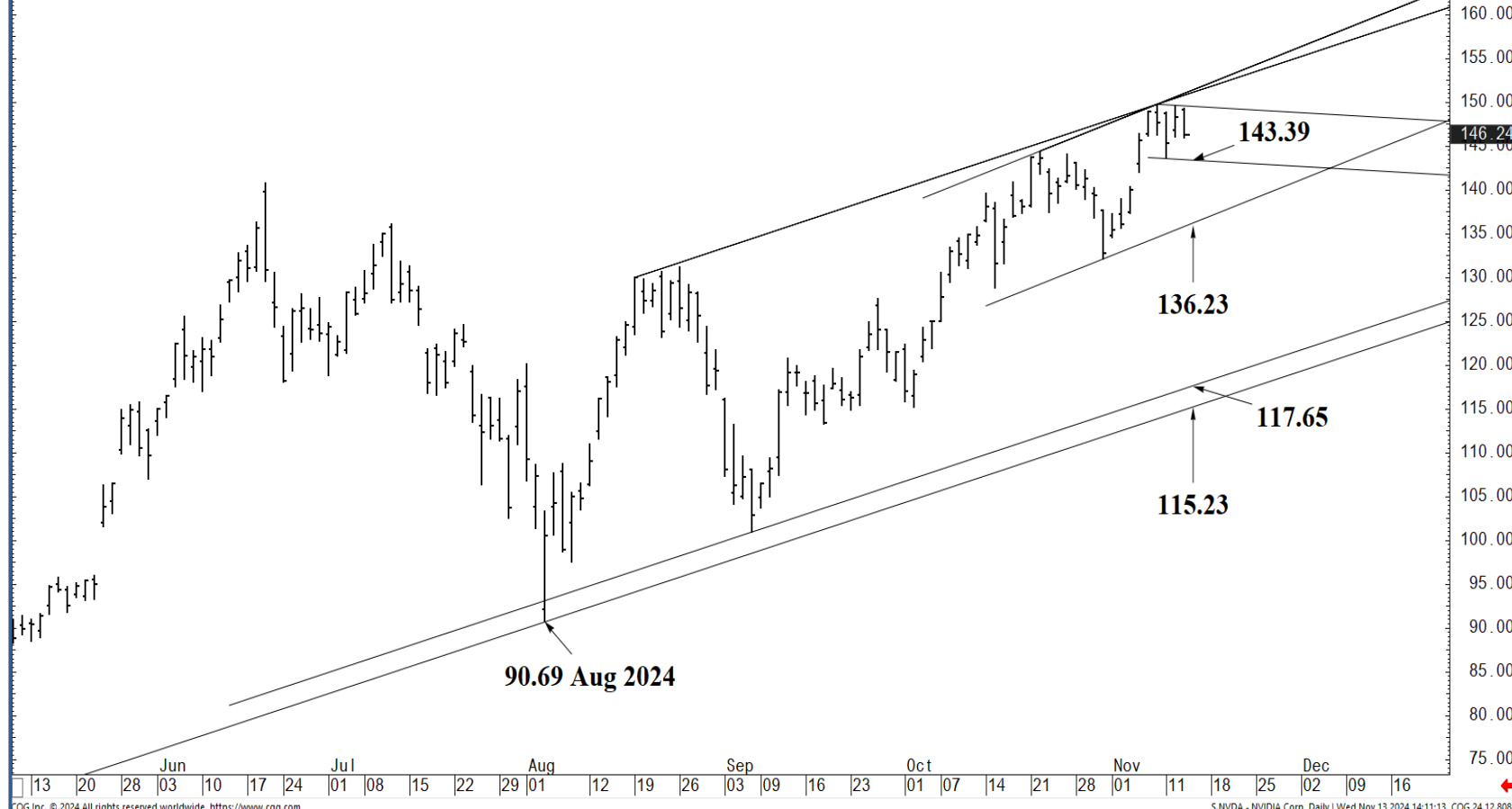
CGG Inc. © 2024 All rights reserved worldwide. <https://www.cgg.com>

S:NVDA - NVIDIA Corp, Daily | Wed Nov 13 2024 14:10:53, CQG 24.12.8085



O= 149.07
 H= 149.33
 L= 145.90
 C= 146.24
 Δ= -2.05

NVIDIA (NVDA) - daily bar chart



Support and Resistance

- 161.53** **** multi-week contain
- 157.66** **** multi-week contain
- 153.84 * minor
- 151.98 * minor
- 150.58 * minor
- 149.77 * intra-day containment
- 147.84 * minor
- 145.34 * minor
- 143.39** * session containment
- 142.43 * minor
- 141.96 * minor
- 140.94 * intra-day containment
- 138.86 * minor
- 136.23** **** multi-wk contain DP
- 133.43 * minor
- 131.74 * minor
- 129.42 * minor
- 127.20** * session containment

