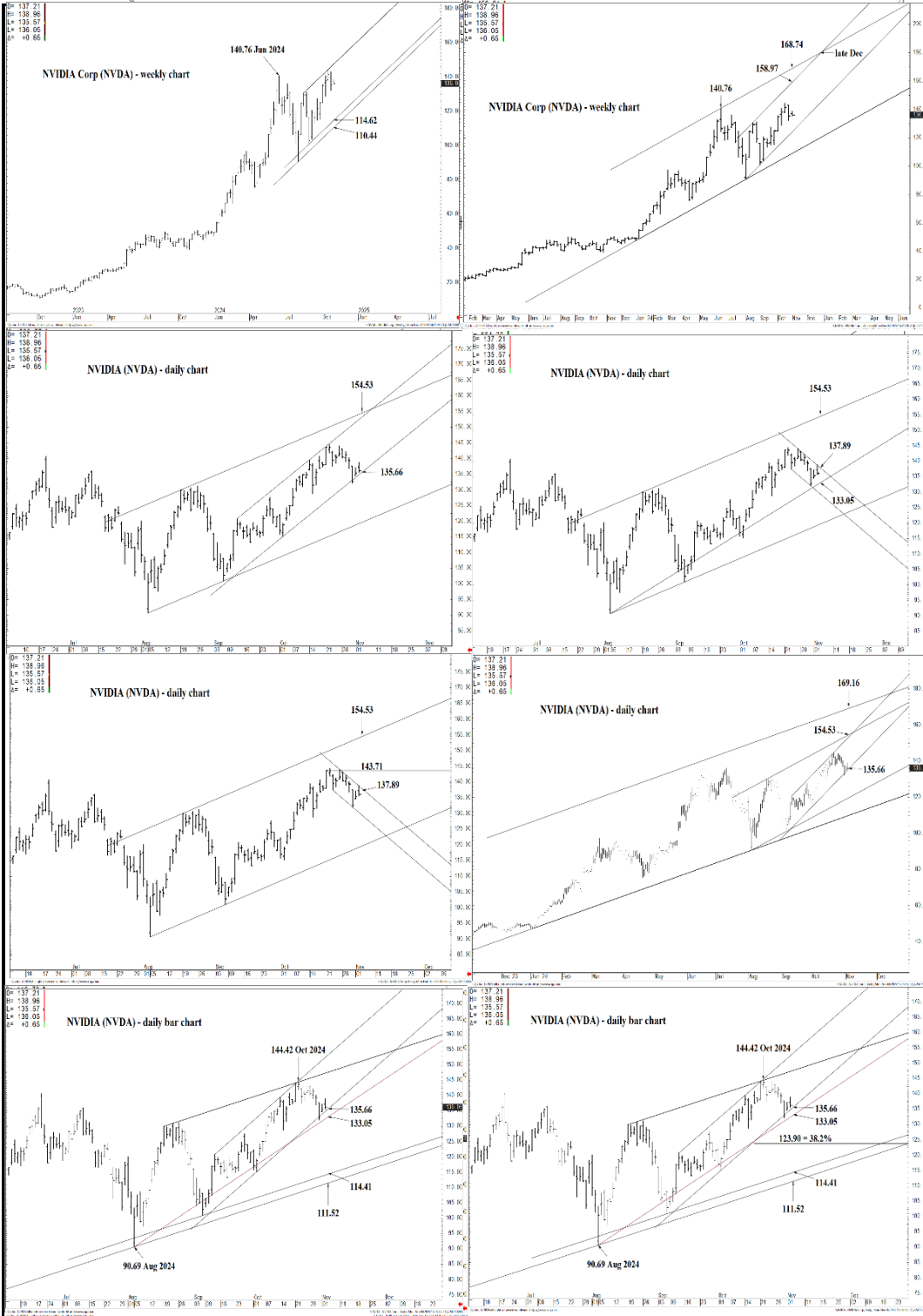




WICKED STOCKS

DIRECTIONAL CLARITY FOR THE ACTIVE INVESTOR



Support and Resistance

- 158.97 **** multi-week contain**
- 154.53 **** multi-week contain**

- 150.90 * minor
- 149.83 * minor
- 147.30 * intra-day containment
- 146.58 * minor
- 144.80 * minor

- 143.71 * session containment**

- 142.43 * minor
- 141.25 * minor
- 139.72 * minor

- 137.89 * session containment UP**

- 137.03 * minor
- 136.05 * minor

- 135.66 **** multi-week contain**
- 133.05 **** multi-wk contain DP**

- 131.74 * minor
- 129.42 * minor
- 127.66 * intra-day containment
- 125.00 * minor

- 123.90 * session containment**

O= 137.21
 H= 138.96
 L= 135.57
 L= 136.05
 Δ= +0.65

NVIDIA Corp (NVDA) - weekly chart



140.76 Jun 2024

114.62

110.44

180.00
 160.00
 140.00
 136.05
 120.00
 100.00
 80.00
 60.00
 40.00
 20.00

Support and Resistance

- 158.97 **** multi-week contain**
- 154.53 **** multi-week contain**
- 150.90 * minor
- 149.83 * minor
- 147.30 * intra-day containment
- 146.58 * minor
- 144.80 * minor
- 143.71 * session containment**
- 142.43 * minor
- 141.25 * minor
- 139.72 * minor
- 137.89 * session containment UP**
- 137.03 * minor
- 136.05 * minor
- 135.66 **** multi-week contain**
- 133.05 **** multi-wk contain DP**
- 131.74 * minor
- 129.42 * minor
- 127.66 * intra-day containment
- 125.00 * minor
- 123.90 * session containment**

2023 Oct Jan Apr Jul Oct 2024 Jan Apr Jul Oct 2025 Jan Apr Jul

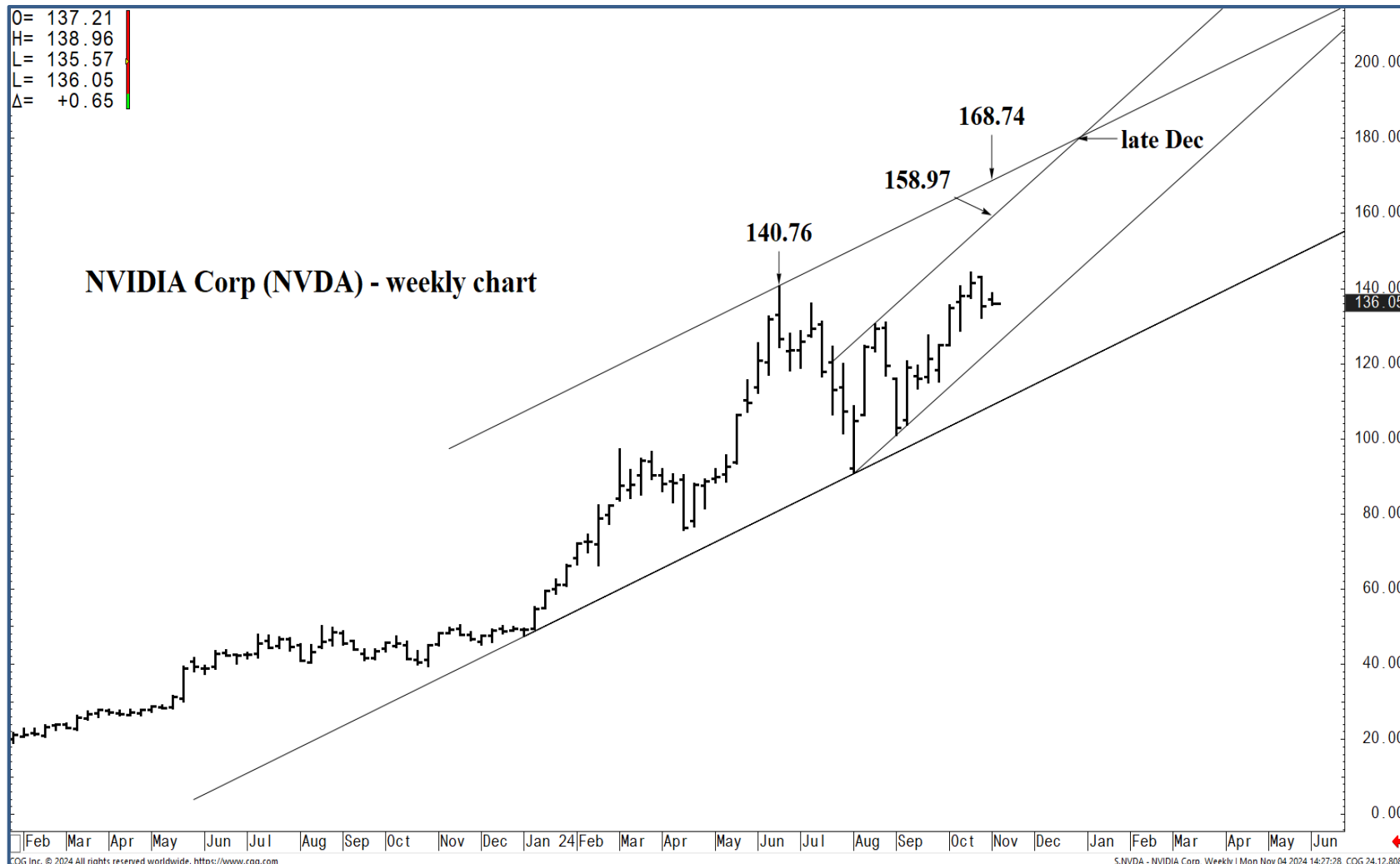
CGG Inc. © 2024 All rights reserved worldwide. <https://www.cgg.com>

S:NVDA - NVIDIA Corp, Weekly | Mon Nov 04 2024 14:27:39, CGG 24-12-8083



O= 137.21
 H= 138.96
 L= 135.57
 L= 136.05
 Δ= +0.65

NVIDIA Corp (NVDA) - weekly chart



Support and Resistance

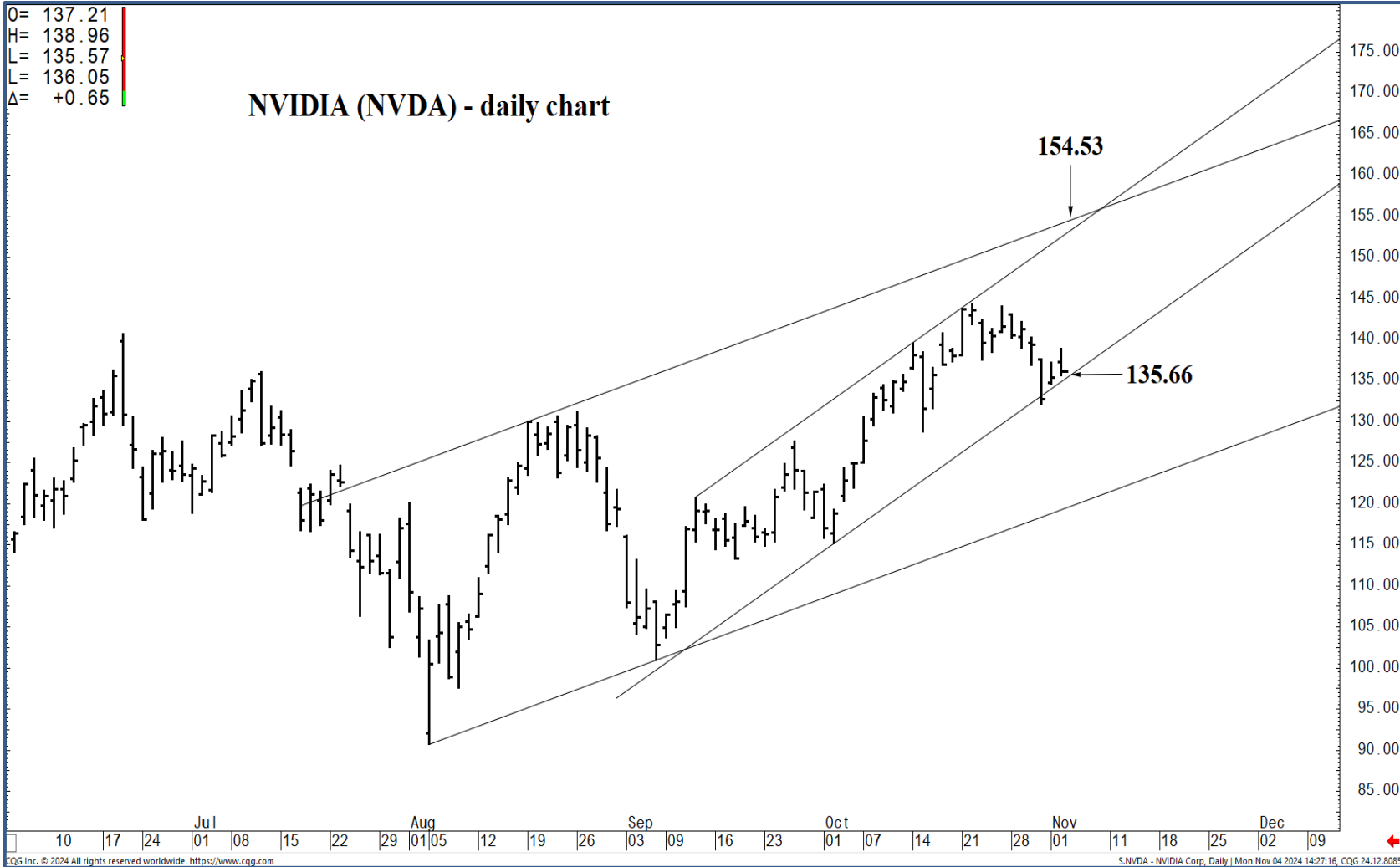
- 158.97 **** multi-week contain**
- 154.53 **** multi-week contain**
- 150.90 * minor
- 149.83 * minor
- 147.30 * intra-day containment
- 146.58 * minor
- 144.80 * minor
- 143.71 * session containment**
- 142.43 * minor
- 141.25 * minor
- 139.72 * minor
- 137.89 * session containment UP**
- 137.03 * minor
- 136.05 * minor
- 135.66 **** multi-week contain**
- 133.05 **** multi-wk contain DP**
- 131.74 * minor
- 129.42 * minor
- 127.66 * intra-day containment
- 125.00 * minor
- 123.90 * session containment**

Feb Mar Apr May Jun Jul Aug Sep Oct Nov Dec Jan 24 Feb Mar Apr May Jun Jul Aug Sep Oct Nov Dec Jan Feb Mar Apr May Jun



O= 137.21
 H= 138.96
 L= 135.57
 L= 136.05
 Δ= +0.65

NVIDIA (NVDA) - daily chart



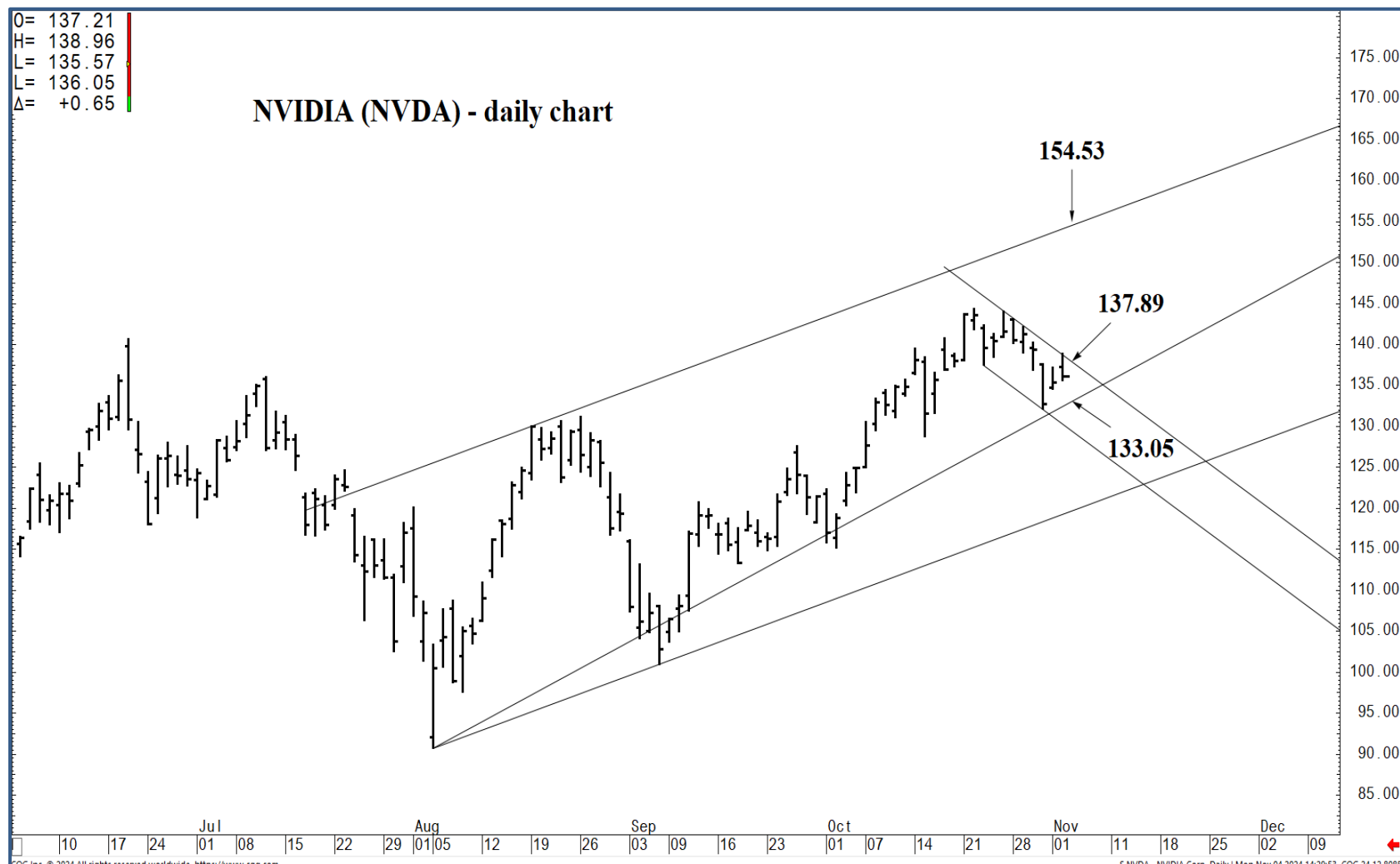
Support and Resistance

- 158.97** **** multi-week contain
- 154.53** **** multi-week contain
- 150.90 * minor
- 149.83 * minor
- 147.30 * intra-day containment
- 146.58 * minor
- 144.80 * minor
- 143.71** * session containment
- 142.43 * minor
- 141.25 * minor
- 139.72 * minor
- 137.89** * session containment UP
- 137.03 * minor
- 136.05 * minor
- 135.66** **** multi-week contain
- 133.05** **** multi-wk contain DP
- 131.74 * minor
- 129.42 * minor
- 127.66 * intra-day containment
- 125.00 * minor
- 123.90** * session containment



O= 137.21
H= 138.96
L= 135.57
C= 136.05
Δ= +0.65

NVIDIA (NVDA) - daily chart



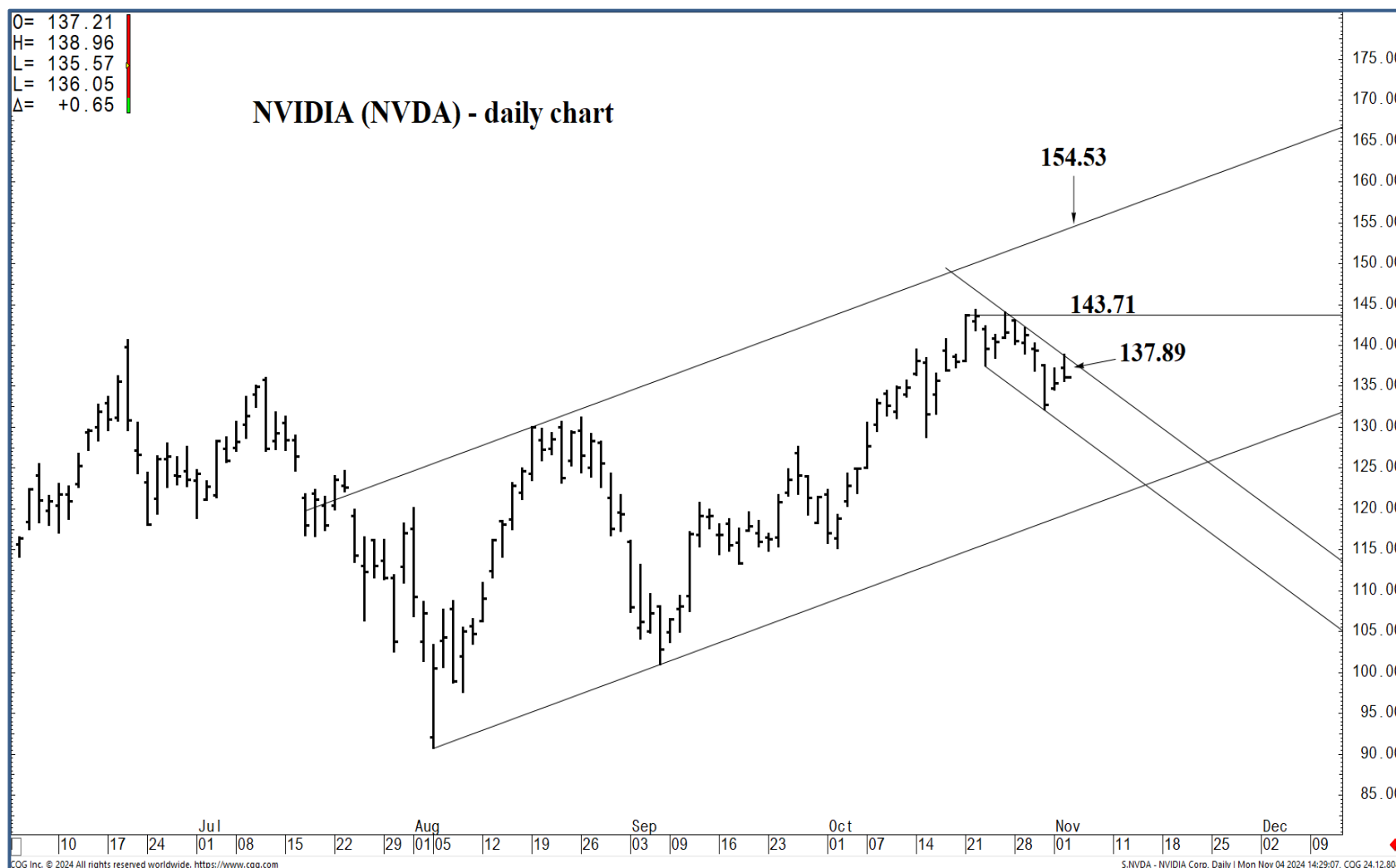
Support and Resistance

- 158.97** **** multi-week contain
- 154.53** **** multi-week contain
- 150.90 * minor
- 149.83 * minor
- 147.30 * intra-day containment
- 146.58 * minor
- 144.80 * minor
- 143.71** * session containment
- 142.43 * minor
- 141.25 * minor
- 139.72 * minor
- 137.89** * session containment UP
- 137.03 * minor
- 136.05 * minor
- 135.66** **** multi-week contain
- 133.05** **** multi-wk contain DP
- 131.74 * minor
- 129.42 * minor
- 127.66 * intra-day containment
- 125.00 * minor
- 123.90** * session containment



O= 137.21
 H= 138.96
 L= 135.57
 L= 136.05
 Δ= +0.65

NVIDIA (NVDA) - daily chart



Support and Resistance

- 158.97** **** multi-week contain
- 154.53** **** multi-week contain
- 150.90 * minor
- 149.83 * minor
- 147.30 * intra-day containment
- 146.58 * minor
- 144.80 * minor
- 143.71** * session containment
- 142.43 * minor
- 141.25 * minor
- 139.72 * minor
- 137.89** * session containment UP
- 137.03 * minor
- 136.05 * minor
- 135.66** **** multi-week contain
- 133.05** **** multi-wk contain DP
- 131.74 * minor
- 129.42 * minor
- 127.66 * intra-day containment
- 125.00 * minor
- 123.90** * session containment



O= 137.21
 H= 138.96
 L= 135.57
 L= 136.05
 Δ= +0.65

NVIDIA (NVDA) - daily chart



Support and Resistance

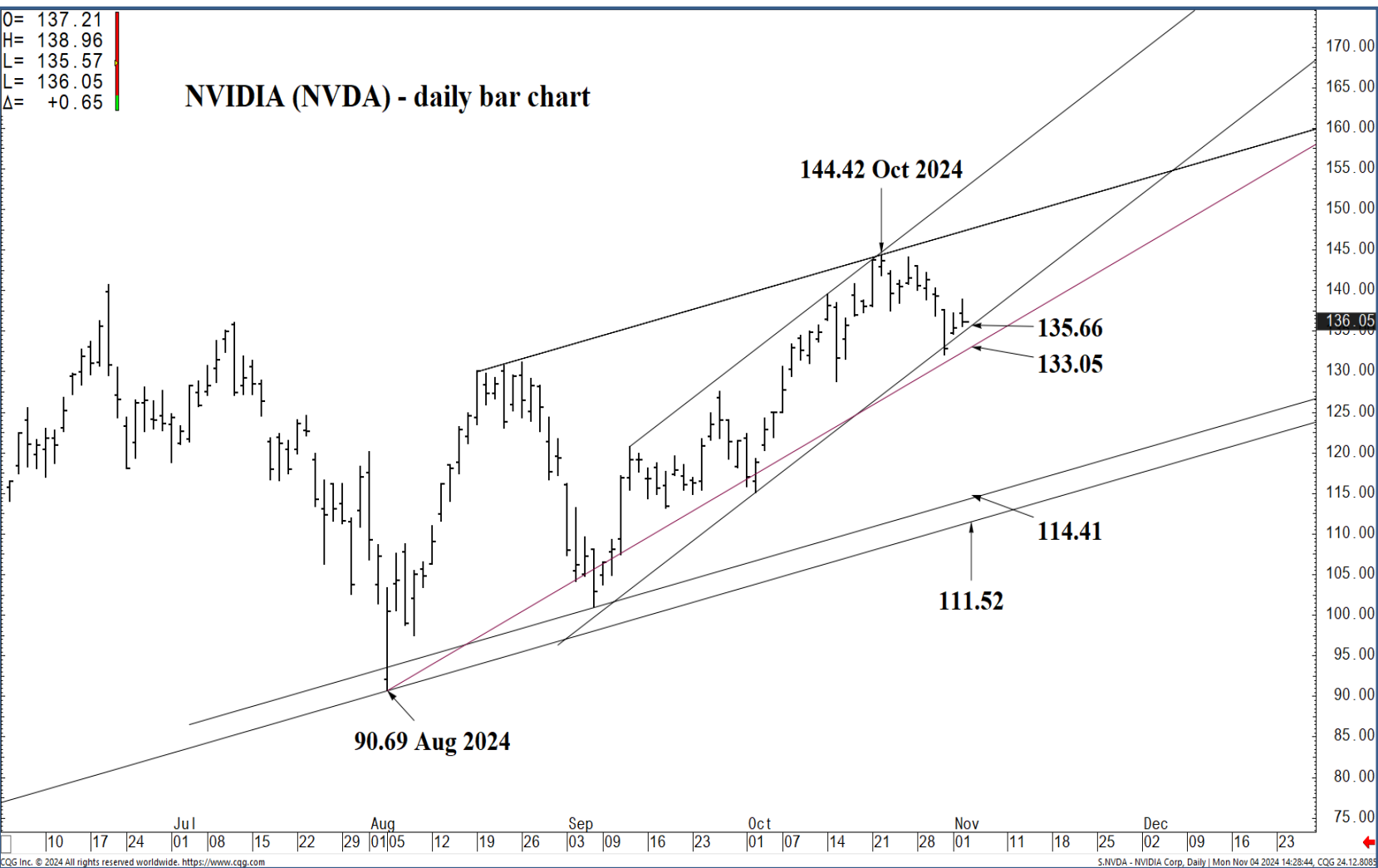
- 158.97** **** multi-week contain
- 154.53** **** multi-week contain
- 150.90 * minor
- 149.83 * minor
- 147.30 * intra-day containment
- 146.58 * minor
- 144.80 * minor
- 143.71** * session containment
- 142.43 * minor
- 141.25 * minor
- 139.72 * minor
- 137.89** * session containment UP
- 137.03 * minor
- 136.05 * minor
- 135.66** **** multi-week contain
- 133.05** **** multi-wk contain DP
- 131.74 * minor
- 129.42 * minor
- 127.66 * intra-day containment
- 125.00 * minor
- 123.90** * session containment

Dec 23 Jan 24 Feb Mar Apr May Jun Jul Aug Sep Oct Nov Dec
 COG Inc. © 2024 All rights reserved worldwide. <https://www.cqg.com> S.NVDA - NVIDIA Corp. Daily | Mon Nov 04 2024 14:28:56 COG 24-12-8083



O= 137.21
 H= 138.96
 L= 135.57
 L= 136.05
 Δ= +0.65

NVIDIA (NVDA) - daily bar chart



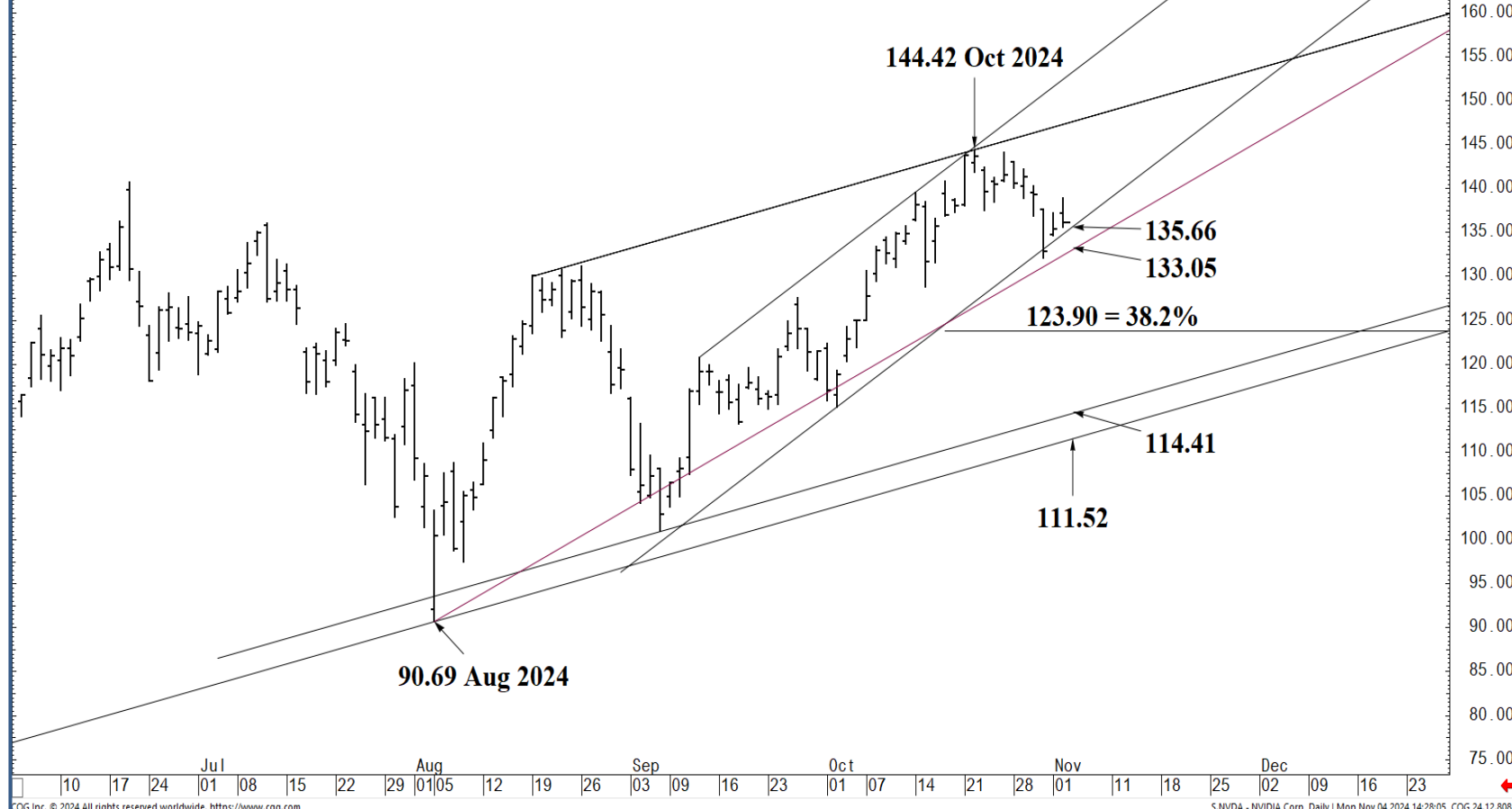
Support and Resistance

- 158.97 **** multi-week contain**
- 154.53 **** multi-week contain**
- 150.90 * minor
- 149.83 * minor
- 147.30 * intra-day containment
- 146.58 * minor
- 144.80 * minor
- 143.71 * session containment**
- 142.43 * minor
- 141.25 * minor
- 139.72 * minor
- 137.89 * session containment UP**
- 137.03 * minor
- 136.05 * minor
- 135.66 **** multi-week contain**
- 133.05 **** multi-wk contain DP**
- 131.74 * minor
- 129.42 * minor
- 127.66 * intra-day containment
- 125.00 * minor
- 123.90 * session containment**



O= 137.21
 H= 138.96
 L= 135.57
 C= 136.05
 Δ= +0.65

NVIDIA (NVDA) - daily bar chart



Support and Resistance

- 158.97** **** multi-week contain
- 154.53** **** multi-week contain
- 150.90 * minor
- 149.83 * minor
- 147.30 * intra-day containment
- 146.58 * minor
- 144.80 * minor
- 143.71** * session containment
- 142.43 * minor
- 141.25 * minor
- 139.72 * minor
- 137.89** * session containment UP
- 137.03 * minor
- 136.05 * minor
- 135.66** **** multi-week contain
- 133.05** **** multi-wk contain DP
- 131.74 * minor
- 129.42 * minor
- 127.66 * intra-day containment
- 125.00 * minor
- 123.90** * session containment

