



WICKED STOCKS

WICKED STOCKS

Daily NVIDIA Report

FRIDAY, NOVEMBER 29, 2024

[LONG-TERM OUTLOOK](#)

[MID-TERM OUTLOOK](#)

[NEAR-TERM OUTLOOK](#)

[HOME](#)



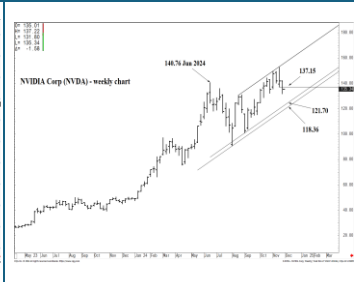
LONG-TERM OUTLOOK

2-3 Months

SUPPORT AND RESISTANCE

172.94 *** Annual contain**
166.66 *** multi-week contain**

119.97 ** multi-week contain**
116.63 ** multi-week contain**



[LONG-TERM OUTLOOK](#)

[MID-TERM OUTLOOK](#)

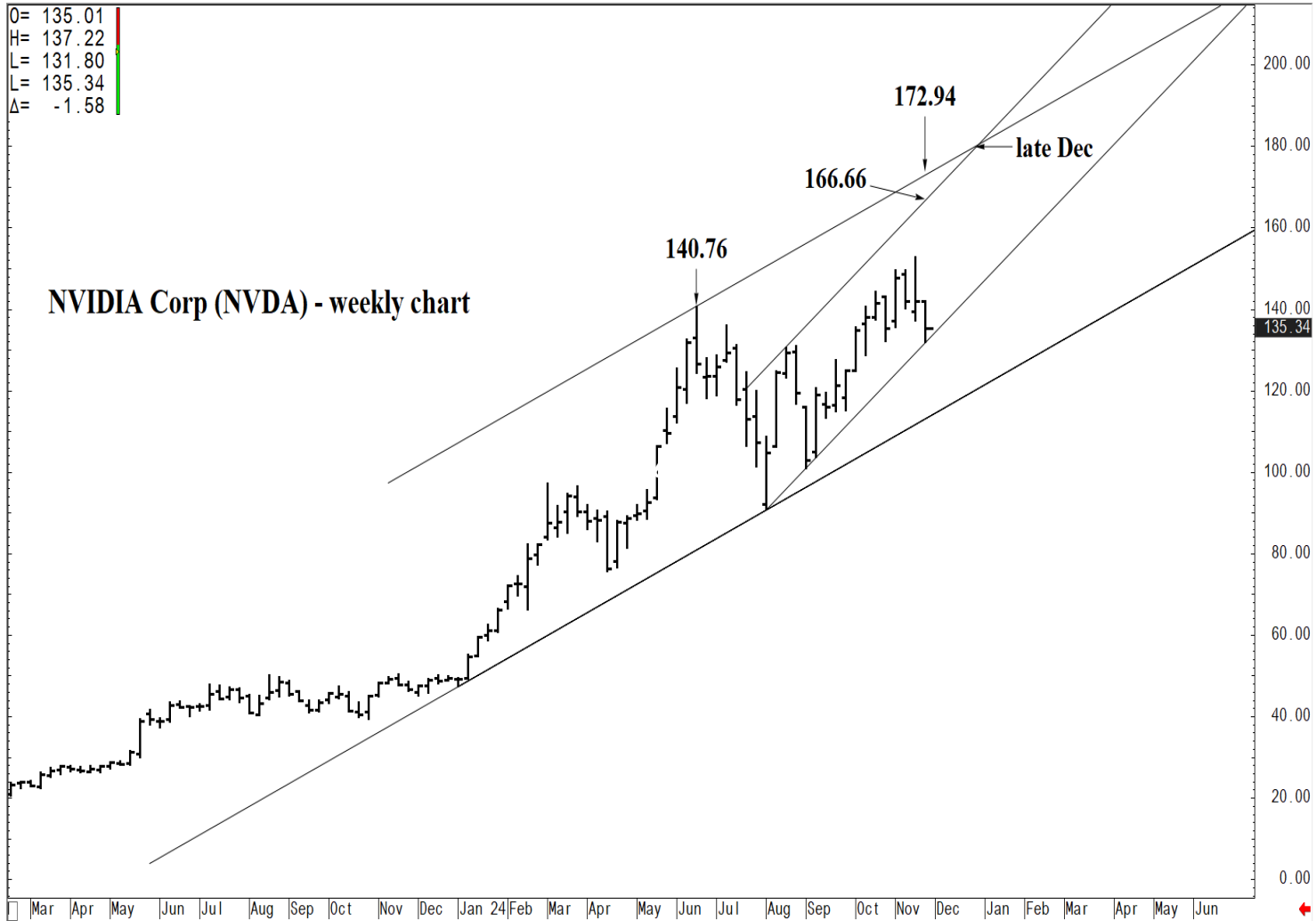
[NEAR-TERM OUTLOOK](#)

[HOME](#)



O= 135.01
H= 137.22
L= 131.80
L= 135.34
Δ= -1.58

NVIDIA Corp (NVDA) - weekly chart



SUPPORT AND RESISTANCE

172.94 *** Annual contain**
166.66 ** multi-week contain**

119.97 ** multi-week contain**
116.63 ** multi-week contain**

[LONG-TERM OUTLOOK](#)

[MID-TERM OUTLOOK](#)

[NEAR-TERM OUTLOOK](#)

[HOME](#)



SUPPORT AND RESISTANCE	
172.94 *****	Annual contain
166.66 *****	multi-week contain
119.97 ****	multi-week contain
116.63 ****	multi-week contain

[LONG-TERM OUTLOOK](#)

[MID-TERM OUTLOOK](#)

[NEAR-TERM OUTLOOK](#)

[HOME](#)

SUPPORT AND RESISTANCE

172.94 *** Annual contain**
166.66 *** multi-week contain**

119.97 *** multi-week contain**
116.63 *** multi-week contain**

[LONG-TERM OUTLOOK](#)

[MID-TERM OUTLOOK](#)

[NEAR-TERM OUTLOOK](#)

[HOME](#)

SUPPORT AND RESISTANCE

172.94 *** Annual contain**
166.66 *** multi-week contain**

119.97 *** multi-week contain**
116.63 *** multi-week contain**

[LONG-TERM OUTLOOK](#)

[MID-TERM OUTLOOK](#)

[NEAR-TERM OUTLOOK](#)

[HOME](#)



MID-TERM OUTLOOK

2-3 Weeks

SUPPORT AND RESISTANCE

172.94 *** Annual contain UP**

166.66 *** multi-week contain**

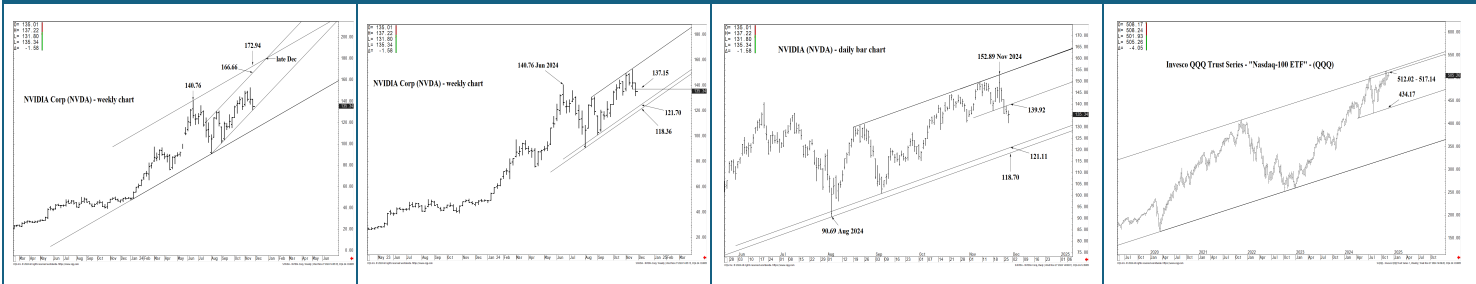
162.12 *** multi-week contain**

139.92 *** multi-wk contain UP**

137.15 *** multi-wk contain DP**

119.97 *** multi-week contain**

116.63 *** multi-week contain DP**



[LONG-TERM OUTLOOK](#)

[MID-TERM OUTLOOK](#)

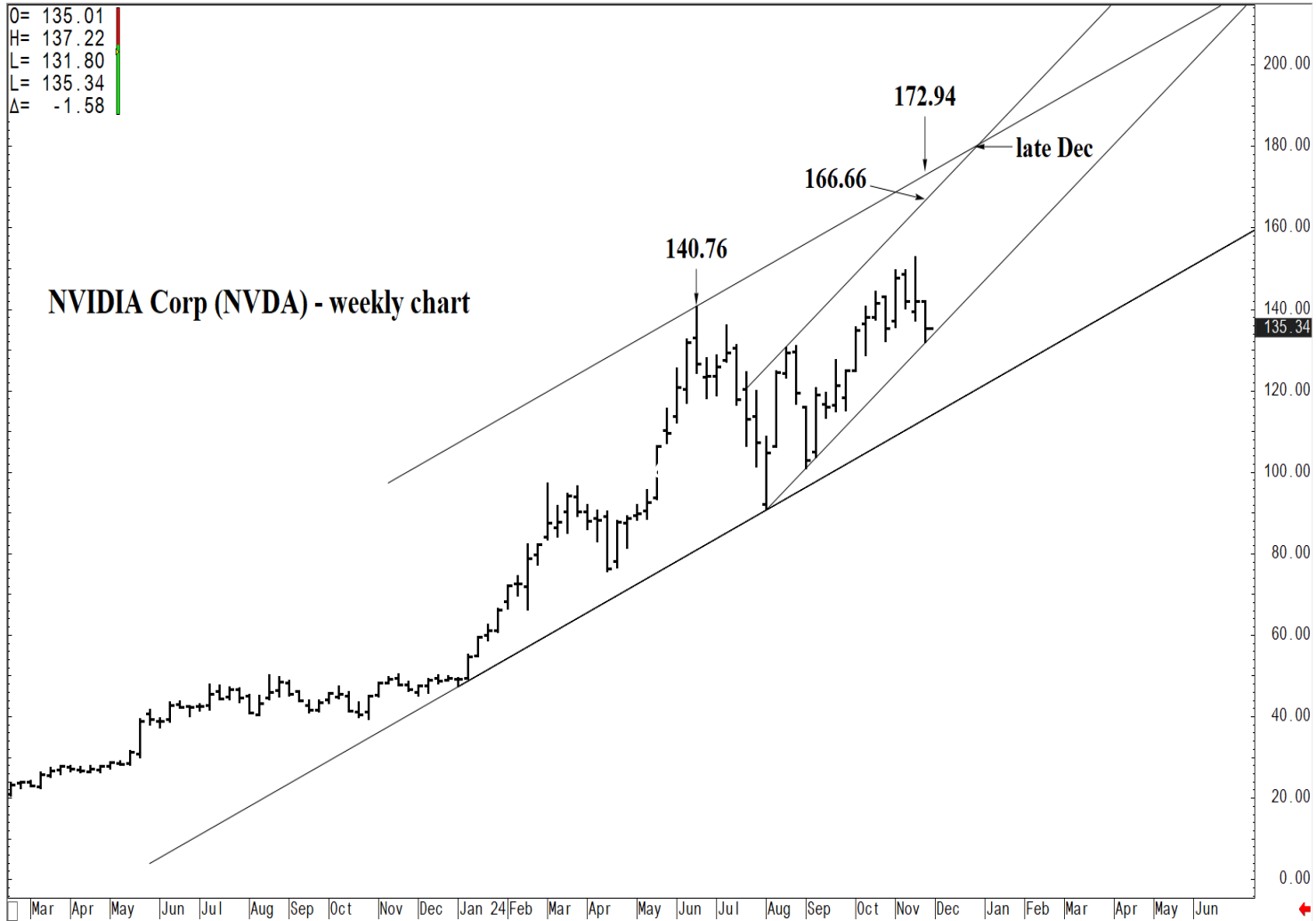
[NEAR-TERM OUTLOOK](#)

[HOME](#)



O= 135.01
 H= 137.22
 L= 131.80
 L= 135.34
 Δ= -1.58

NVIDIA Corp (NVDA) - weekly chart



COG Inc. © 2024 All rights reserved worldwide. <https://www.cog.com>

S.NVDA - NVIDIA Corp, Weekly | Wed Nov 27 2024 14:05:35, COG 24:12.8085

SUPPORT AND RESISTANCE

172.94 *** Annual contain UP**

166.66 ** multi-week contain**
162.12 ** multi-week contain**

139.92 ** multi-wk contain UP**
137.15 ** multi-wk contain DP**

119.97 ** multi-week contain**
116.63 ** multi-week contain DP**

[LONG-TERM OUTLOOK](#)

[MID-TERM OUTLOOK](#)

[NEAR-TERM OUTLOOK](#)

[HOME](#)

O= 135.01
 H= 137.22
 L= 131.80
 L= 135.34
 Δ= -1.58

NVIDIA Corp (NVDA) - weekly chart



SUPPORT AND RESISTANCE

- 172.94 ***** Annual contain UP**
- 166.66 **** multi-week contain**
- 162.12 **** multi-week contain**
- 139.92 **** multi-wk contain UP**
- 137.15 **** multi-wk contain DP**
- 119.97 **** multi-week contain**
- 116.63 **** multi-week contain DP**

May 23 Jun Jul Aug Sep Oct Nov Dec Jan 24 Feb Mar Apr May Jun Jul Aug Sep Oct Nov Dec Jan 25 Feb Mar
 CQG Inc. © 2024 All rights reserved worldwide. <https://www.cqg.com> S.NVDA - NVIDIA Corp, Weekly | Wed Nov 27 2024 14:05:15, CQG 24.12.8085

[LONG-TERM OUTLOOK](#)

[MID-TERM OUTLOOK](#)

[NEAR-TERM OUTLOOK](#)

[HOME](#)

O= 135.01
 H= 137.22
 L= 131.80
 Δ= -1.58

NVIDIA (NVDA) - daily bar chart



SUPPORT AND RESISTANCE

172.94 *** Annual contain UP**

166.66 ** multi-week contain**
162.12 ** multi-week contain**

139.92 ** multi-wk contain UP**
137.15 ** multi-wk contain DP**

119.97 ** multi-week contain**
116.63 ** multi-week contain DP**

[LONG-TERM OUTLOOK](#)

[MID-TERM OUTLOOK](#)

[NEAR-TERM OUTLOOK](#)

[HOME](#)

O= 508.17
 H= 508.24
 L= 501.93
 L= 505.26
 Δ= -4.05

Invesco QQQ Trust Series - "Nasdaq-100 ETF" - (QQQ)



CGG Inc. © 2024 All rights reserved worldwide. <https://www.cgg.com> S:QQQ - Invesco QQQ Trust Series 1, Weekly | Wed Nov 27 2024 14:06:20, CGG 24.12.8085

SUPPORT AND RESISTANCE

172.94 *** Annual contain UP**

166.66 ** multi-week contain**

162.12 ** multi-week contain**

139.92 ** multi-wk contain UP**

137.15 ** multi-wk contain DP**

119.97 ** multi-week contain**

116.63 ** multi-week contain DP**

[LONG-TERM OUTLOOK](#)

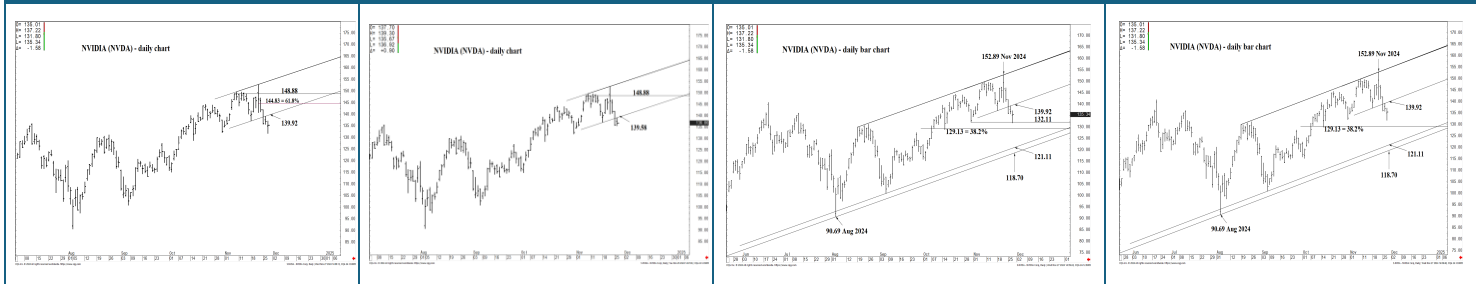
[MID-TERM OUTLOOK](#)

[NEAR-TERM OUTLOOK](#)

[HOME](#)

NEAR-TERM OUTLOOK

Today and 3-5 days out



SUPPORT AND RESISTANCE

148.88 * session containment

146.37 * minor
 144.83 * intra-day containment
 142.35 * minor
 140.70 * minor

139.92 ** multi-wk contain DP**

137.15 ** multi-wk contain DP**

136.15 * minor
 135.28 * minor
 134.25 * minor
 132.11 * intra-day containment
 131.26 * minor

129.13 * session containment

127.66 * minor
 124.94 * minor
 122.85 * minor

121.11 ** multi-week contain**

118.70 ** multi-week contain**

[LONG-TERM OUTLOOK](#)

[MID-TERM OUTLOOK](#)

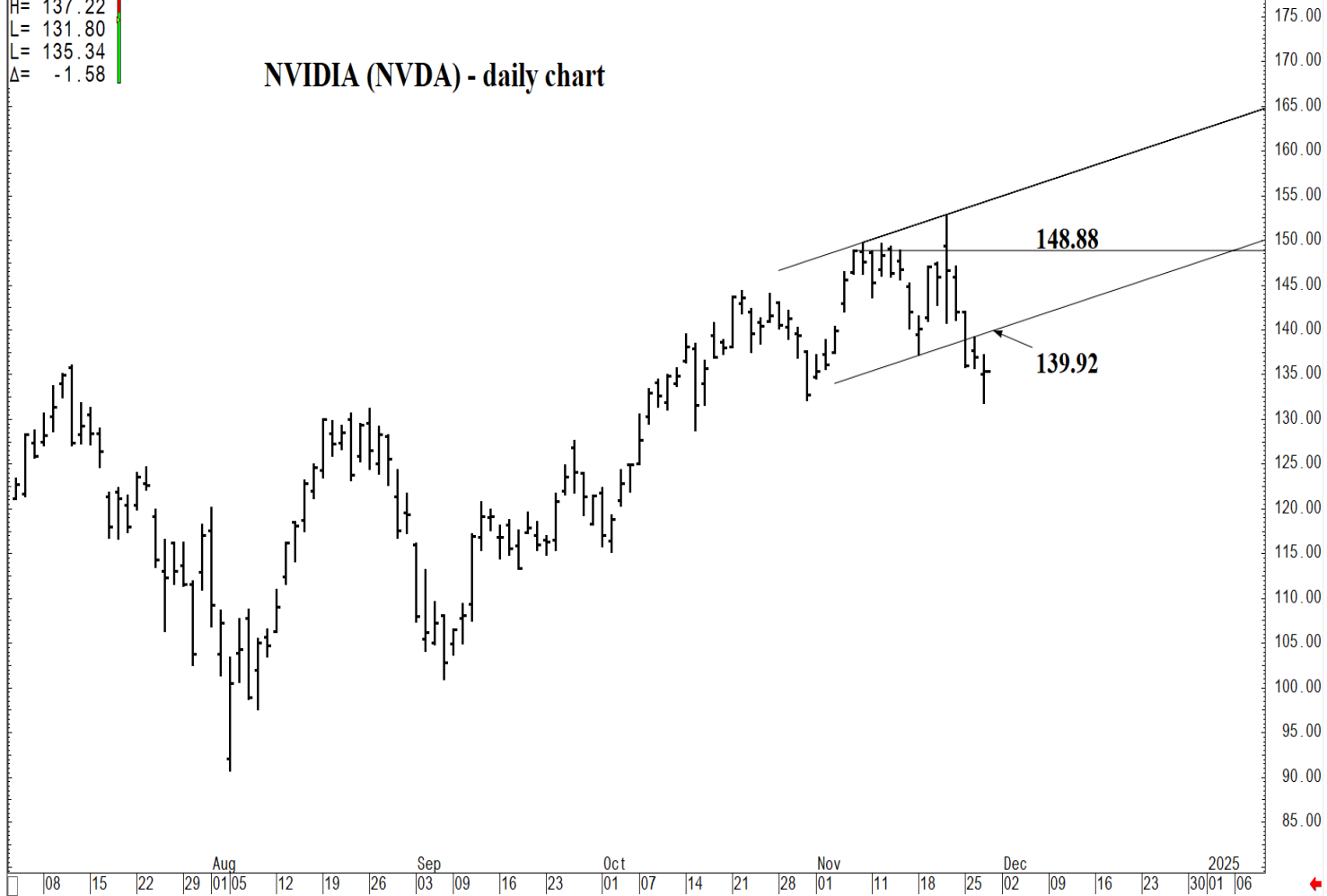
[NEAR-TERM OUTLOOK](#)

[HOME](#)



O= 135.01
 H= 137.22
 L= 131.80
 C= 135.34
 Δ= -1.58

NVIDIA (NVDA) - daily chart



COG Inc. © 2024 All rights reserved worldwide. <https://www.cog.com>

S.NVDA - NVIDIA Corp, Daily | Wed Nov 27 2024 14:07:20, COG 24-12.8085

SUPPORT AND RESISTANCE

- 148.88 * session containment**
- 146.37 * minor
- 144.83 * intra-day containment
- 142.35 * minor
- 140.70 * minor
- 139.92 **** multi-wk contain DP**
- 137.15 **** multi-wk contain DP**
- 136.15 * minor
- 135.28 * minor
- 134.25 * minor
- 132.11 * intra-day containment
- 131.26 * minor
- 129.13 * session containment**
- 127.66 * minor
- 124.94 * minor
- 122.85 * minor
- 121.11 **** multi-week contain**
- 118.70 **** multi-week contain**

[LONG-TERM OUTLOOK](#)

[MID-TERM OUTLOOK](#)

[NEAR-TERM OUTLOOK](#)

[HOME](#)



SUPPORT AND RESISTANCE

148.88 * session containment
146.37 * minor
144.83 * intra-day containment
142.35 * minor
140.70 * minor
139.92 **** multi-wk contain DP
137.15 **** multi-wk contain DP
136.15 * minor
135.28 * minor
134.25 * minor
132.11 * intra-day containment
131.26 * minor
129.13 * session containment
127.66 * minor
124.94 * minor
122.85 * minor
121.11 **** multi-week contain
118.70 **** multi-week contain

[LONG-TERM OUTLOOK](#)

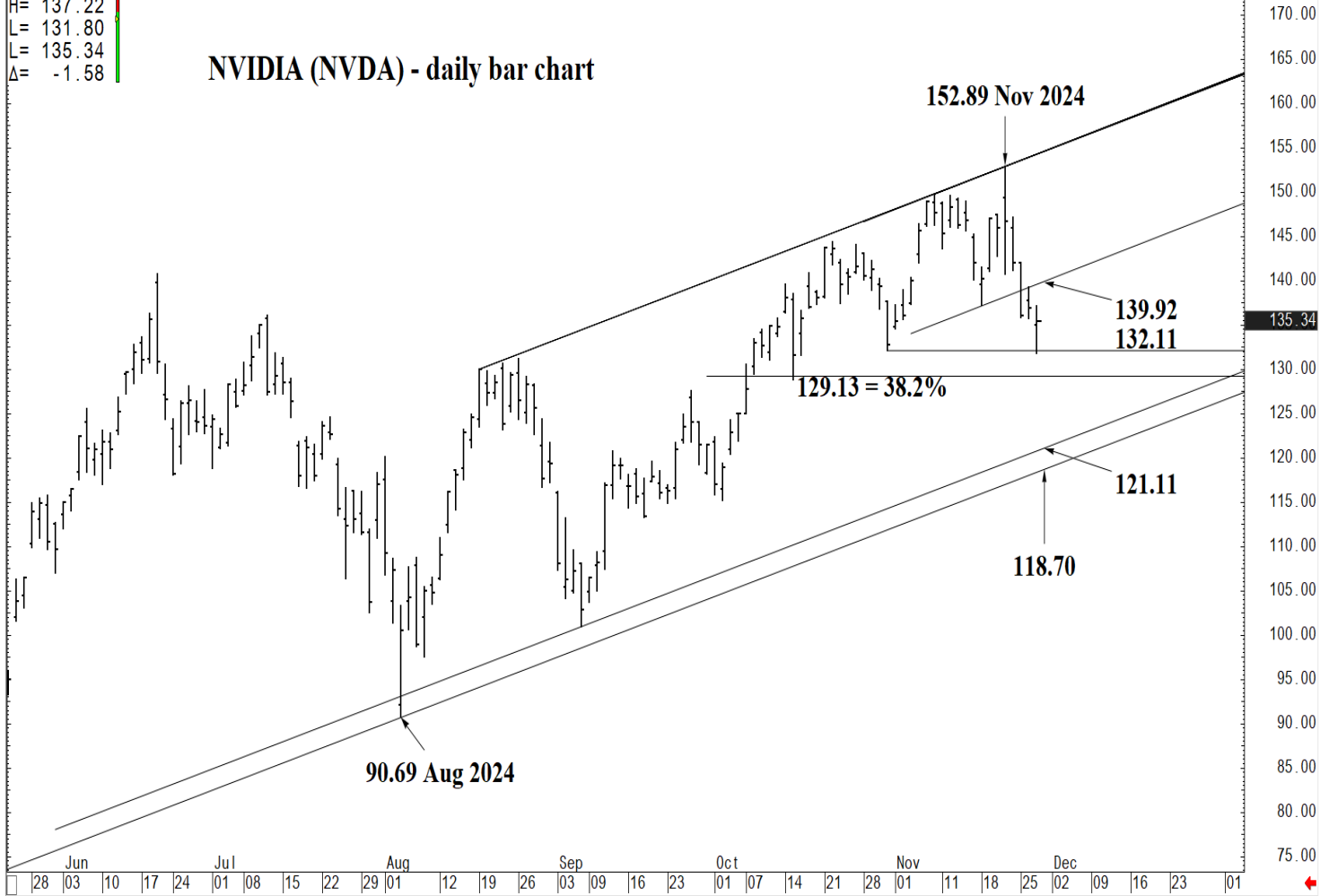
[MID-TERM OUTLOOK](#)

[NEAR-TERM OUTLOOK](#)

[HOME](#)

O= 135.01
 H= 137.22
 L= 131.80
 Δ= -1.58

NVIDIA (NVDA) - daily bar chart



SUPPORT AND RESISTANCE

- 148.88 * session containment**
- 146.37 * minor
- 144.83 * intra-day containment
- 142.35 * minor
- 140.70 * minor
- 139.92 **** multi-wk contain DP**
- 137.15 **** multi-wk contain DP**
- 136.15 * minor
- 135.28 * minor
- 134.25 * minor
- 132.11 * intra-day containment
- 131.26 * minor
- 129.13 * session containment**
- 127.66 * minor
- 124.94 * minor
- 122.85 * minor
- 121.11 **** multi-week contain**
- 118.70 **** multi-week contain**

[LONG-TERM OUTLOOK](#)

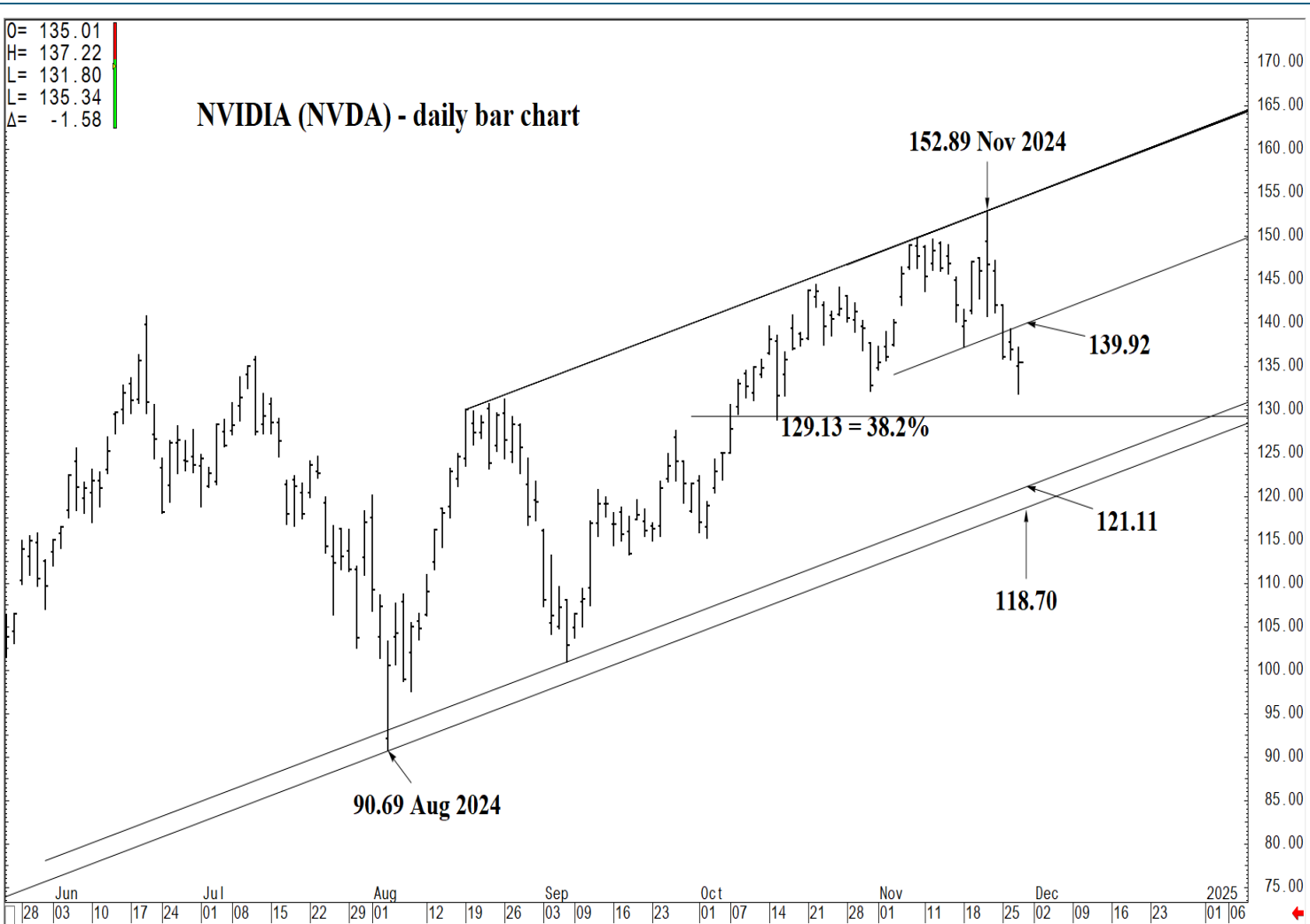
[MID-TERM OUTLOOK](#)

[NEAR-TERM OUTLOOK](#)

[HOME](#)

O= 135.01
 H= 137.22
 L= 131.80
 Δ= -1.58

NVIDIA (NVDA) - daily bar chart



SUPPORT AND RESISTANCE

- 148.88 * session containment**
- 146.37 * minor
- 144.83 * intra-day containment
- 142.35 * minor
- 140.70 * minor
- 139.92 **** multi-wk contain DP**
- 137.15 **** multi-wk contain DP**
- 136.15 * minor
- 135.28 * minor
- 134.25 * minor
- 132.11 * intra-day containment
- 131.26 * minor
- 129.13 * session containment**
- 127.66 * minor
- 124.94 * minor
- 122.85 * minor
- 121.11 **** multi-week contain**
- 118.70 **** multi-week contain**

COG Inc. © 2024 All rights reserved worldwide. <https://www.cog.com>

S.NVDA - NVIDIA Corp, Daily | Wed Nov 27 2024 14:06:46, COG 24.12.8085

[LONG-TERM OUTLOOK](#)

[MID-TERM OUTLOOK](#)

[NEAR-TERM OUTLOOK](#)

[HOME](#)