



WICKED STOCKS

# WICKED STOCKS

## Daily NVIDIA Report

---

WEDNESDAY, NOVEMBER 27, 2024

[LONG-TERM OUTLOOK](#)

[MID-TERM OUTLOOK](#)

[NEAR-TERM OUTLOOK](#)

[HOME](#)



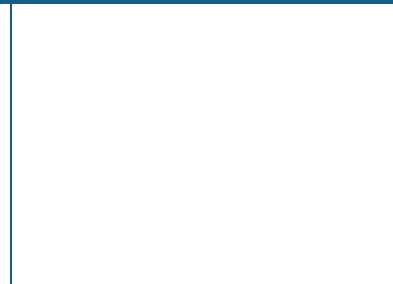
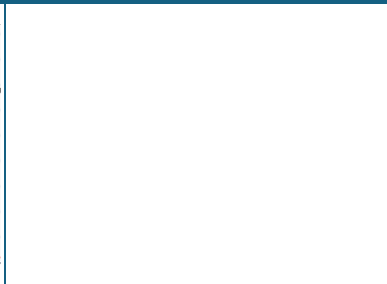
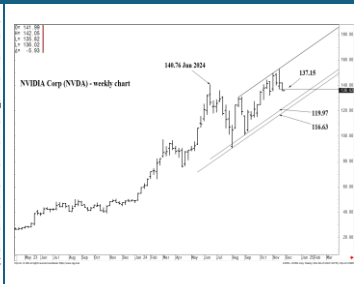
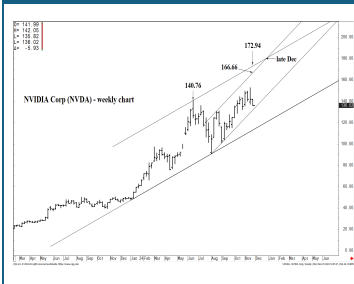
# LONG-TERM OUTLOOK

## 2-3 Months

### SUPPORT AND RESISTANCE

**172.94 \*\*\*\*\* Annual contain**  
**166.66 \*\*\*\*\* multi-week contain**

**119.97 \*\*\*\* multi-week contain**  
**116.63 \*\*\*\* multi-week contain**



[LONG-TERM OUTLOOK](#)

[MID-TERM OUTLOOK](#)

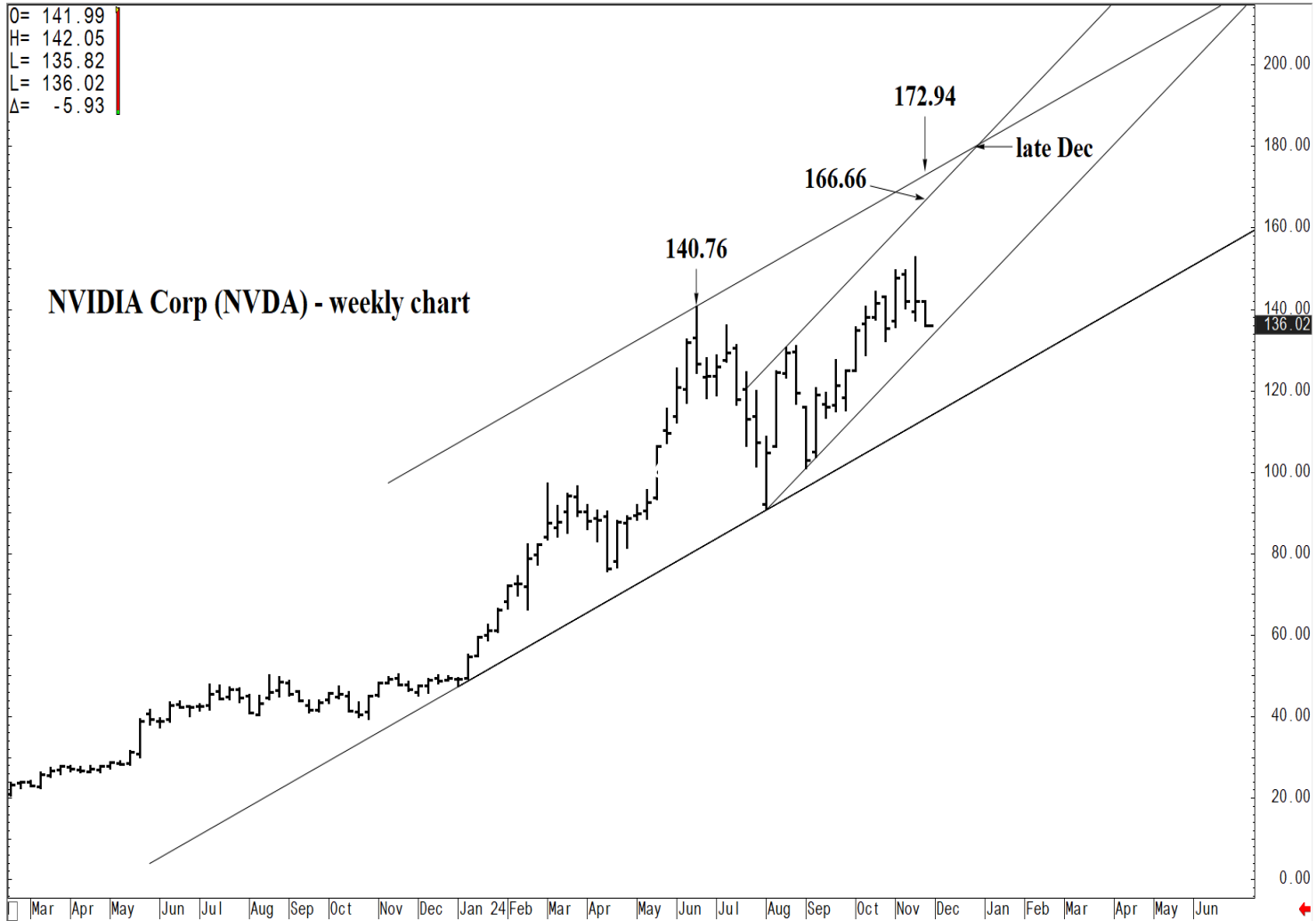
[NEAR-TERM OUTLOOK](#)

[HOME](#)



O= 141.99  
H= 142.05  
L= 135.82  
L= 136.02  
Δ= -5.93

### NVIDIA Corp (NVDA) - weekly chart



### SUPPORT AND RESISTANCE

**172.94 \*\*\*\*\* Annual contain**  
**166.66 \*\*\*\*\* multi-week contain**

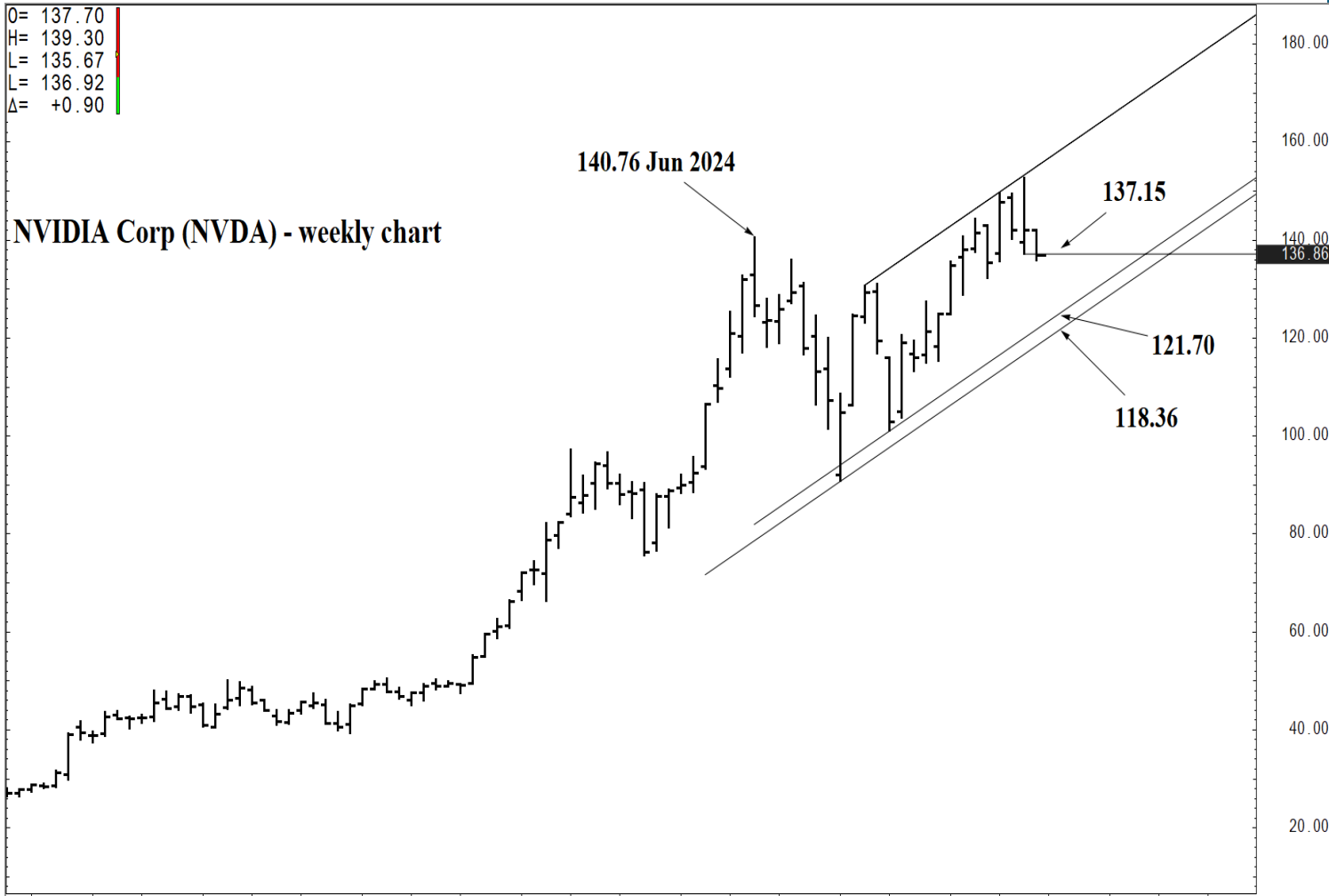
**119.97 \*\*\*\*\* multi-week contain**  
**116.63 \*\*\*\*\* multi-week contain**

[LONG-TERM OUTLOOK](#)

[MID-TERM OUTLOOK](#)

[NEAR-TERM OUTLOOK](#)

[HOME](#)



SUPPORT AND RESISTANCE	
<b>172.94 *****</b>	<b>Annual contain</b>
<b>166.66 ****</b>	<b>multi-week contain</b>
<b>119.97 ****</b>	<b>multi-week contain</b>
<b>116.63 ****</b>	<b>multi-week contain</b>

CQG Inc. © 2024 All rights reserved worldwide. <https://www.cqg.com>
S:NVDA - NVIDIA Corp, Weekly | Tue Nov 26 2024 14:21:31, CQG 24.12.8085

[LONG-TERM OUTLOOK](#)

[MID-TERM OUTLOOK](#)

[NEAR-TERM OUTLOOK](#)

[HOME](#)

**SUPPORT AND RESISTANCE**

---

**172.94 \*\*\*\*\* Annual contain**  
**166.66 \*\*\*\*\* multi-week contain**

**119.97 \*\*\*\*\* multi-week contain**  
**116.63 \*\*\*\*\* multi-week contain**

[LONG-TERM OUTLOOK](#)

[MID-TERM OUTLOOK](#)

[NEAR-TERM OUTLOOK](#)

[HOME](#)

## SUPPORT AND RESISTANCE

---

**172.94 \*\*\*\*\* Annual contain**  
**166.66 \*\*\*\*\* multi-week contain**

**119.97 \*\*\*\*\* multi-week contain**  
**116.63 \*\*\*\*\* multi-week contain**

[LONG-TERM OUTLOOK](#)

[MID-TERM OUTLOOK](#)

[NEAR-TERM OUTLOOK](#)

[HOME](#)

# MID-TERM OUTLOOK

## 2-3 Weeks

### SUPPORT AND RESISTANCE

**172.94 \*\*\*\*\* Annual contain UP**

**166.66 \*\*\*\*\* multi-week contain**

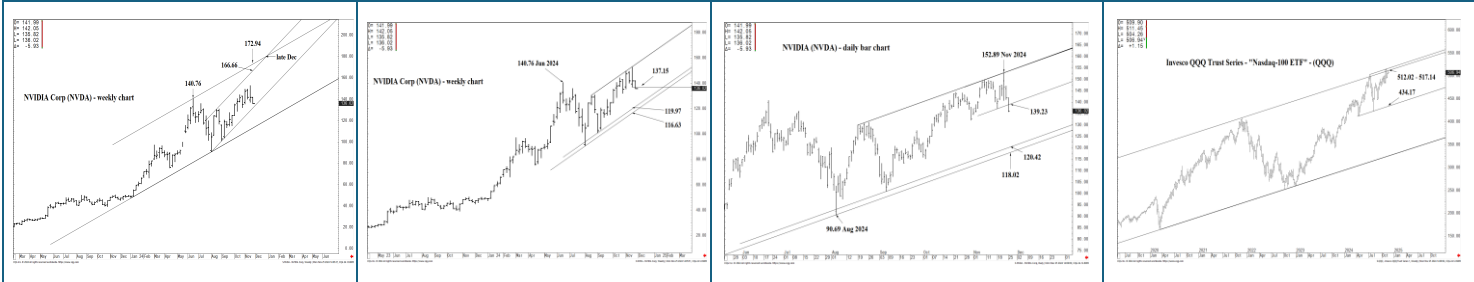
**161.67 \*\*\*\*\* multi-week contain**

**139.58 \*\*\*\*\* multi-wk contain UP**

**137.15 \*\*\*\*\* multi-wk contain DP**

**119.97 \*\*\*\*\* multi-week contain**

**116.63 \*\*\*\*\* multi-week contain DP**



[LONG-TERM OUTLOOK](#)

[MID-TERM OUTLOOK](#)

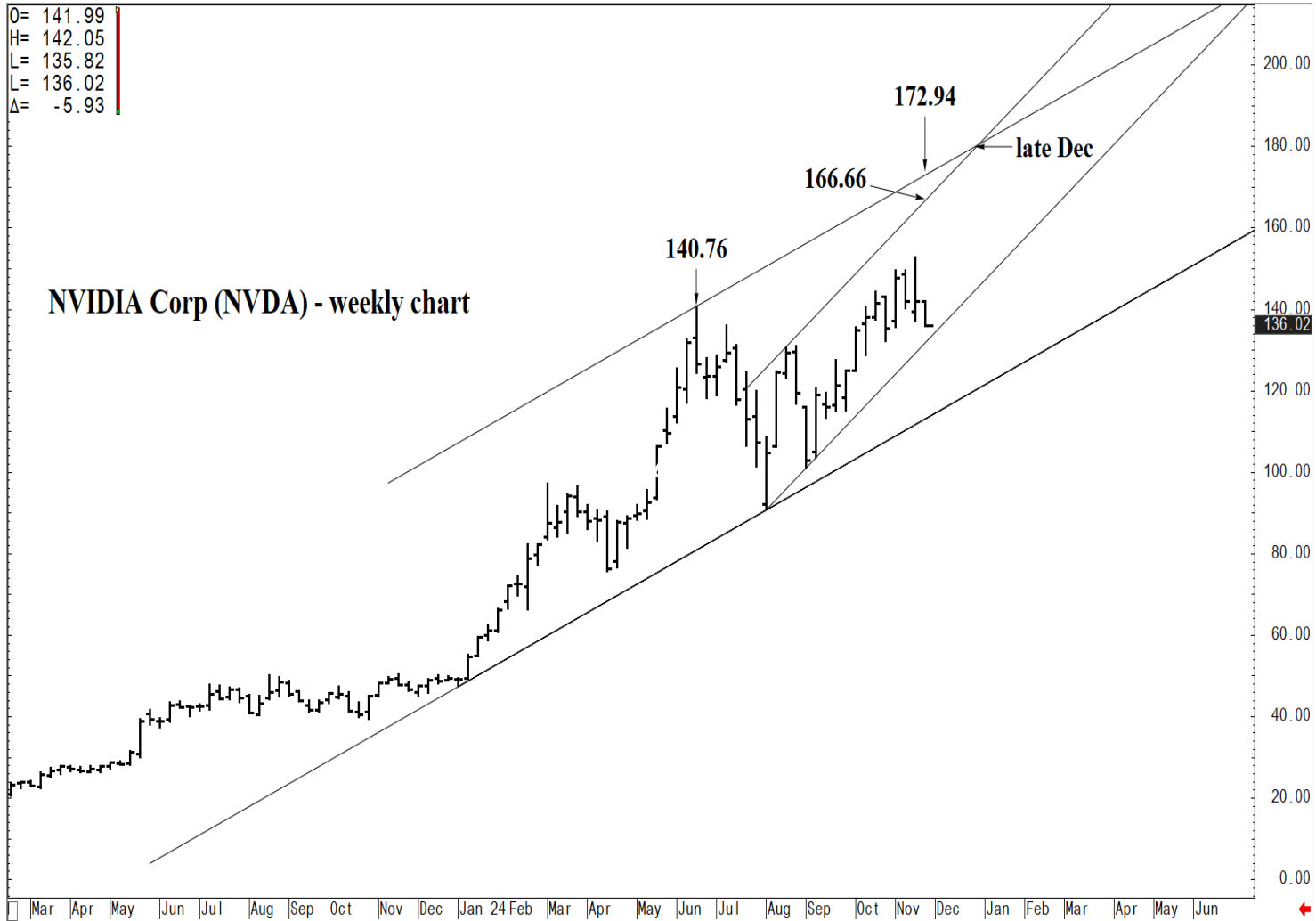
[NEAR-TERM OUTLOOK](#)

[HOME](#)



O= 141.99  
 H= 142.05  
 L= 135.82  
 L= 136.02  
 Δ= -5.93

### NVIDIA Corp (NVDA) - weekly chart



COG Inc. © 2024 All rights reserved worldwide. <https://www.cog.com>

S.NVDA - NVIDIA Corp, Weekly | Mon Nov 25 2024 14:05:27, COG 24-12.8085

### SUPPORT AND RESISTANCE

**172.94 \*\*\*\*\* Annual contain UP**

**166.66 \*\*\*\* multi-week contain**

**161.67 \*\*\*\* multi-week contain**

**139.58 \*\*\*\* multi-wk contain UP**

**137.15 \*\*\*\* multi-wk contain DP**

**119.97 \*\*\*\* multi-week contain**

**116.63 \*\*\*\* multi-week contain DP**

[LONG-TERM OUTLOOK](#)

[MID-TERM OUTLOOK](#)

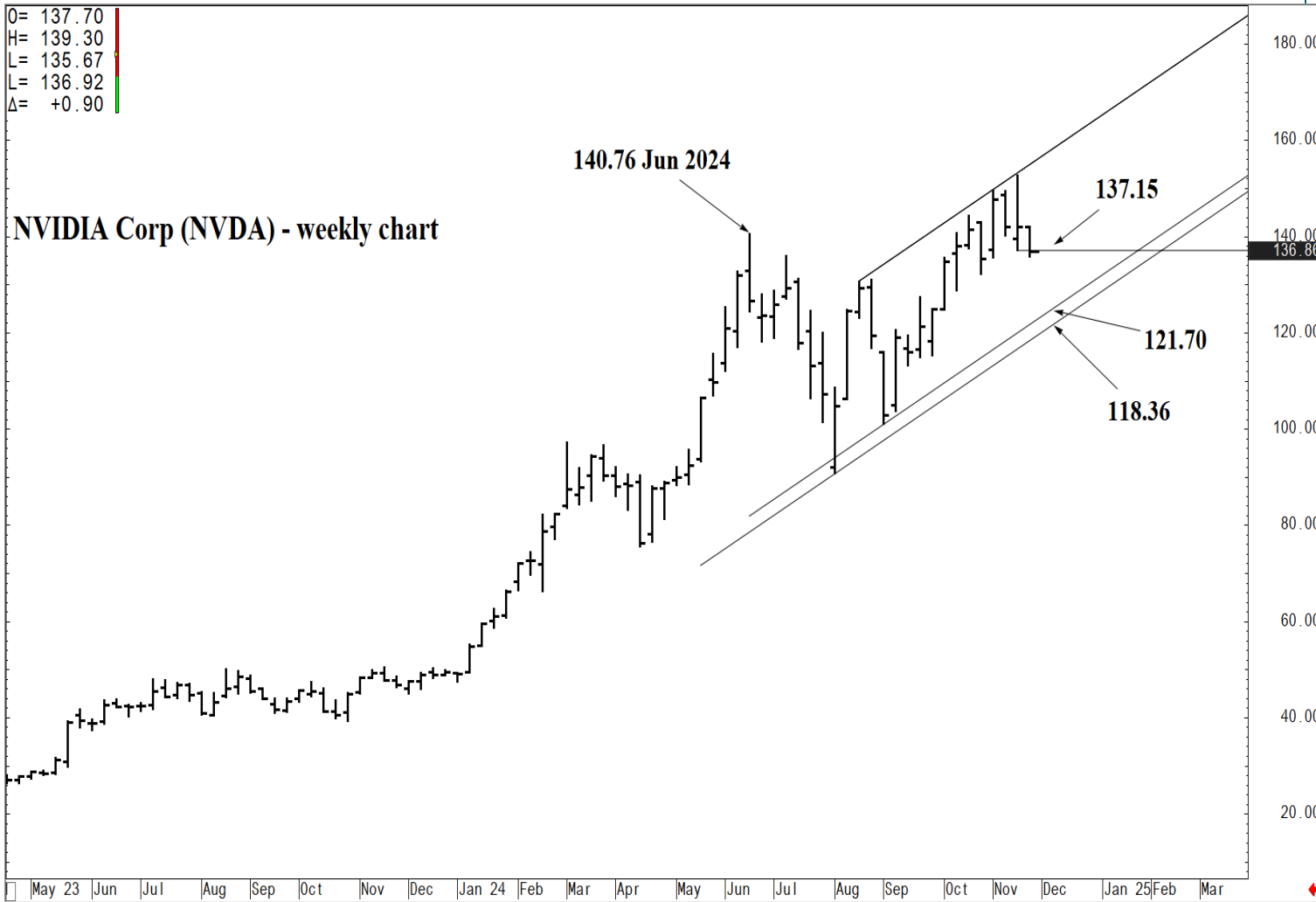
[NEAR-TERM OUTLOOK](#)

[HOME](#)



O= 137.70  
 H= 139.30  
 L= 135.67  
 Δ= +0.90

### NVIDIA Corp (NVDA) - weekly chart



### SUPPORT AND RESISTANCE

- 172.94 \*\*\*\*\* Annual contain UP**
- 166.66 \*\*\*\* multi-week contain**
- 161.67 \*\*\*\* multi-week contain**
- 140.00**
- 139.58 \*\*\*\* multi-wk contain UP**
- 137.15 \*\*\*\* multi-wk contain DP**
- 119.97 \*\*\*\* multi-week contain**
- 116.63 \*\*\*\* multi-week contain DP**

May 23 Jun Jul Aug Sep Oct Nov Dec Jan 24 Feb Mar Apr May Jun Jul Aug Sep Oct Nov Dec Jan 25 Feb Mar  
 CQG Inc. © 2024 All rights reserved worldwide. <https://www.cqg.com> S:NVDA - NVIDIA Corp, Weekly | Tue Nov 26 2024 14:21:31, CQG 24.12.8085

[LONG-TERM OUTLOOK](#)

[MID-TERM OUTLOOK](#)

[NEAR-TERM OUTLOOK](#)

[HOME](#)

O= 137.70  
H= 139.30  
L= 135.67  
C= 136.92  
Δ= +0.90

### NVIDIA (NVDA) - daily bar chart



CGG Inc. © 2024 All rights reserved worldwide. <https://www.cgg.com>

S.NVDA - NVIDIA Corp, Daily | Tue Nov 26 2024 14:23:37, CQG 24.12.8085

### SUPPORT AND RESISTANCE

**172.94 \*\*\*\*\* Annual contain UP**

**166.66 \*\*\*\* multi-week contain**

**161.67 \*\*\*\* multi-week contain**

**139.58 \*\*\*\* multi-wk contain UP**

**137.15 \*\*\*\* multi-wk contain DP**

**119.97 \*\*\*\* multi-week contain**

**116.63 \*\*\*\* multi-week contain DP**

[LONG-TERM OUTLOOK](#)

[MID-TERM OUTLOOK](#)

[NEAR-TERM OUTLOOK](#)

[HOME](#)

O= 508.08  
 H= 510.14  
 L= 507.23  
 L= 509.31  
 Δ= +2.72

### Invesco QQQ Trust Series - "Nasdaq-100 ETF" - (QQQ)



CGG Inc. © 2024 All rights reserved worldwide. <https://www.cgg.com> S:QQQ - Invesco QQQ Trust Series 1, Weekly | Tue Nov 26 2024 14:20:23, CGG 24.12.8085

SUPPORT AND RESISTANCE	
<b>172.94 *****</b>	<b>Annual contain UP</b>
<b>166.66 ****</b>	<b>multi-week contain</b>
<b>161.67 ****</b>	<b>multi-week contain</b>
<b>139.58 ****</b>	<b>multi-wk contain UP</b>
<b>137.15 ****</b>	<b>multi-wk contain DP</b>
<b>119.97 ****</b>	<b>multi-week contain</b>
<b>116.63 ****</b>	<b>multi-week contain DP</b>

[LONG-TERM OUTLOOK](#)

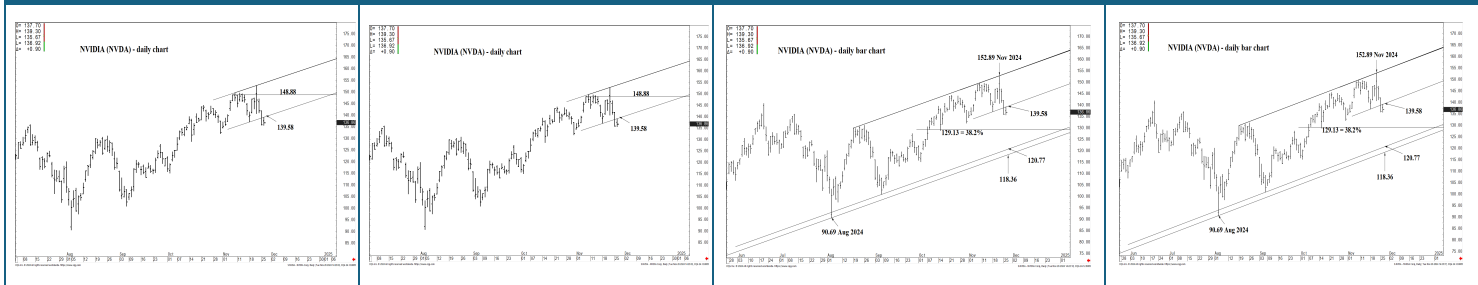
[MID-TERM OUTLOOK](#)

[NEAR-TERM OUTLOOK](#)

[HOME](#)

# NEAR-TERM OUTLOOK

## Today and 3-5 days out



### SUPPORT AND RESISTANCE

#### 148.88 \* session containment

146.37 \* minor  
 144.36 \* intra-day containment  
 142.34 \* minor  
 140.70 \* minor

#### 139.58 \*\*\*\* multi-wk contain DP 137.15 \*\*\*\* multi-wk contain DP

136.15 \* minor  
 135.55 \* minor  
 134.34 \* intra-day containment  
 132.11 \* minor  
 131.26 \* minor

#### 129.13 \* session containment

127.66 \* minor  
 124.94 \* minor  
 122.85 \* minor  
 121.79 \* minor

#### 120.77 \*\*\*\* multi-week contain 118.36 \*\*\*\* multi-week contain

[LONG-TERM OUTLOOK](#)

[MID-TERM OUTLOOK](#)

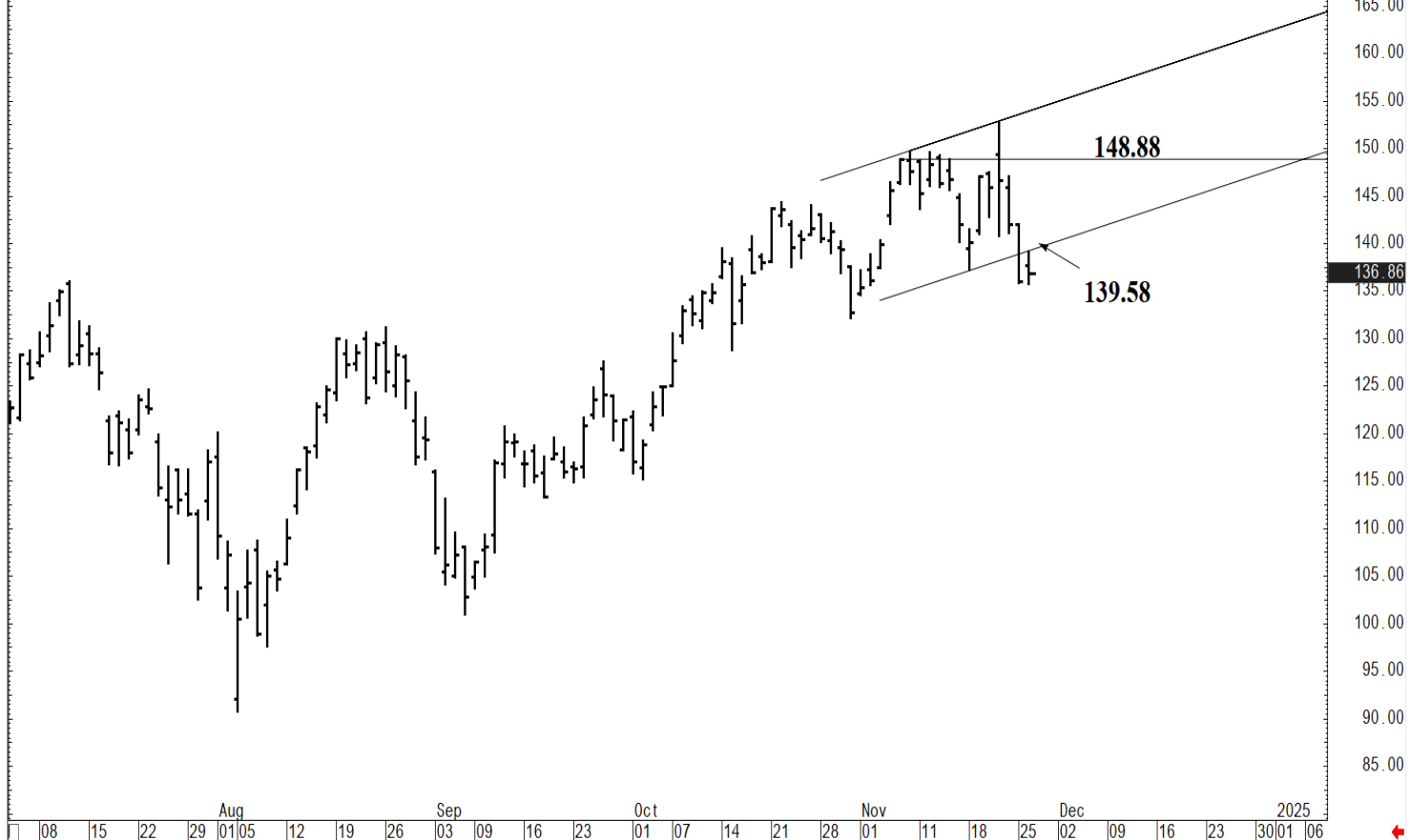
[NEAR-TERM OUTLOOK](#)

[HOME](#)



O= 137.70  
H= 139.30  
L= 135.67  
L= 136.92  
Δ= +0.90

### NVIDIA (NVDA) - daily chart



### SUPPORT AND RESISTANCE

- 148.88 \* session containment**
- 146.37 \* minor
- 144.36 \* intra-day containment
- 142.34 \* minor
- 140.70 \* minor
- 139.58 \*\*\*\* multi-wk contain DP**
- 137.15 \*\*\*\* multi-wk contain DP**
- 136.15 \* minor
- 135.55 \* minor
- 134.34 \* intra-day containment
- 132.11 \* minor
- 131.26 \* minor
- 129.13 \* session containment**
- 127.66 \* minor
- 124.94 \* minor
- 122.85 \* minor
- 121.79 \* minor
- 120.77 \*\*\*\* multi-week contain**
- 118.36 \*\*\*\* multi-week contain**

COG Inc. © 2024 All rights reserved worldwide. <https://www.cog.com>

S.NVDA - NVIDIA Corp, Daily | Tue Nov 26 2024 14:23:02, COG 24-12-8085

[LONG-TERM OUTLOOK](#)

[MID-TERM OUTLOOK](#)

[NEAR-TERM OUTLOOK](#)

[HOME](#)



### SUPPORT AND RESISTANCE

**148.88 \* session containment**

- 146.37 \* minor
- 144.36 \* intra-day containment
- 142.34 \* minor
- 140.70 \* minor

**139.58 \*\*\*\* multi-wk contain DP**  
**137.15 \*\*\*\* multi-wk contain DP**

- 136.15 \* minor
- 135.55 \* minor
- 134.34 \* intra-day containment
- 132.11 \* minor
- 131.26 \* minor

**129.13 \* session containment**

- 127.66 \* minor
- 124.94 \* minor
- 122.85 \* minor
- 121.79 \* minor

**120.77 \*\*\*\* multi-week contain**  
**118.36 \*\*\*\* multi-week contain**

[LONG-TERM OUTLOOK](#)

[MID-TERM OUTLOOK](#)

[NEAR-TERM OUTLOOK](#)

[HOME](#)

O= 137.70  
 H= 139.30  
 L= 135.67  
 C= 136.92  
 Δ= +0.90

## NVIDIA (NVDA) - daily bar chart



CGG Inc. © 2024 All rights reserved worldwide. <https://www.cgg.com>

S:NVDA - NVIDIA Corp, Daily | Tue Nov 26 2024 14:22:18, CQG 24.12.8085

### SUPPORT AND RESISTANCE

**148.88 \* session containment**

- 146.37 \* minor
- 144.36 \* intra-day containment
- 142.34 \* minor
- 140.70 \* minor

**139.58 \*\*\*\* multi-wk contain DP**

**137.15 \*\*\*\* multi-wk contain DP**

- 136.15 \* minor
- 135.55 \* minor
- 134.34 \* intra-day containment
- 132.11 \* minor
- 131.26 \* minor

**129.13 \* session containment**

- 127.66 \* minor
- 124.94 \* minor
- 122.85 \* minor
- 121.79 \* minor

**120.77 \*\*\*\* multi-week contain**

**118.36 \*\*\*\* multi-week contain**

[LONG-TERM OUTLOOK](#)

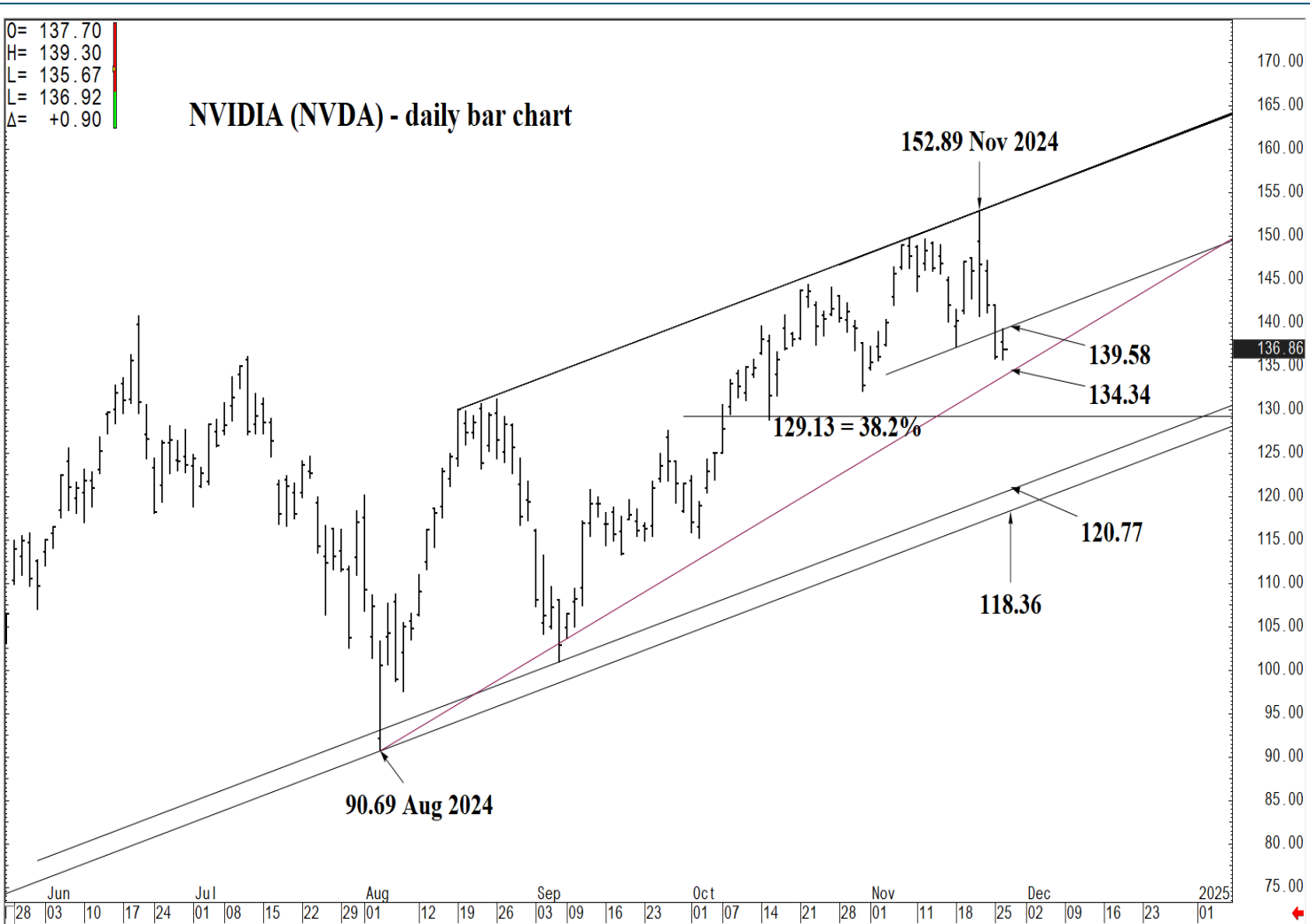
[MID-TERM OUTLOOK](#)

[NEAR-TERM OUTLOOK](#)

[HOME](#)

O= 137.70  
 H= 139.30  
 L= 135.67  
 Δ= +0.90

### NVIDIA (NVDA) - daily bar chart



### SUPPORT AND RESISTANCE

- 148.88 \* session containment**
- 146.37 \* minor
- 144.36 \* intra-day containment
- 142.34 \* minor
- 140.70 \* minor
- 139.58 \*\*\*\* multi-wk contain DP**
- 137.15 \*\*\*\* multi-wk contain DP**
- 136.15 \* minor
- 135.55 \* minor
- 134.34 \* intra-day containment
- 132.11 \* minor
- 131.26 \* minor
- 129.13 \* session containment**
- 127.66 \* minor
- 124.94 \* minor
- 122.85 \* minor
- 121.79 \* minor
- 120.77 \*\*\*\* multi-week contain**
- 118.36 \*\*\*\* multi-week contain**

COG Inc. © 2024 All rights reserved worldwide. <https://www.cog.com>

S:NVDA - NVIDIA Corp, Daily | Tue Nov 26 2024 14:22:44, COG 24.12.8085

[LONG-TERM OUTLOOK](#)

[MID-TERM OUTLOOK](#)

[NEAR-TERM OUTLOOK](#)

[HOME](#)