



WICKED STOCKS

# WICKED STOCKS

## Daily NVIDIA Report

---

TUESDAY, NOVEMBER 26, 2024

[LONG-TERM OUTLOOK](#)

[MID-TERM OUTLOOK](#)

[NEAR-TERM OUTLOOK](#)

[HOME](#)



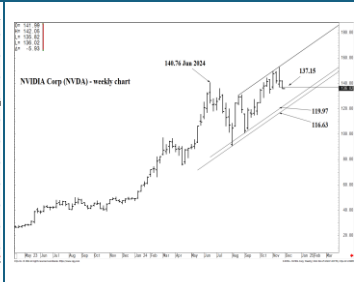
# LONG-TERM OUTLOOK

## 2-3 Months

### SUPPORT AND RESISTANCE

**172.94 \*\*\*\*\* Annual contain**  
**166.66 \*\*\*\*\* multi-week contain**

**119.97 \*\*\*\* multi-week contain**  
**116.63 \*\*\*\* multi-week contain**



[LONG-TERM OUTLOOK](#)

[MID-TERM OUTLOOK](#)

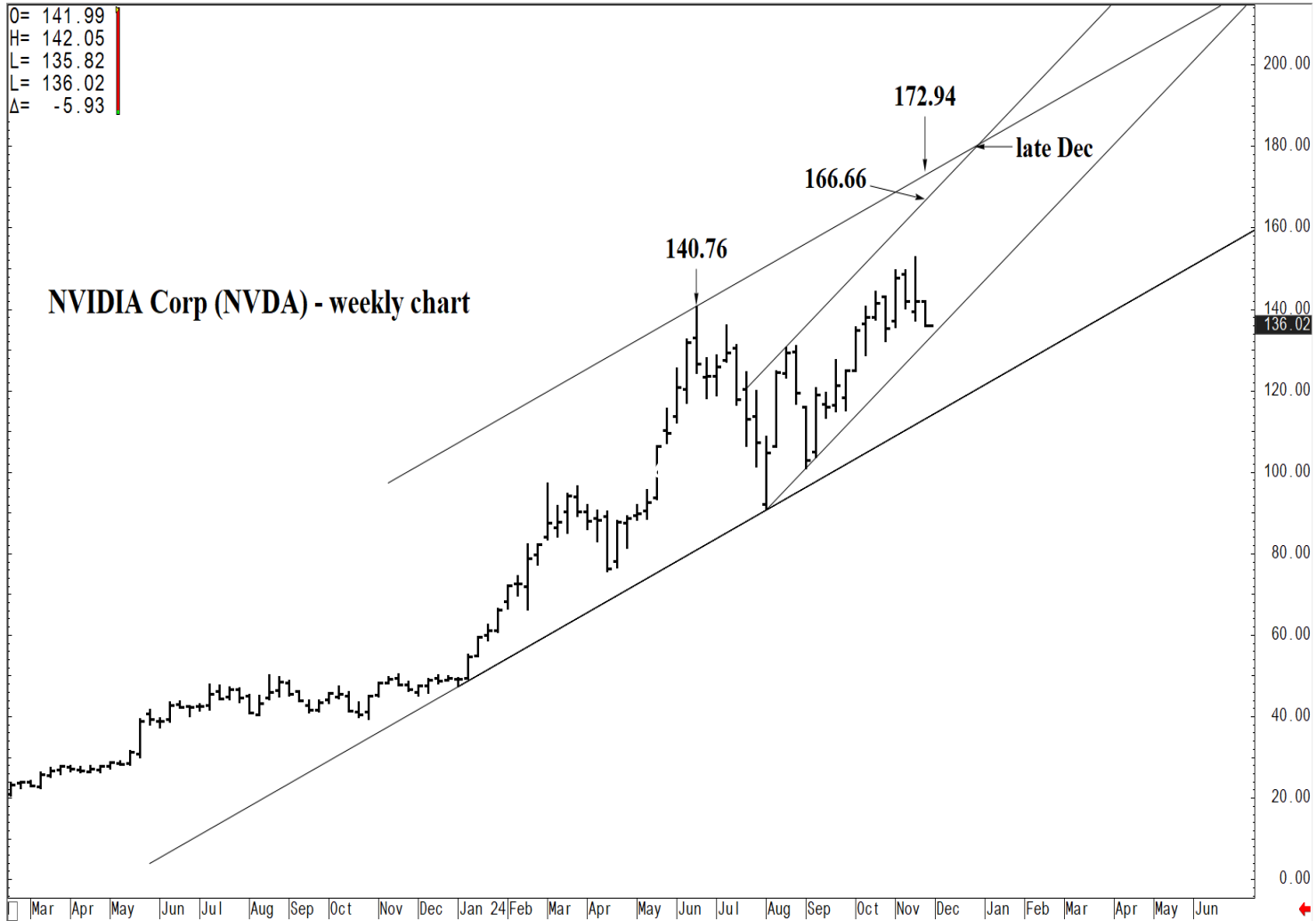
[NEAR-TERM OUTLOOK](#)

[HOME](#)



O= 141.99  
H= 142.05  
L= 135.82  
L= 136.02  
Δ= -5.93

### NVIDIA Corp (NVDA) - weekly chart



### SUPPORT AND RESISTANCE

**172.94 \*\*\*\*\* Annual contain**  
**166.66 \*\*\*\*\* multi-week contain**

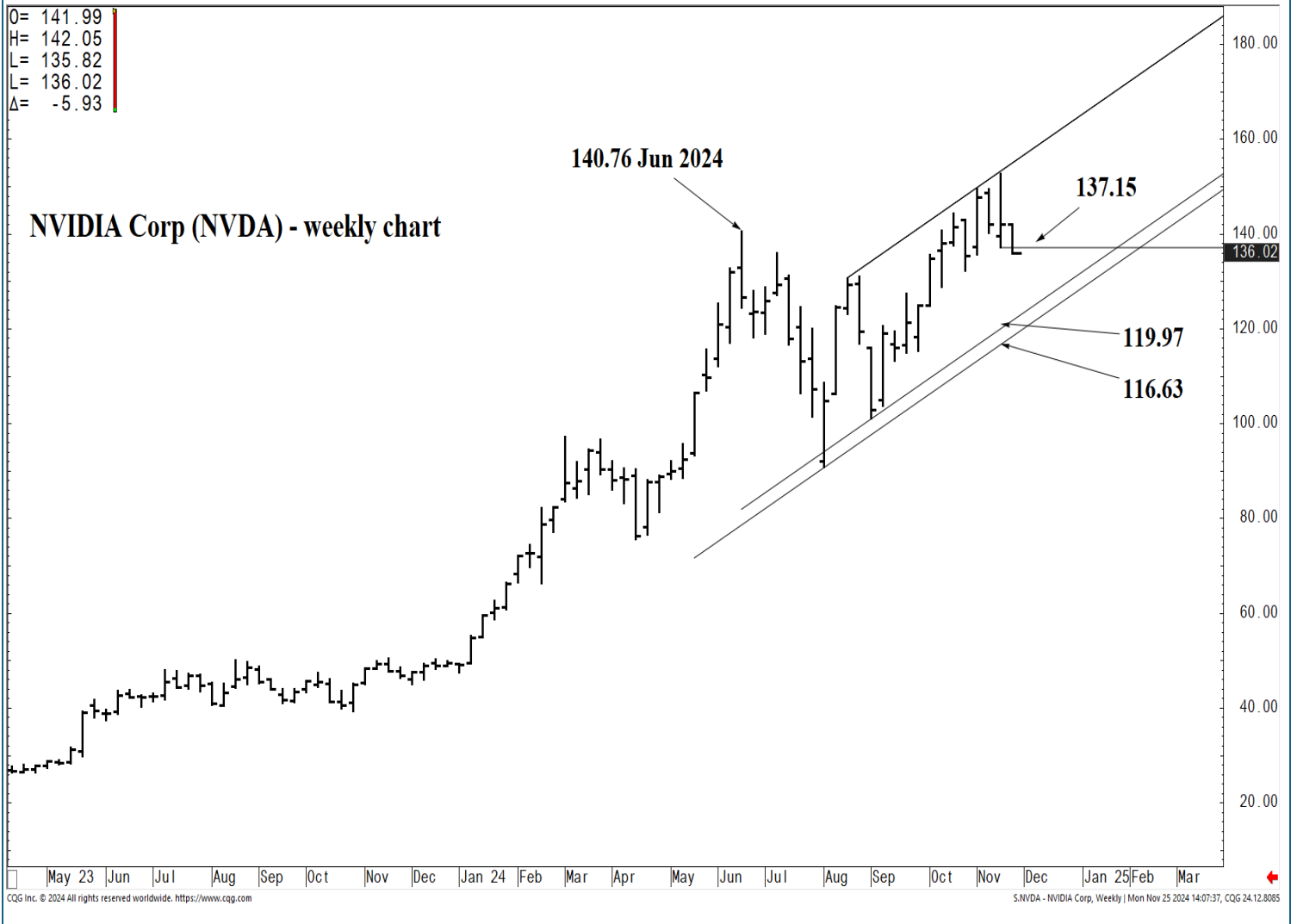
**119.97 \*\*\*\*\* multi-week contain**  
**116.63 \*\*\*\*\* multi-week contain**

[LONG-TERM OUTLOOK](#)

[MID-TERM OUTLOOK](#)

[NEAR-TERM OUTLOOK](#)

[HOME](#)



### SUPPORT AND RESISTANCE

<b>172.94 ***** Annual contain</b>
<b>166.66 ***** multi-week contain</b>
<b>119.97 **** multi-week contain</b>
<b>116.63 **** multi-week contain</b>

[LONG-TERM OUTLOOK](#)

[MID-TERM OUTLOOK](#)

[NEAR-TERM OUTLOOK](#)

[HOME](#)

## SUPPORT AND RESISTANCE

---

**172.94 \*\*\*\*\* Annual contain**  
**166.66 \*\*\*\*\* multi-week contain**

**119.97 \*\*\*\*\* multi-week contain**  
**116.63 \*\*\*\*\* multi-week contain**

[LONG-TERM OUTLOOK](#)

[MID-TERM OUTLOOK](#)

[NEAR-TERM OUTLOOK](#)

[HOME](#)

## SUPPORT AND RESISTANCE

---

**172.94 \*\*\*\*\* Annual contain**  
**166.66 \*\*\*\*\* multi-week contain**

**119.97 \*\*\*\*\* multi-week contain**  
**116.63 \*\*\*\*\* multi-week contain**

[LONG-TERM OUTLOOK](#)

[MID-TERM OUTLOOK](#)

[NEAR-TERM OUTLOOK](#)

[HOME](#)



# MID-TERM OUTLOOK

## 2-3 Weeks

### SUPPORT AND RESISTANCE

**172.94 \*\*\*\*\* Annual contain UP**

**166.66 \*\*\*\*\* multi-week contain**

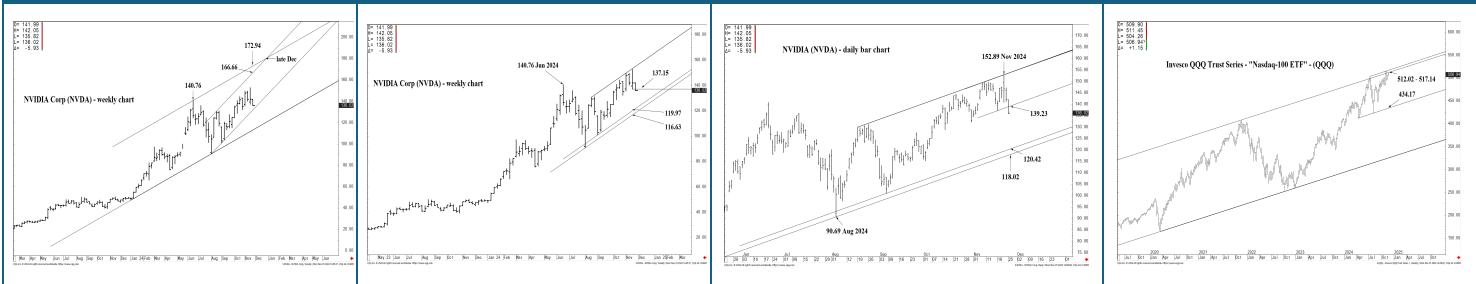
**161.23 \*\*\*\*\* multi-week contain**

**139.23 \*\*\*\*\* multi-wk contain UP**

**137.15 \*\*\*\*\* multi-wk contain DP**

**119.97 \*\*\*\*\* multi-week contain**

**116.63 \*\*\*\*\* multi-week contain DP**



[LONG-TERM OUTLOOK](#)

[MID-TERM OUTLOOK](#)

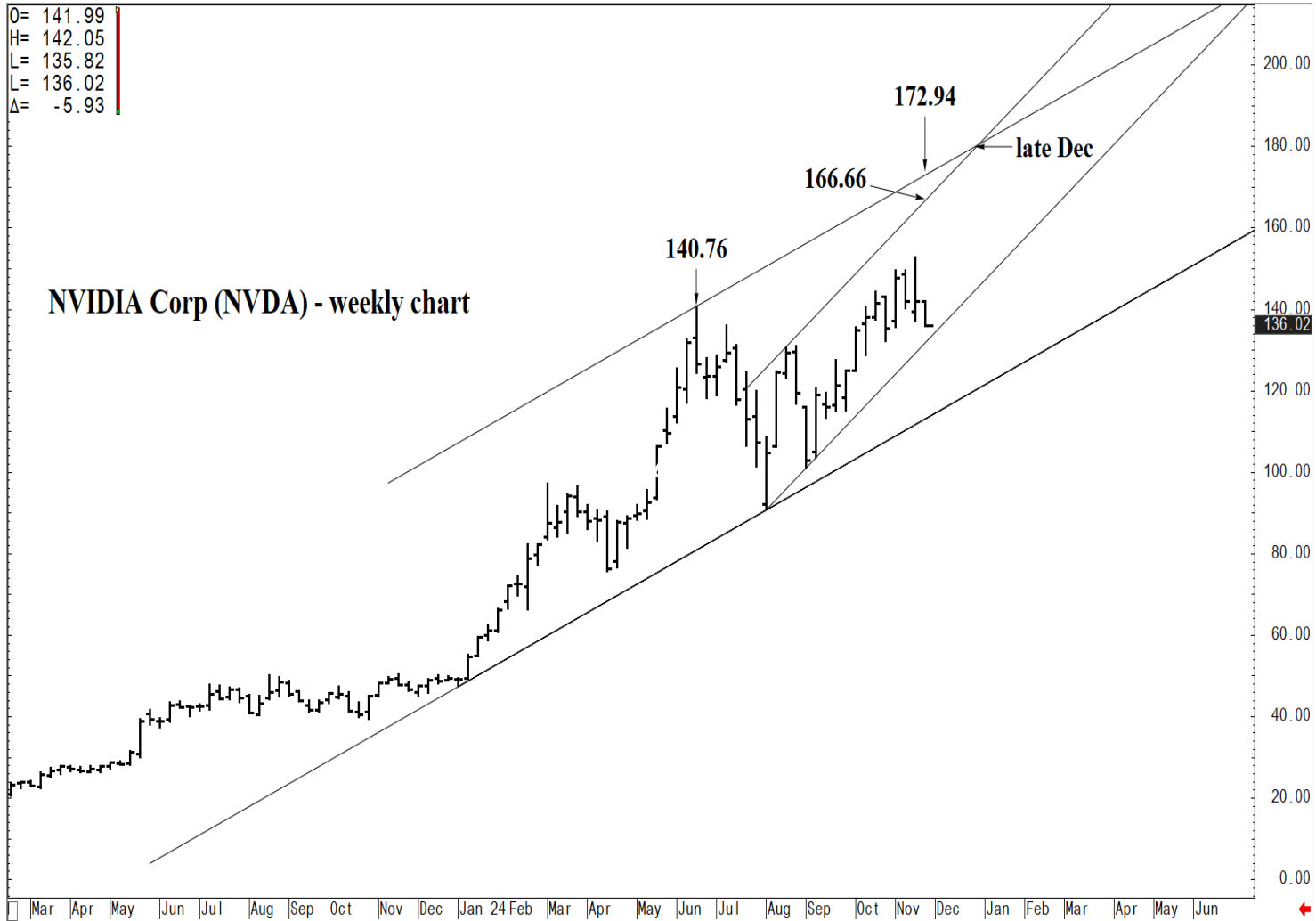
[NEAR-TERM OUTLOOK](#)

[HOME](#)



O= 141.99  
H= 142.05  
L= 135.82  
L= 136.02  
Δ= -5.93

### NVIDIA Corp (NVDA) - weekly chart



COG Inc. © 2024 All rights reserved worldwide. <https://www.cog.com>

S.NVDA - NVIDIA Corp, Weekly | Mon Nov 25 2024 14:05:27, COG 24-12.8085

### SUPPORT AND RESISTANCE

**172.94 \*\*\*\*\* Annual contain UP**

**166.66 \*\*\*\* multi-week contain**

**161.23 \*\*\*\* multi-week contain**

**139.23 \*\*\*\* multi-wk contain UP**

**137.15 \*\*\*\* multi-wk contain DP**

**119.97 \*\*\*\* multi-week contain**

**116.63 \*\*\*\* multi-week contain DP**

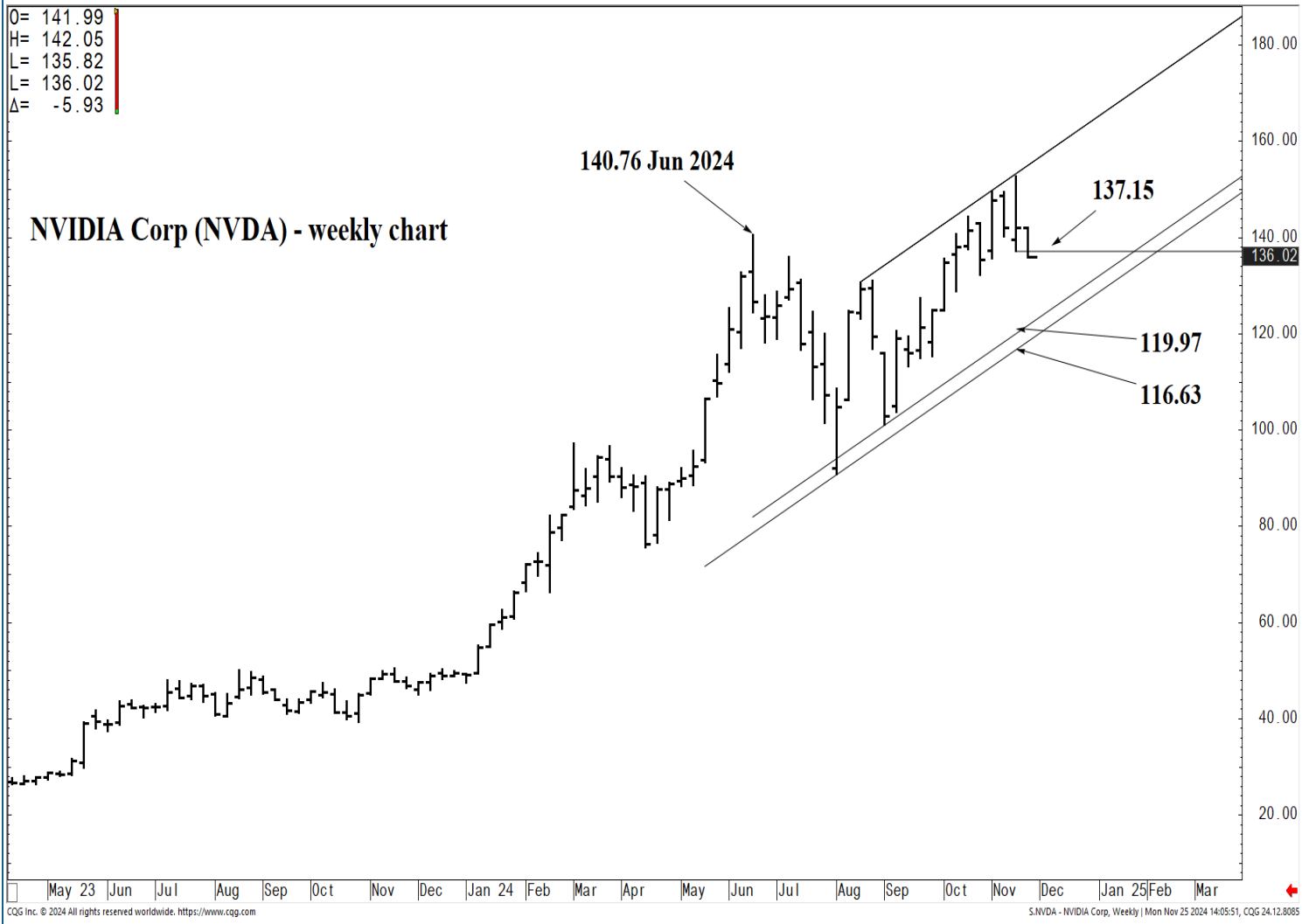
[LONG-TERM OUTLOOK](#)

[MID-TERM OUTLOOK](#)

[NEAR-TERM OUTLOOK](#)

[HOME](#)





### SUPPORT AND RESISTANCE

<b>172.94 ***** Annual contain UP</b>
<b>166.66 **** multi-week contain</b>
<b>161.23 **** multi-week contain</b>
<b>139.23 **** multi-wk contain UP</b>
<b>137.15 **** multi-wk contain DP</b>
<b>119.97 **** multi-week contain</b>
<b>116.63 **** multi-week contain DP</b>

[LONG-TERM OUTLOOK](#)

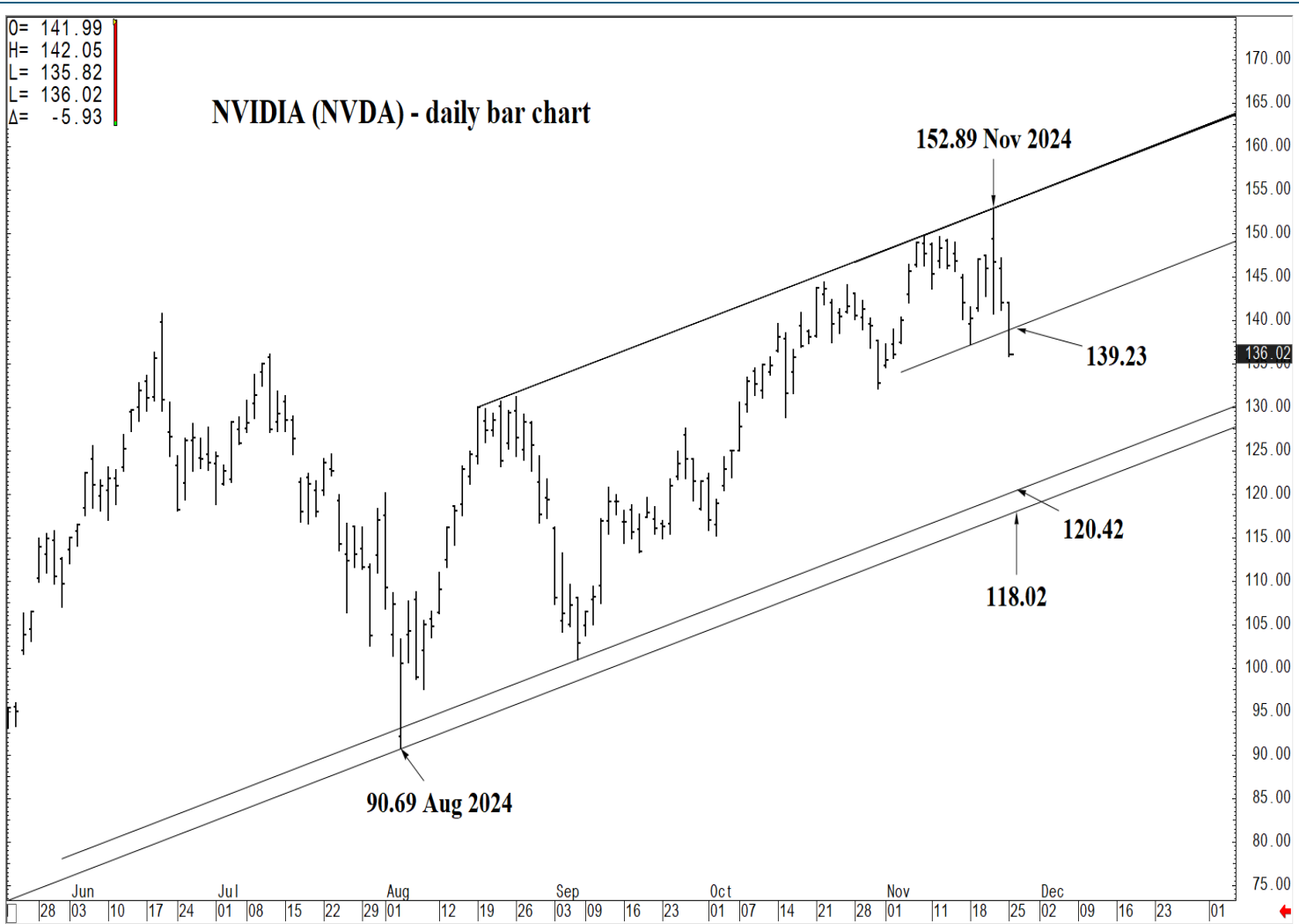
[MID-TERM OUTLOOK](#)

[NEAR-TERM OUTLOOK](#)

[HOME](#)

O= 141.99  
 H= 142.05  
 L= 135.82  
 C= 136.02  
 Δ= -5.93

### NVIDIA (NVDA) - daily bar chart



### SUPPORT AND RESISTANCE

**172.94 \*\*\*\*\* Annual contain UP**

**166.66 \*\*\*\* multi-week contain**  
**161.23 \*\*\*\* multi-week contain**

**139.23 \*\*\*\* multi-wk contain UP**  
**137.15 \*\*\*\* multi-wk contain DP**

**119.97 \*\*\*\* multi-week contain**  
**116.63 \*\*\*\* multi-week contain DP**

[LONG-TERM OUTLOOK](#)

[MID-TERM OUTLOOK](#)

[NEAR-TERM OUTLOOK](#)

[HOME](#)

O= 509.90  
H= 511.45  
L= 504.26  
L= 506.94<sup>v</sup>  
Δ= +1.15

### Invesco QQQ Trust Series - "Nasdaq-100 ETF" - (QQQ)



CGG Inc. © 2024 All rights reserved worldwide. <https://www.cgg.com>

S:QQQ - Invesco QQQ Trust Series 1, Weekly | Mon Nov 25 2024 14:09:02, CGG 24.12.8085

### SUPPORT AND RESISTANCE

**172.94 \*\*\*\*\* Annual contain UP**

**166.66 \*\*\*\* multi-week contain**

**161.23 \*\*\*\* multi-week contain**

**139.23 \*\*\*\* multi-wk contain UP**

**137.15 \*\*\*\* multi-wk contain DP**

**119.97 \*\*\*\* multi-week contain**

**116.63 \*\*\*\* multi-week contain DP**

[LONG-TERM OUTLOOK](#)

[MID-TERM OUTLOOK](#)

[NEAR-TERM OUTLOOK](#)

[HOME](#)



# NEAR-TERM OUTLOOK

## Today and 3-5 days out

### SUPPORT AND RESISTANCE

**148.88 \* session containment**

- 146.37 \* minor
- 144.36 \* intra-day containment
- 142.34 \* minor
- 140.70 \* minor

**139.23 \*\*\*\* multi-wk contain DP**

**137.15 \*\*\*\* multi-wk contain DP**

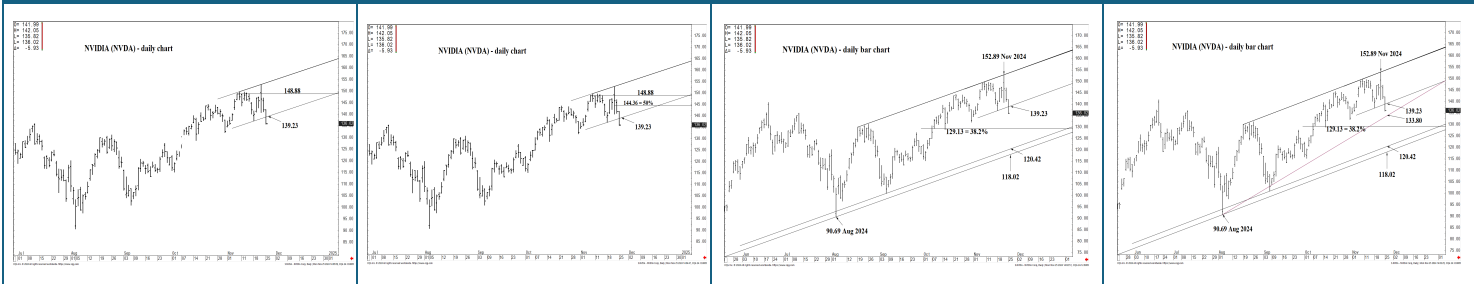
- 136.15 \* minor
- 135.55 \* minor
- 133.80 \* intra-day containment
- 132.11 \* minor
- 131.26 \* minor

**129.13 \* session containment**

- 127.66 \* minor
- 124.94 \* minor
- 122.85 \* minor
- 121.79 \* minor

**120.42 \*\*\*\* multi-week contain**

**118.02 \*\*\*\* multi-week contain**



[LONG-TERM OUTLOOK](#)

[MID-TERM OUTLOOK](#)

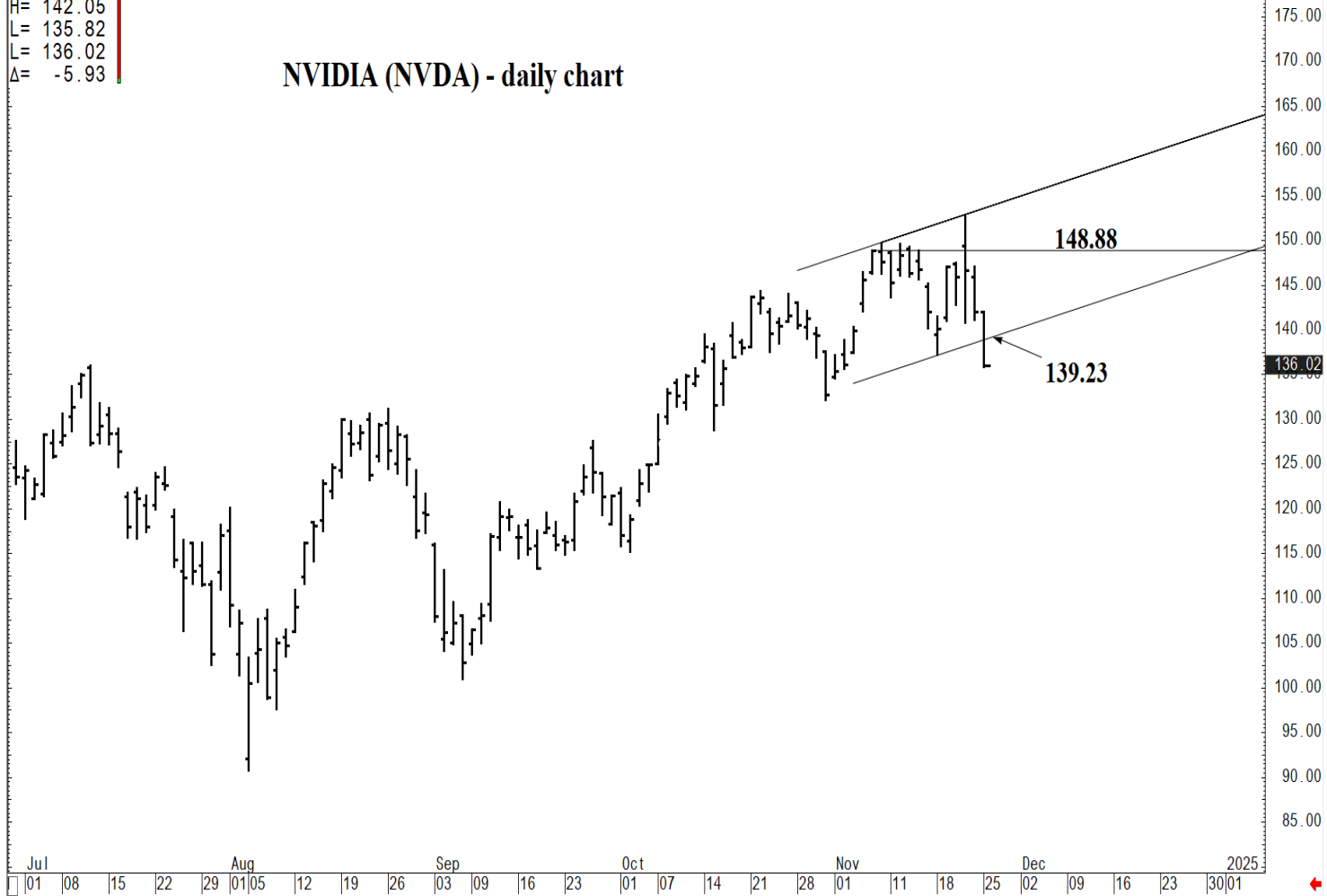
[NEAR-TERM OUTLOOK](#)

[HOME](#)



O= 141.99  
 H= 142.05  
 L= 135.82  
 L= 136.02  
 Δ= -5.93

### NVIDIA (NVDA) - daily chart



### SUPPORT AND RESISTANCE

**148.88 \* session containment**

- 146.37 \* minor
- 144.36 \* intra-day containment
- 142.34 \* minor
- 140.70 \* minor

**139.23 \*\*\*\* multi-wk contain DP**

**137.15 \*\*\*\* multi-wk contain DP**

- 136.15 \* minor
- 135.55 \* minor
- 133.80 \* intra-day containment
- 132.11 \* minor
- 131.26 \* minor

**129.13 \* session containment**

- 127.66 \* minor
- 124.94 \* minor
- 122.85 \* minor
- 121.79 \* minor

**120.42 \*\*\*\* multi-week contain**

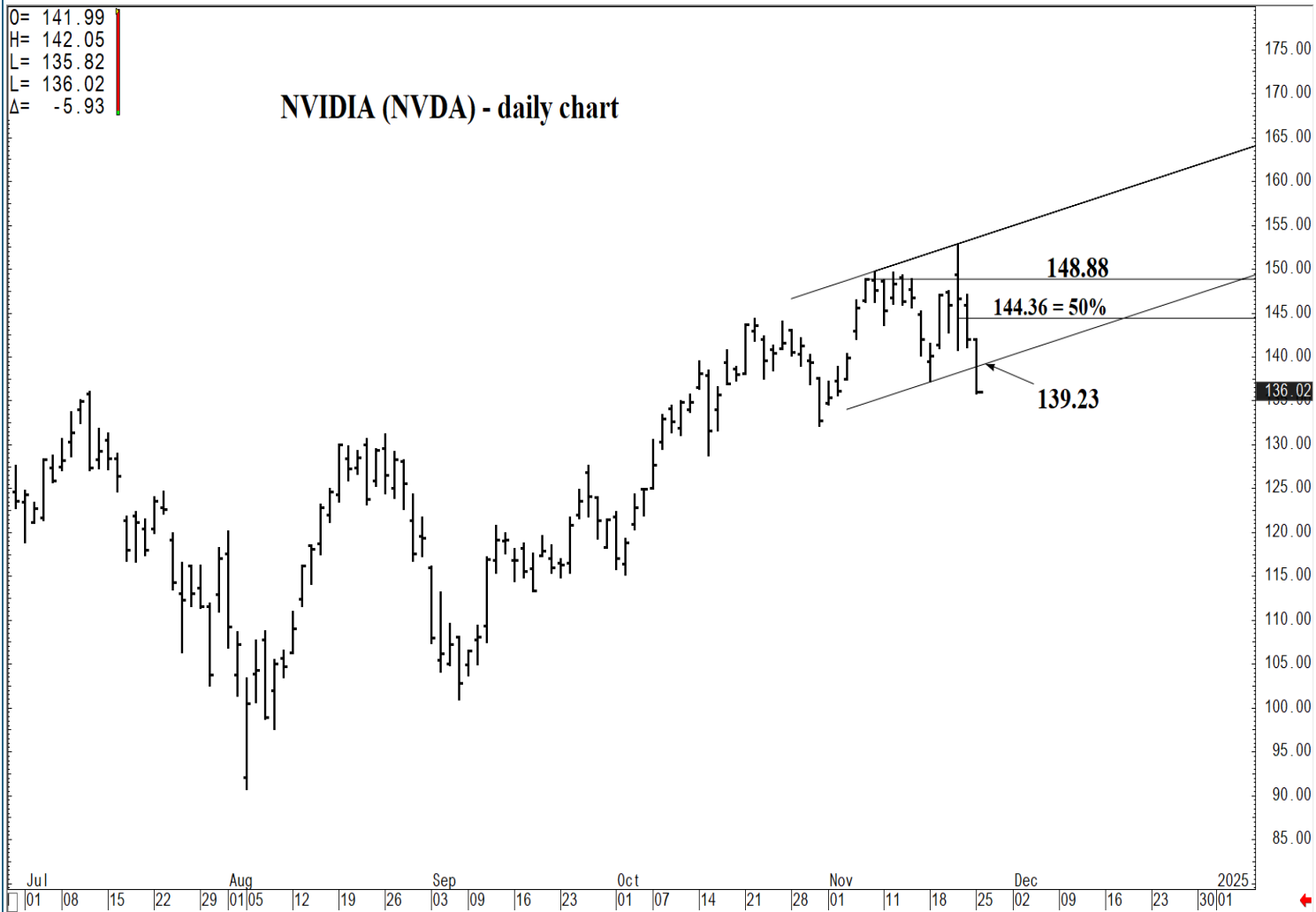
**118.02 \*\*\*\* multi-week contain**

[LONG-TERM OUTLOOK](#)

[MID-TERM OUTLOOK](#)

[NEAR-TERM OUTLOOK](#)

[HOME](#)



## SUPPORT AND RESISTANCE

### 148.88 \* session containment

- 146.37 \* minor
- 144.36 \* intra-day containment
- 142.34 \* minor
- 140.70 \* minor

### 139.23 \*\*\*\* multi-wk contain DP 137.15 \*\*\*\* multi-wk contain DP

- 136.15 \* minor
- 135.55 \* minor
- 133.80 \* intra-day containment
- 132.11 \* minor
- 131.26 \* minor

### 129.13 \* session containment

- 127.66 \* minor
- 124.94 \* minor
- 122.85 \* minor
- 121.79 \* minor

### 120.42 \*\*\*\* multi-week contain 118.02 \*\*\*\* multi-week contain

[LONG-TERM OUTLOOK](#)

[MID-TERM OUTLOOK](#)

[NEAR-TERM OUTLOOK](#)

[HOME](#)

O= 141.99  
H= 142.05  
L= 135.82  
C= 136.02  
Δ= -5.93

## NVIDIA (NVDA) - daily bar chart



## SUPPORT AND RESISTANCE

### 148.88 \* session containment

- 146.37 \* minor
- 144.36 \* intra-day containment
- 142.34 \* minor
- 140.70 \* minor

### 139.23 \*\*\*\* multi-wk contain DP

### 137.15 \*\*\*\* multi-wk contain DP

- 136.15 \* minor
- 135.55 \* minor
- 133.80 \* intra-day containment
- 132.11 \* minor
- 131.26 \* minor

### 129.13 \* session containment

- 127.66 \* minor
- 124.94 \* minor
- 122.85 \* minor
- 121.79 \* minor

### 120.42 \*\*\*\* multi-week contain

### 118.02 \*\*\*\* multi-week contain

[LONG-TERM OUTLOOK](#)

[MID-TERM OUTLOOK](#)

[NEAR-TERM OUTLOOK](#)

[HOME](#)

O= 141.99  
H= 142.05  
L= 135.82  
C= 136.02  
Δ= -5.93

## NVIDIA (NVDA) - daily bar chart



COG Inc. © 2024 All rights reserved worldwide. <https://www.cog.com>

S:NVDA - NVIDIA Corp, Daily | Mon Nov 25 2024 14:02:25, COG 24.12.8085

## SUPPORT AND RESISTANCE

### 148.88 \* session containment

- 146.37 \* minor
- 144.36 \* intra-day containment
- 142.34 \* minor
- 140.70 \* minor

### 139.23 \*\*\*\* multi-wk contain DP

### 137.15 \*\*\*\* multi-wk contain DP

- 136.15 \* minor
- 135.55 \* minor
- 133.80 \* intra-day containment
- 132.11 \* minor
- 131.26 \* minor

### 129.13 \* session containment

- 127.66 \* minor
- 124.94 \* minor
- 122.85 \* minor
- 121.79 \* minor

### 120.42 \*\*\*\* multi-week contain

### 118.02 \*\*\*\* multi-week contain

[LONG-TERM OUTLOOK](#)

[MID-TERM OUTLOOK](#)

[NEAR-TERM OUTLOOK](#)

[HOME](#)