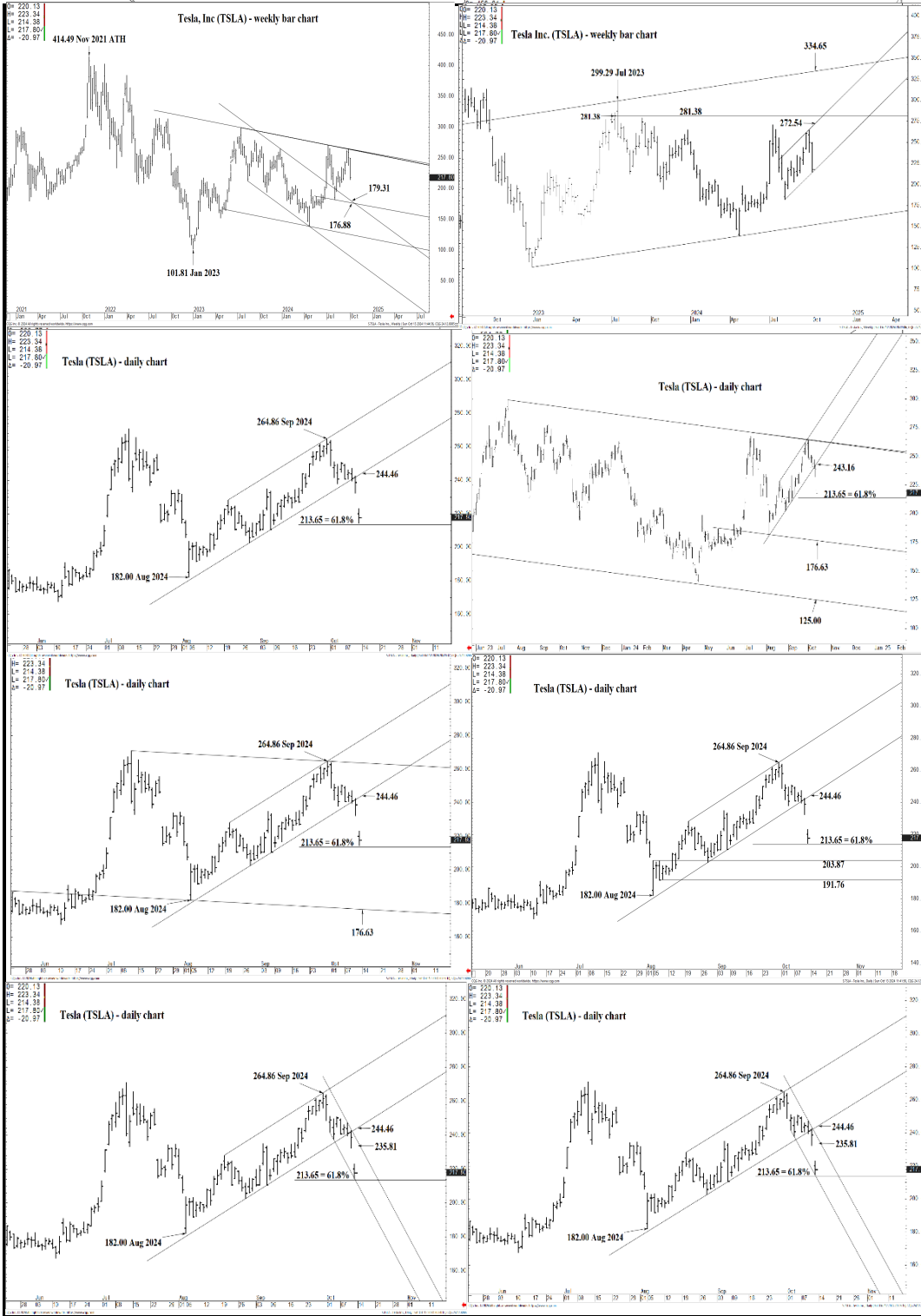




WICKED STOCKS

DIRECTIONAL CLARITY FOR THE ACTIVE INVESTOR



Support and Resistance

244.46 * weekly containment**

- 242.78 * minor
- 239.62 * minor
- 237.75 * minor

235.81 * session containment

- 232.13 * minor
- 230.17 * minor
- 227.45 * intra-day containment
- 223.34 * minor
- 220.13 * minor
- 217.80 * minor

213.65 * weekly containment DP**

- 211.40 * minor
- 208.49 * minor
- 205.75 * minor

203.87 * session containment

- 201.38 * minor
- 198.75 * minor
- 194.67 * minor

191.76 * session containment

O= 220.13
H= 223.34
L= 214.38
C= 217.80
Δ= -20.97

Tesla, Inc (TSLA) - weekly bar chart

414.49 Nov 2021 ATH



Support and Resistance

- 244.46 *** weekly containment**
- 242.78 * minor
- 239.62 * minor
- 237.75 * minor
- 235.81 * session containment**
- 232.13 * minor
- 230.17 * minor
- 227.45 * intra-day containment
- 223.34 * minor
- 220.13 * minor
- 217.80 * minor
- 213.65 *** weekly containment DP**
- 211.40 * minor
- 208.49 * minor
- 205.75 * minor
- 203.87 * session containment**
- 201.38 * minor
- 198.75 * minor
- 194.67 * minor
- 191.76 * session containment**



O= 220.13
 H= 223.34
 L= 214.38
 C= 217.80
 Δ= -20.97

Tesla Inc. (TSLA) - weekly bar chart



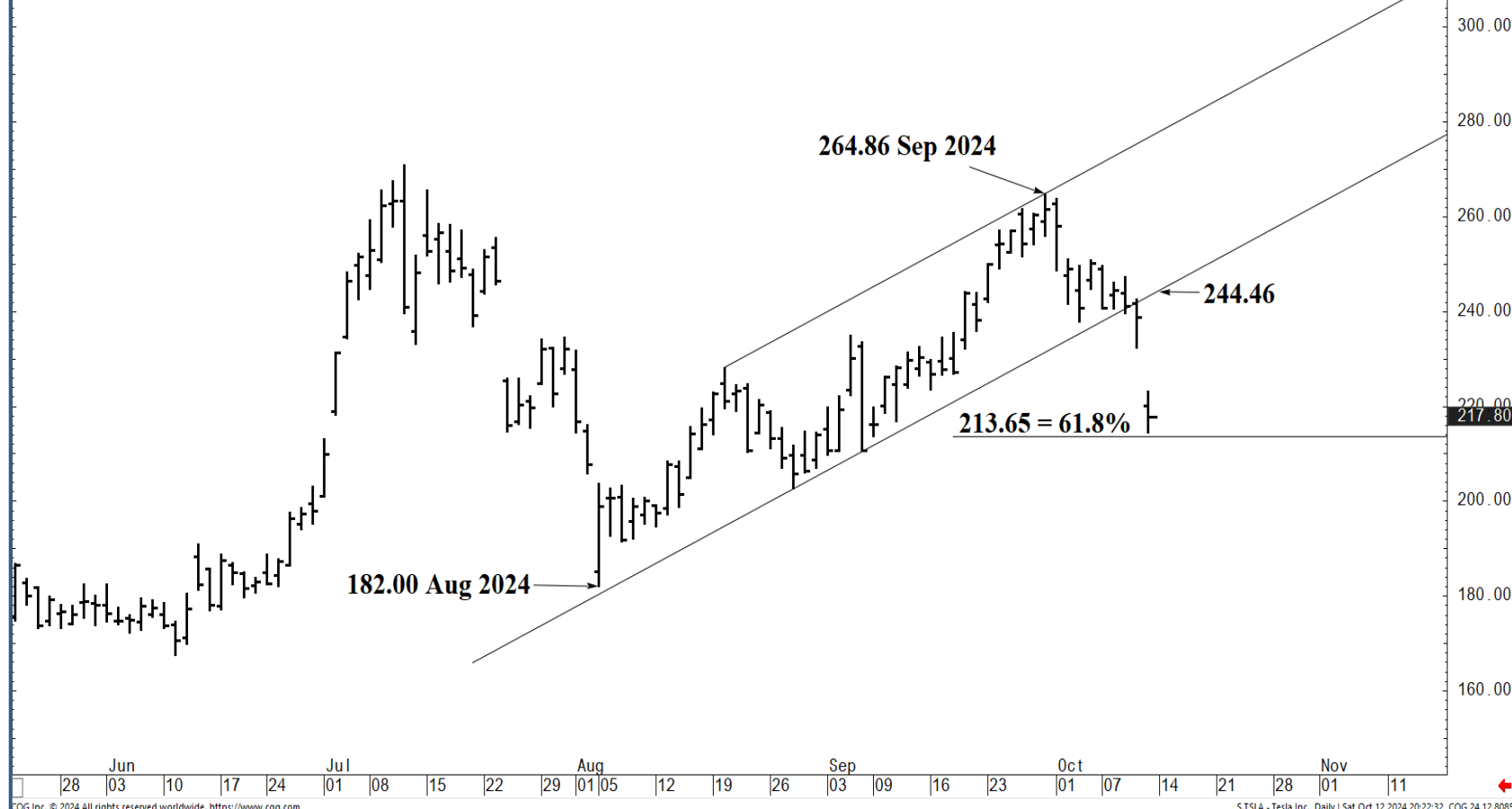
Support and Resistance

- 244.46 *** weekly containment**
- 242.78 * minor
- 239.62 * minor
- 237.75 * minor
- 235.81 * session containment**
- 232.13 * minor
- 230.17 * minor
- 227.45 * intra-day containment
- 223.34 * minor
- 220.13 * minor
- 217.80 * minor
- 213.65 *** weekly containment DP**
- 211.40 * minor
- 208.49 * minor
- 205.75 * minor
- 203.87 * session containment**
- 201.38 * minor
- 198.75 * minor
- 194.67 * minor
- 191.76 * session containment**



O= 220.13
 H= 223.34
 L= 214.38
 C= 217.80
 Δ= -20.97

Tesla (TSLA) - daily chart



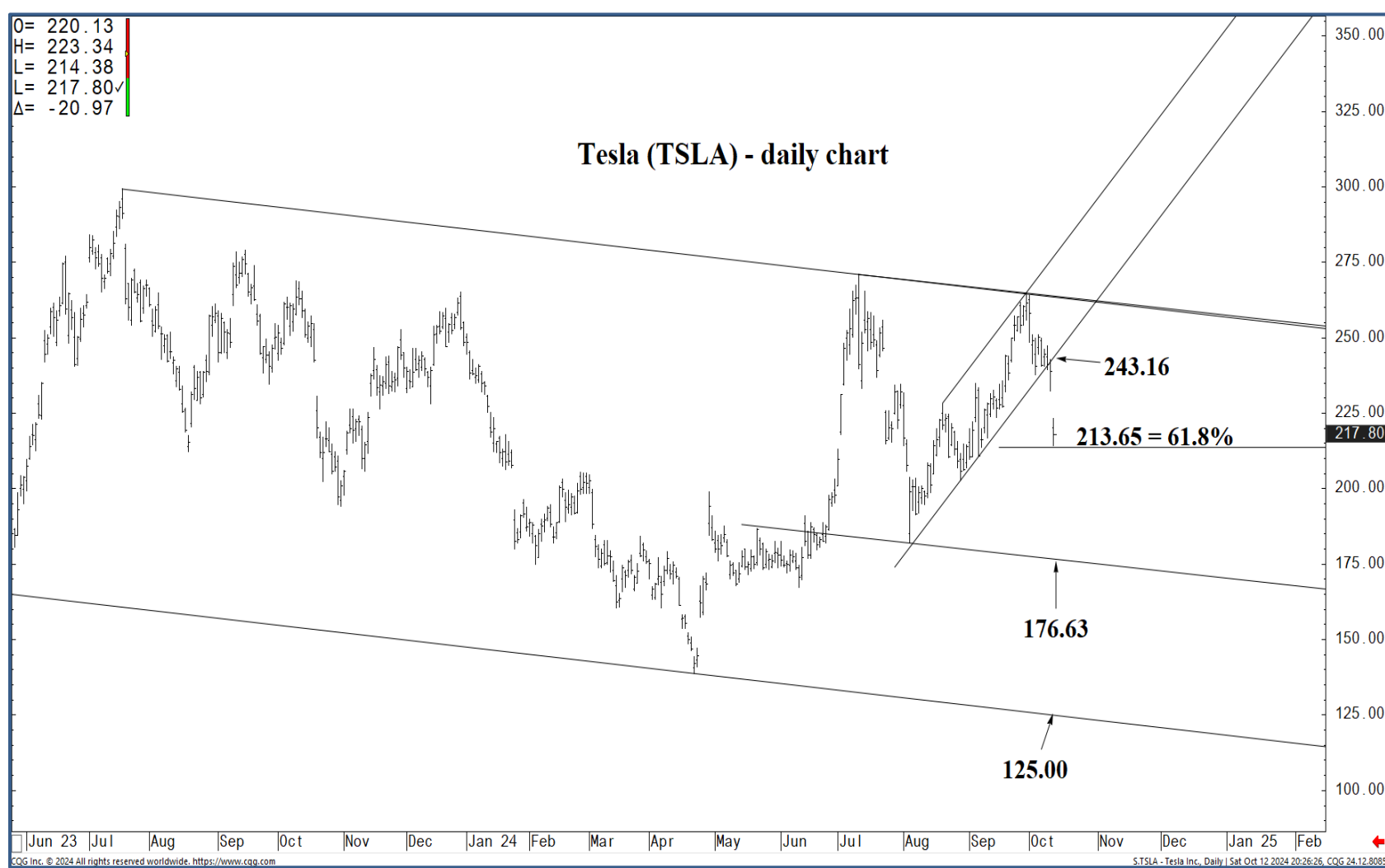
Support and Resistance

- 244.46 *** weekly containment**
- 242.78 * minor
- 239.62 * minor
- 237.75 * minor
- 235.81 * session containment**
- 232.13 * minor
- 230.17 * minor
- 227.45 * intra-day containment
- 223.34 * minor
- 220.13 * minor
- 217.80 * minor
- 213.65 *** weekly containment DP**
- 211.40 * minor
- 208.49 * minor
- 205.75 * minor
- 203.87 * session containment**
- 201.38 * minor
- 198.75 * minor
- 194.67 * minor
- 191.76 * session containment**



O= 220.13
 H= 223.34
 L= 214.38
 L= 217.80✓
 Δ= -20.97

Tesla (TSLA) - daily chart



Support and Resistance

- 244.46 *** weekly containment**
- 242.78 * minor
- 239.62 * minor
- 237.75 * minor
- 235.81 * session containment**
- 232.13 * minor
- 230.17 * minor
- 227.45 * intra-day containment
- 223.34 * minor
- 220.13 * minor
- 217.80 * minor
- 213.65 *** weekly containment DP**
- 211.40 * minor
- 208.49 * minor
- 205.75 * minor
- 203.87 * session containment**
- 201.38 * minor
- 198.75 * minor
- 194.67 * minor
- 191.76 * session containment**

Jun 23 Jul Aug Sep Oct Nov Dec Jan 24 Feb Mar Apr May Jun Jul Aug Sep Oct Nov Dec Jan 25 Feb
 CQG Inc. © 2024 All rights reserved worldwide. <https://www.cqg.com> S:TSLA - Tesla Inc., Daily | Sat Oct 12 2024 20:26:26 CQG 24.12.8085



O= 220.13
 H= 223.34
 L= 214.38
 C= 217.80
 Δ= -20.97

Tesla (TSLA) - daily chart



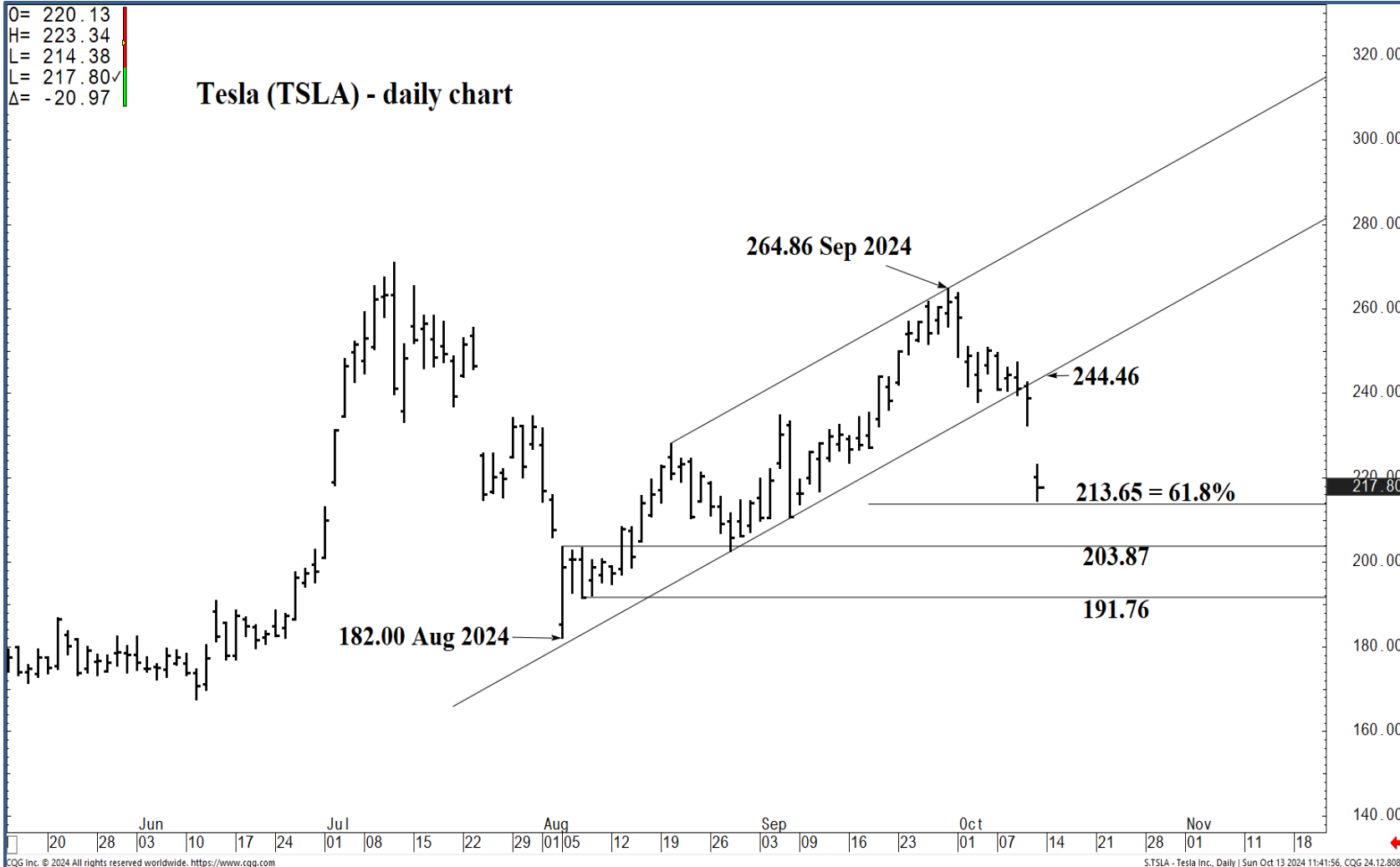
Support and Resistance

- 244.46 *** weekly containment**
- 242.78 * minor
- 239.62 * minor
- 237.75 * minor
- 235.81 * session containment**
- 232.13 * minor
- 230.17 * minor
- 227.45 * intra-day containment
- 223.34 * minor
- 220.13 * minor
- 217.80 * minor
- 213.65 *** weekly containment DP**
- 211.40 * minor
- 208.49 * minor
- 205.75 * minor
- 203.87 * session containment**
- 201.38 * minor
- 198.75 * minor
- 194.67 * minor
- 191.76 * session containment**



O= 220.13
 H= 223.34
 L= 214.38
 L= 217.80
 Δ= -20.97

Tesla (TSLA) - daily chart



Support and Resistance

244.46 * weekly containment**

- 242.78 * minor
- 239.62 * minor
- 237.75 * minor

235.81 * session containment

- 232.13 * minor
- 230.17 * minor
- 227.45 * intra-day containment
- 223.34 * minor
- 220.13 * minor
- 217.80 * minor

213.65 * weekly containment DP**

- 211.40 * minor
- 208.49 * minor
- 205.75 * minor

203.87 * session containment

- 201.38 * minor
- 198.75 * minor
- 194.67 * minor

191.76 * session containment



O= 220.13
 H= 223.34
 L= 214.38
 L= 217.80 ✓
 Δ= -20.97

Tesla (TSLA) - daily chart



Support and Resistance

- 244.46 *** weekly containment**
- 242.78 * minor
- 239.62 * minor
- 237.75 * minor
- 235.81 * session containment**
- 232.13 * minor
- 230.17 * minor
- 227.45 * intra-day containment
- 223.34 * minor
- 220.13 * minor
- 217.80 * minor
- 213.65 *** weekly containment DP**
- 211.40 * minor
- 208.49 * minor
- 205.75 * minor
- 203.87 * session containment**
- 201.38 * minor
- 198.75 * minor
- 194.67 * minor
- 191.76 * session containment**



O= 220.13
 H= 223.34
 L= 214.38
 C= 217.80 ✓
 Δ= -20.97

Tesla (TSLA) - daily chart



Support and Resistance

- 244.46 *** weekly containment**
- 242.78 * minor
- 239.62 * minor
- 237.75 * minor
- 235.81 * session containment**
- 232.13 * minor
- 230.17 * minor
- 227.45 * intra-day containment
- 223.34 * minor
- 220.13 * minor
- 217.80 * minor
- 213.65 *** weekly containment DP**
- 211.40 * minor
- 208.49 * minor
- 205.75 * minor
- 203.87 * session containment**
- 201.38 * minor
- 198.75 * minor
- 194.67 * minor
- 191.76 * session containment**

