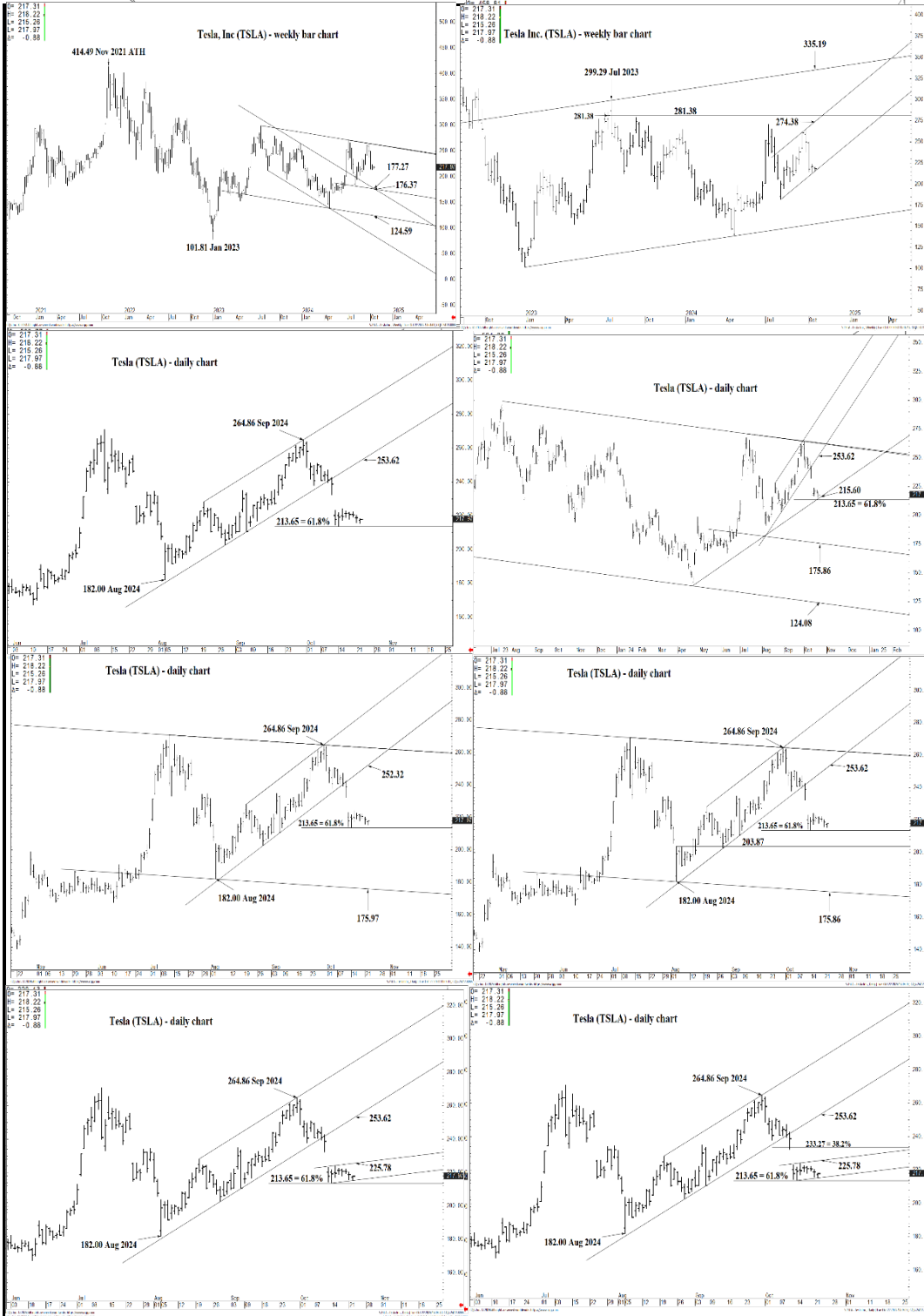




WICKED STOCKS

DIRECTIONAL CLARITY FOR THE ACTIVE INVESTOR



Support and Resistance

- 253.62** **** multi-week contain
- 245.33 * minor
- 242.78 * minor
- 239.30 * minor
- 237.75 * minor
- 233.27** * session containment
- 230.00 * minor
- 228.22 * minor
- 225.78** * session containment UP
- 223.43 * minor
- 221.33 * intra-day containment
- 217.90 * minor
- 215.60 * minor
- 213.65** *** weekly containment DP
- 210.51 * minor
- 208.49 * minor
- 205.75 * minor
- 203.87** * session containment
- 201.38 * minor
- 198.75 * minor
- 194.67 * minor
- 191.76** * session containment

O= 217.31
 H= 218.22
 L= 215.26
 L= 217.97
 Δ= -0.88

Tesla, Inc (TSLA) - weekly bar chart

414.49 Nov 2021 ATH

101.81 Jan 2023



Support and Resistance

- 253.62 **** multi-week contain**
- 245.33 * minor
- 242.78 * minor
- 239.30 * minor
- 237.75 * minor
- 233.27 * session containment**
- 230.00 * minor
- 228.22 * minor
- 225.78 * session containment UP**
- 223.43 * minor
- 221.33 * intra-day containment
- 217.90 * minor
- 215.60 * minor
- 213.65 *** weekly containment DP**
- 210.51 * minor
- 208.49 * minor
- 205.75 * minor
- 203.87 * session containment**
- 201.38 * minor
- 198.75 * minor
- 194.67 * minor
- 191.76 * session containment**

217.97

177.27

176.37

124.59



O= 217.31
 H= 218.22
 L= 215.26
 C= 217.97
 Δ= -0.88

Tesla Inc. (TSLA) - weekly bar chart



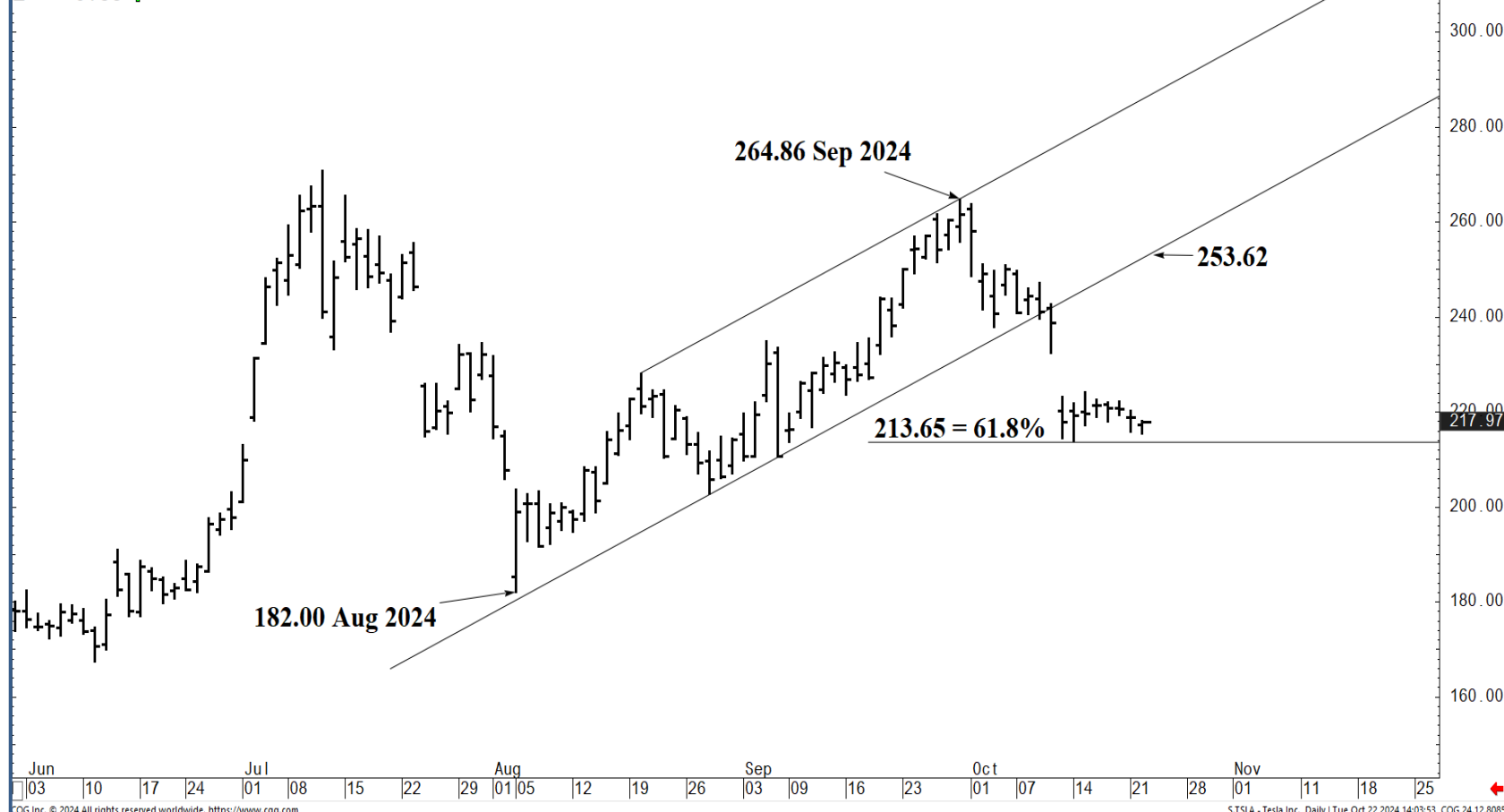
Support and Resistance

- 253.62 **** multi-week contain**
- 245.33 * minor
- 242.78 * minor
- 239.30 * minor
- 237.75 * minor
- 233.27 * session containment**
- 230.00 * minor
- 228.22 * minor
- 225.78 * session containment UP**
- 223.43 * minor
- 221.33 * intra-day containment
- 217.90 * minor
- 215.60 * minor
- 213.65 *** weekly containment DP**
- 210.51 * minor
- 208.49 * minor
- 205.75 * minor
- 203.87 * session containment**
- 201.38 * minor
- 198.75 * minor
- 194.67 * minor
- 191.76 * session containment**



O= 217.31
 H= 218.22
 L= 215.26
 C= 217.97
 Δ= -0.88

Tesla (TSLA) - daily chart



Support and Resistance

- 253.62 **** multi-week contain**
- 245.33 * minor
- 242.78 * minor
- 239.30 * minor
- 237.75 * minor
- 233.27 * session containment**
- 230.00 * minor
- 228.22 * minor
- 225.78 * session containment UP**
- 223.43 * minor
- 221.33 * intra-day containment
- 217.90 * minor
- 215.60 * minor
- 213.65 *** weekly containment DP**
- 210.51 * minor
- 208.49 * minor
- 205.75 * minor
- 203.87 * session containment**
- 201.38 * minor
- 198.75 * minor
- 194.67 * minor
- 191.76 * session containment**

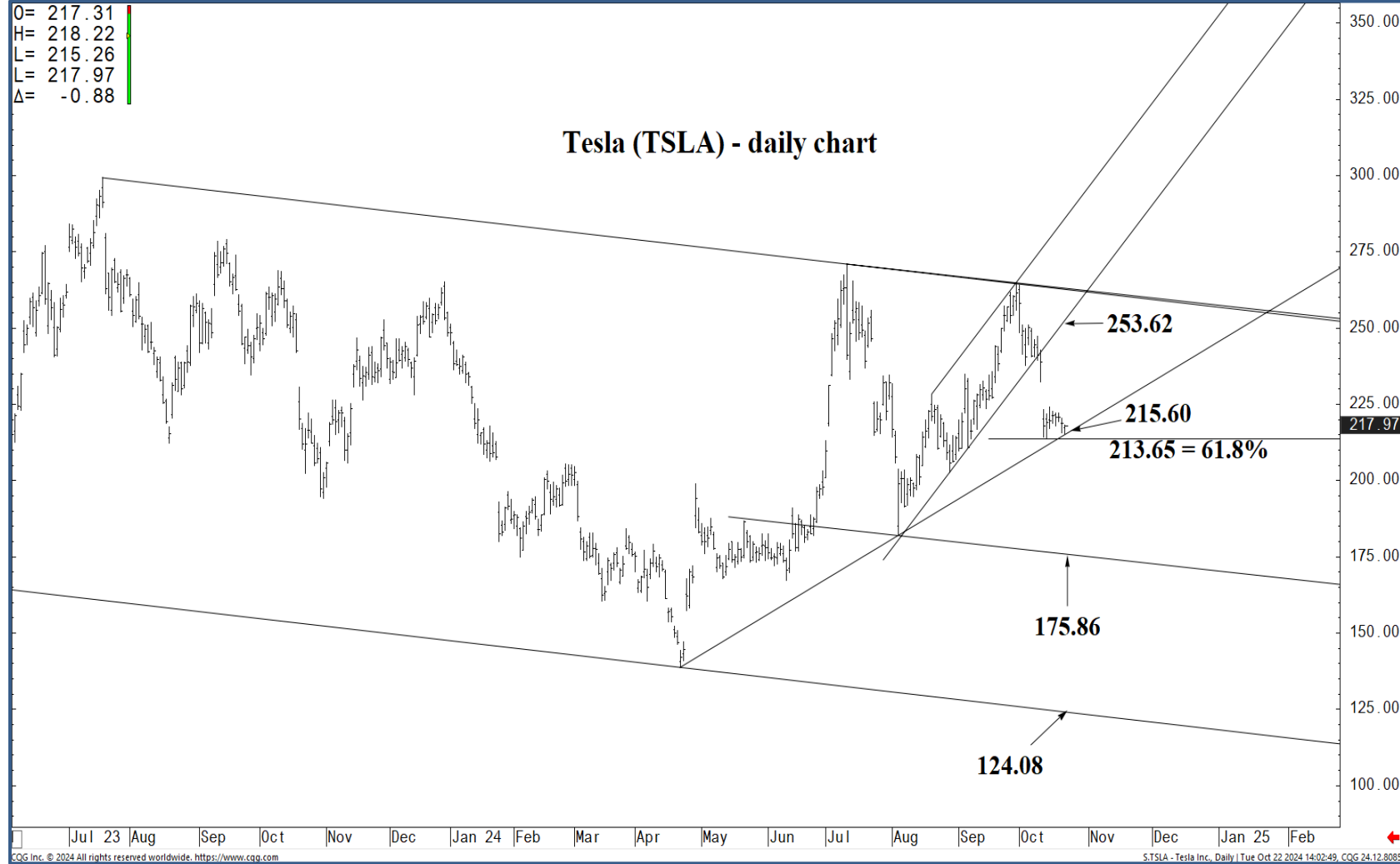
Jun 03 10 17 24 Jul 01 08 15 22 Aug 01 05 12 19 26 Sep 03 09 16 23 Oct 01 07 14 21 28 Nov 01 11 18 25

CGI Inc. © 2024 All rights reserved worldwide. <https://www.cgi.com> S:TSLA - Tesla Inc., Daily | Tue Oct 22 2024 14:03:53, CQG 24.12.8085



O= 217.31
 H= 218.22
 L= 215.26
 L= 217.97
 Δ= -0.88

Tesla (TSLA) - daily chart



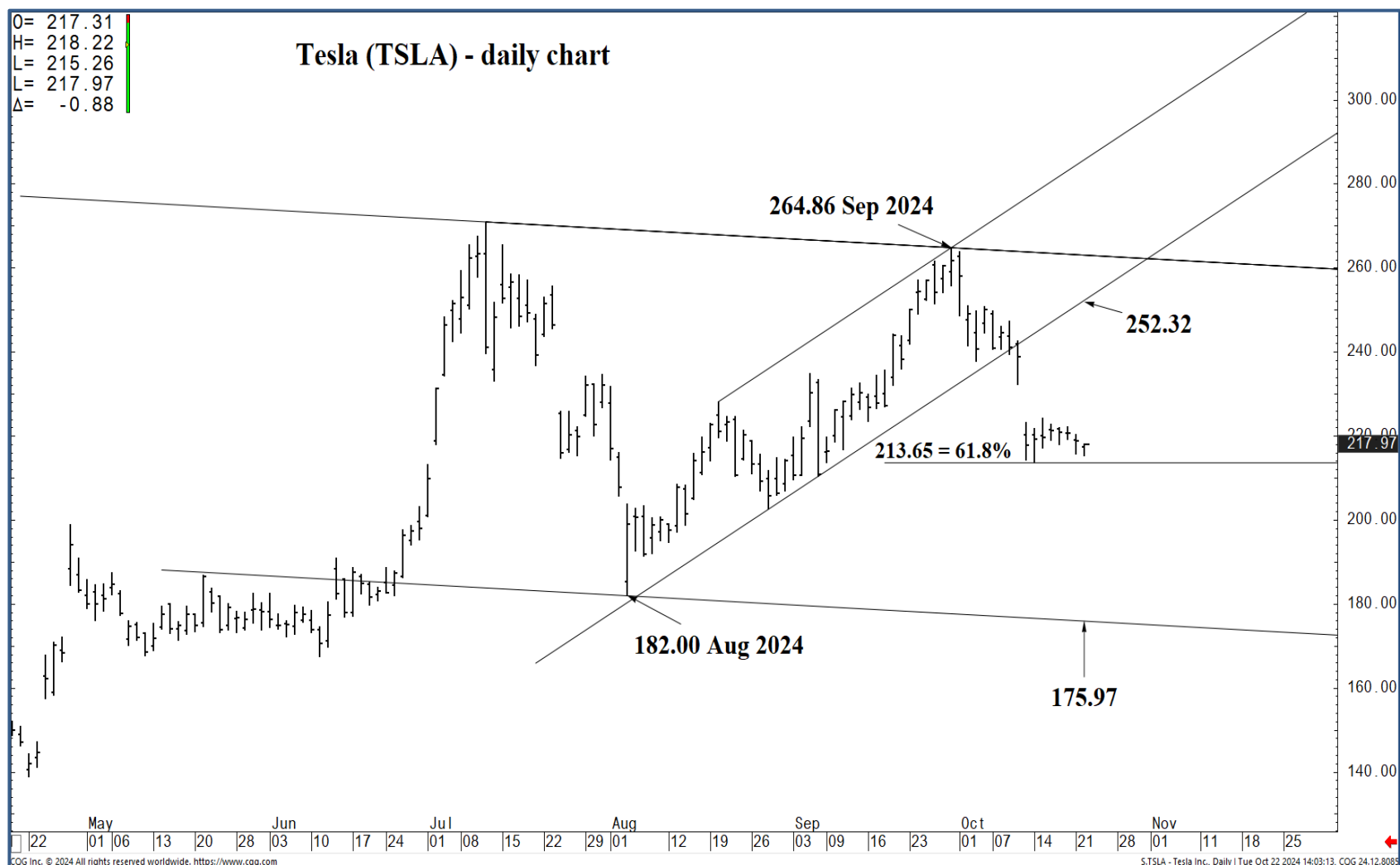
Support and Resistance

- 253.62 **** multi-week contain**
- 245.33 * minor
- 242.78 * minor
- 239.30 * minor
- 237.75 * minor
- 233.27 * session containment**
- 230.00 * minor
- 228.22 * minor
- 225.78 * session containment UP**
- 223.43 * minor
- 221.33 * intra-day containment
- 217.90 * minor
- 215.60 * minor
- 213.65 *** weekly containment DP**
- 210.51 * minor
- 208.49 * minor
- 205.75 * minor
- 203.87 * session containment**
- 201.38 * minor
- 198.75 * minor
- 194.67 * minor
- 191.76 * session containment**



O= 217.31
 H= 218.22
 L= 215.26
 C= 217.97
 Δ= -0.88

Tesla (TSLA) - daily chart



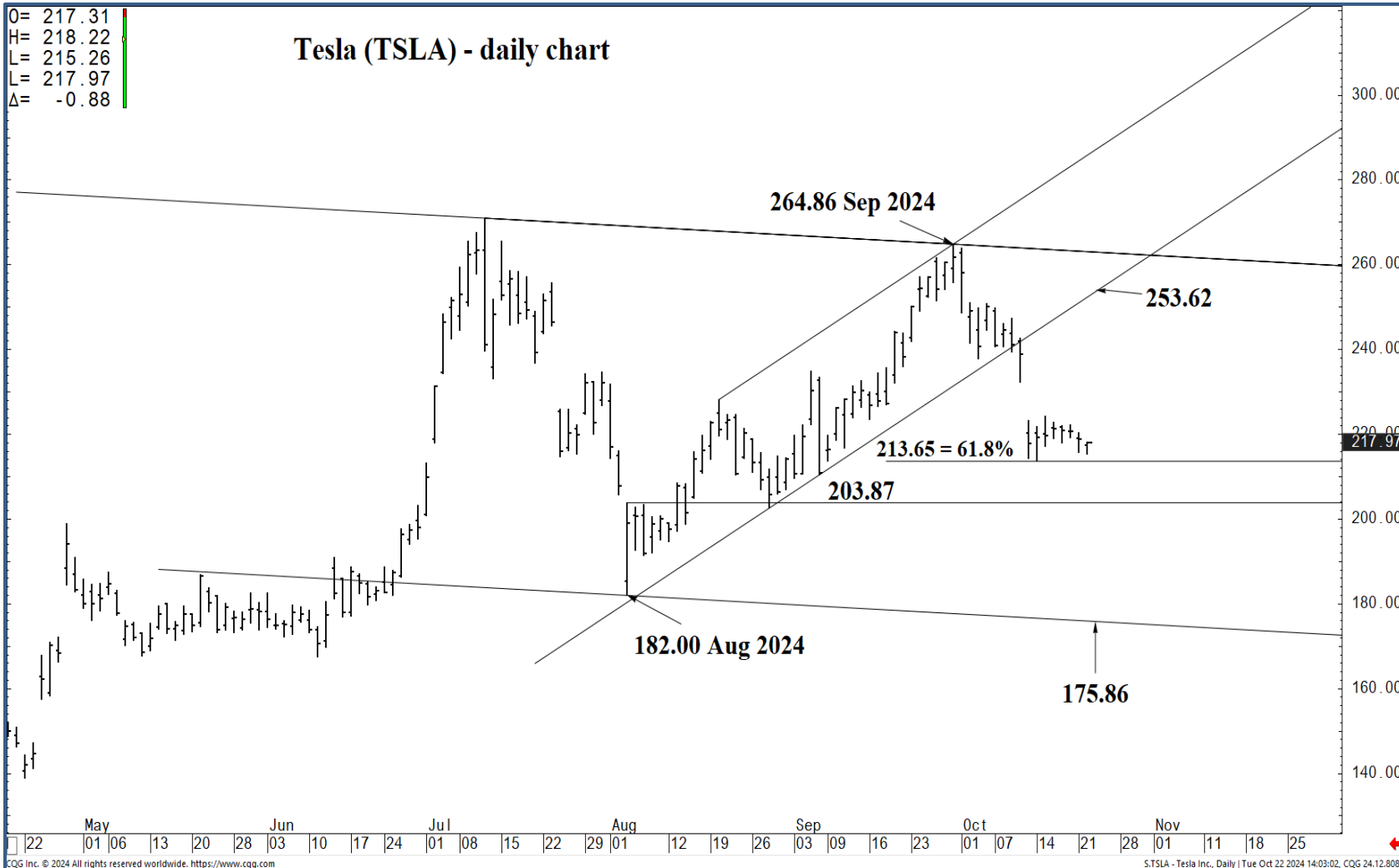
Support and Resistance

- 253.62** **** multi-week contain
- 245.33 * minor
- 242.78 * minor
- 239.30 * minor
- 237.75 * minor
- 233.27** * session containment
- 230.00 * minor
- 228.22 * minor
- 225.78** * session containment UP
- 223.43 * minor
- 221.33 * intra-day containment
- 217.90 * minor
- 215.60 * minor
- 213.65** *** weekly containment DP
- 210.51 * minor
- 208.49 * minor
- 205.75 * minor
- 203.87** * session containment
- 201.38 * minor
- 198.75 * minor
- 194.67 * minor
- 191.76** * session containment



Tesla (TSLA) - daily chart

O= 217.31
H= 218.22
L= 215.26
C= 217.97
Δ= -0.88



Support and Resistance

253.62 ** multi-week contain**

- 245.33 * minor
- 242.78 * minor
- 239.30 * minor
- 237.75 * minor

233.27 * session containment

- 230.00 * minor
- 228.22 * minor

225.78 * session containment UP

- 223.43 * minor
- 221.33 * intra-day containment
- 217.90 * minor
- 215.60 * minor

213.65 * weekly containment DP**

- 210.51 * minor
- 208.49 * minor
- 205.75 * minor

203.87 * session containment

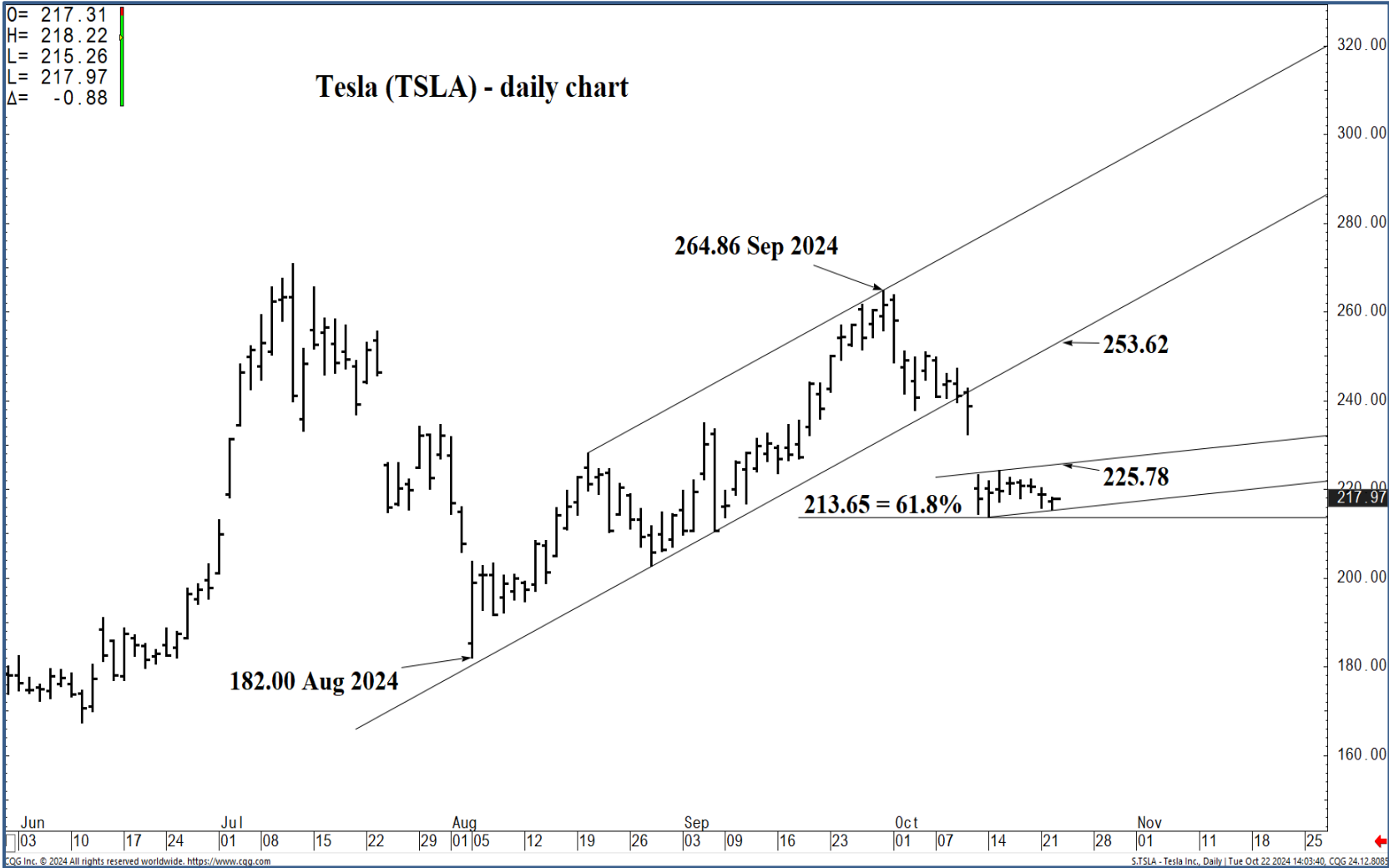
- 201.38 * minor
- 198.75 * minor
- 194.67 * minor

191.76 * session containment



O= 217.31
 H= 218.22
 L= 215.26
 C= 217.97
 Δ= -0.88

Tesla (TSLA) - daily chart



Jun 03 10 17 24 Jul 01 08 15 22 29 Aug 01 05 12 19 26 Sep 03 09 16 23 Oct 01 07 14 21 28 Nov 01 11 18 25

CGG Inc. © 2024 All rights reserved worldwide. <https://www.cgg.com> S:TSLA - Tesla Inc., Daily | Tue Oct 22 2024 14:03:40 CQG 24.12.8083

Support and Resistance

- 253.62 **** multi-week contain**
- 245.33 * minor
- 242.78 * minor
- 239.30 * minor
- 237.75 * minor
- 233.27 * session containment**
- 230.00 * minor
- 228.22 * minor
- 225.78 * session containment UP**
- 223.43 * minor
- 221.33 * intra-day containment
- 217.90 * minor
- 215.60 * minor
- 213.65 *** weekly containment DP**
- 210.51 * minor
- 208.49 * minor
- 205.75 * minor
- 203.87 * session containment**
- 201.38 * minor
- 198.75 * minor
- 194.67 * minor
- 191.76 * session containment**



O= 217.31
 H= 218.22
 L= 215.26
 C= 217.97
 Δ= -0.88

Tesla (TSLA) - daily chart



Support and Resistance

- 253.62 **** multi-week contain**
- 245.33 * minor
- 242.78 * minor
- 239.30 * minor
- 237.75 * minor
- 233.27 * session containment**
- 230.00 * minor
- 228.22 * minor
- 225.78 * session containment UP**
- 223.43 * minor
- 221.33 * intra-day containment
- 217.90 * minor
- 215.60 * minor
- 213.65 *** weekly containment DP**
- 210.51 * minor
- 208.49 * minor
- 205.75 * minor
- 203.87 * session containment**
- 201.38 * minor
- 198.75 * minor
- 194.67 * minor
- 191.76 * session containment**

