



WICKED STOCKS

DIRECTIONAL CLARITY FOR THE ACTIVE INVESTOR



Support and Resistance

- 251.01** **** multi-week contain
- 245.33 * minor
- 242.78 * minor
- 239.30 * minor
- 237.75 * minor
- 233.27** * session containment
- 230.00 * minor
- 228.42 * minor
- 225.64 * minor
- 223.43 * intra-day containment UP
- 222.08 * minor
- 220.50 * minor
- 217.90 * minor
- 216.44 * minor
- 214.40** *** weekly containment
- 213.65** *** weekly containment DP
- 210.51 * minor
- 208.49 * minor
- 205.75 * minor
- 203.87** * session containment
- 201.38 * minor
- 198.75 * minor
- 194.67 * minor
- 191.76** * session containment

O= 220.71
 H= 222.28
 L= 219.23
 L= 220.70✓
 Δ= -0.19

Tesla, Inc (TSLA) - weekly bar chart

414.49 Nov 2021 ATH

101.81 Jan 2023



Support and Resistance

- 251.01 **** multi-week contain**
- 245.33 * minor
- 242.78 * minor
- 239.30 * minor
- 237.75 * minor
- 233.27 * session containment**
- 230.00 * minor
- 228.42 * minor
- 225.64 * minor
- 223.43 * intra-day containment UP
- 222.08 * minor
- 220.50 * minor
- 217.90 * minor
- 216.44 * minor
- 214.40 *** weekly containment**
- 213.65 *** weekly containment DP**
- 210.51 * minor
- 208.49 * minor
- 205.75 * minor
- 203.87 * session containment**
- 201.38 * minor
- 198.75 * minor
- 194.67 * minor
- 191.76 * session containment**



O= 220.71
 H= 222.28
 L= 219.23
 C= 220.70
 Δ= -0.19

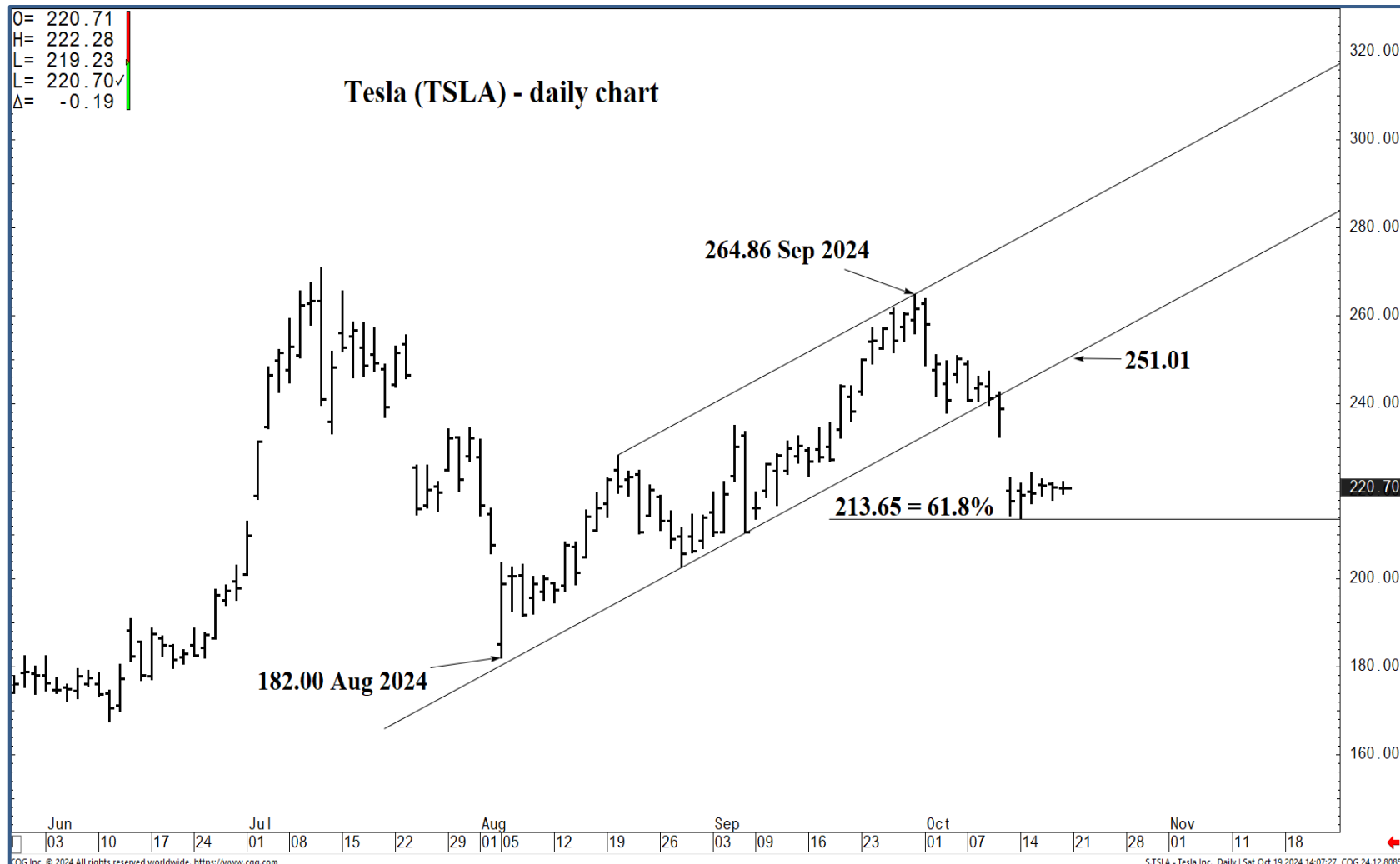
Tesla Inc. (TSLA) - weekly bar chart



Support and Resistance

- 251.01 **** multi-week contain**
- 245.33 * minor
- 242.78 * minor
- 239.30 * minor
- 237.75 * minor
- 233.27 * session containment**
- 230.00 * minor
- 228.42 * minor
- 225.64 * minor
- 223.43 * intra-day containment UP
- 222.08 * minor
- 220.50 * minor
- 217.90 * minor
- 216.44 * minor
- 214.40 *** weekly containment**
- 213.65 *** weekly containment DP**
- 210.51 * minor
- 208.49 * minor
- 205.75 * minor
- 203.87 * session containment**
- 201.38 * minor
- 198.75 * minor
- 194.67 * minor
- 191.76 * session containment**





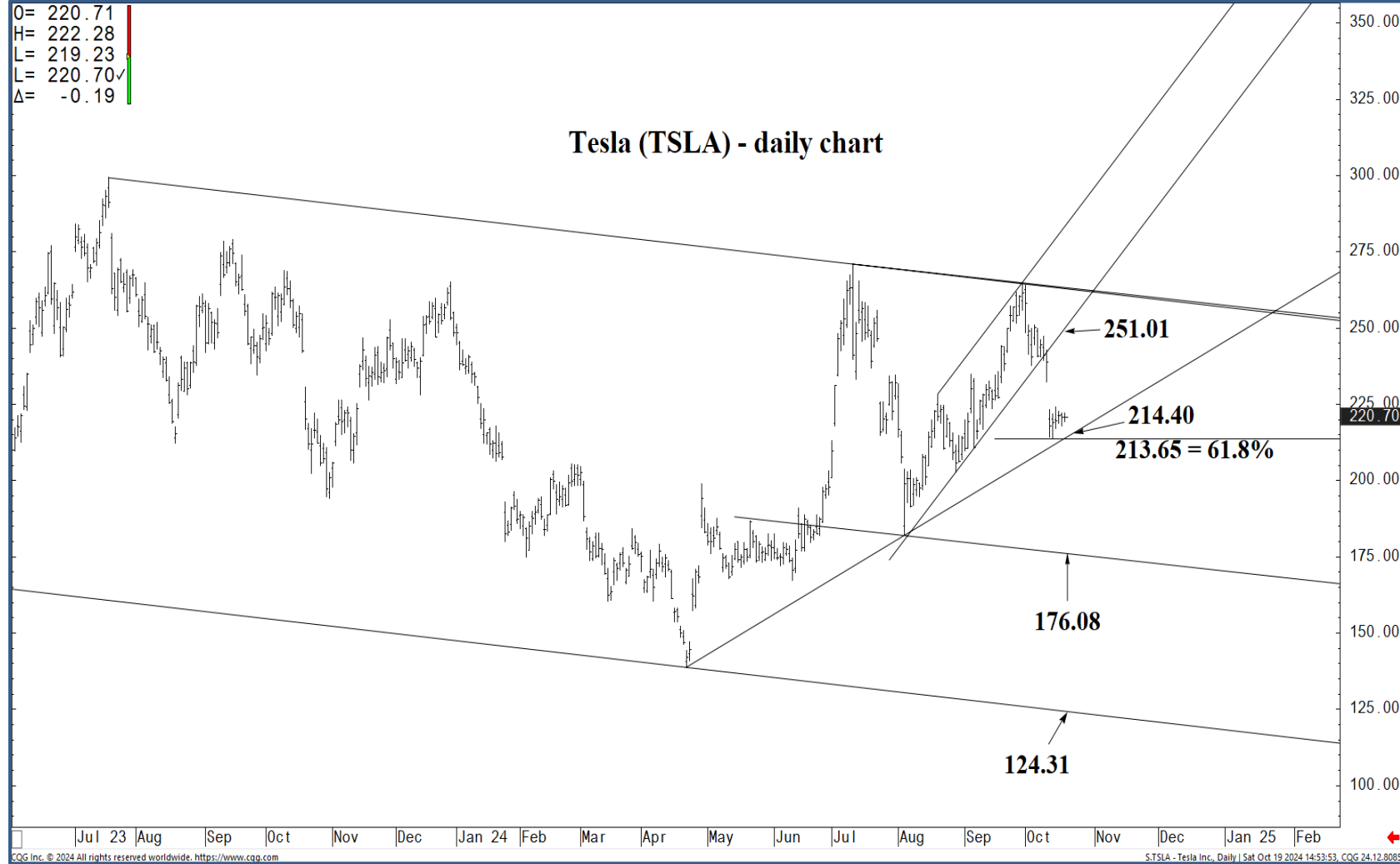
Support and Resistance

251.01 ****	multi-week contain
245.33 *	minor
242.78 *	minor
239.30 *	minor
237.75 *	minor
233.27 *	session containment
230.00 *	minor
228.42 *	minor
225.64 *	minor
223.43 *	intra-day containment UP
222.08 *	minor
220.50 *	minor
217.90 *	minor
216.44 *	minor
214.40 ***	weekly containment
213.65 ***	weekly containment DP
210.51 *	minor
208.49 *	minor
205.75 *	minor
203.87 *	session containment
201.38 *	minor
198.75 *	minor
194.67 *	minor
191.76 *	session containment



O= 220.71
 H= 222.28
 L= 219.23
 L= 220.70✓
 Δ= -0.19

Tesla (TSLA) - daily chart



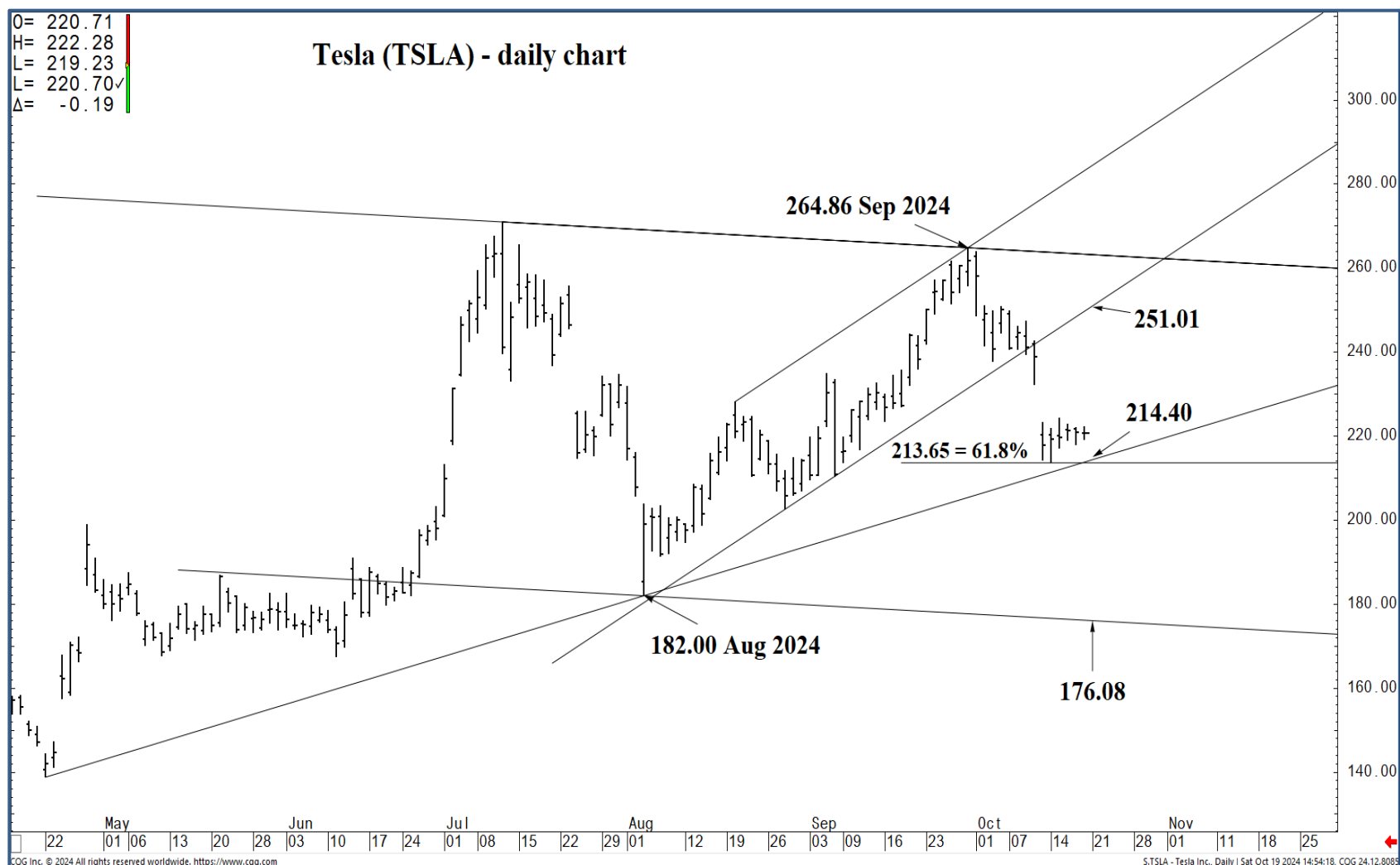
Support and Resistance

- 251.01 **** multi-week contain**
- 245.33 * minor
- 242.78 * minor
- 239.30 * minor
- 237.75 * minor
- 233.27 * session containment**
- 230.00 * minor
- 228.42 * minor
- 225.64 * minor
- 223.43 * intra-day containment UP
- 222.08 * minor
- 220.50 * minor
- 217.90 * minor
- 216.44 * minor
- 214.40 *** weekly containment**
- 213.65 *** weekly containment DP**
- 210.51 * minor
- 208.49 * minor
- 205.75 * minor
- 203.87 * session containment**
- 201.38 * minor
- 198.75 * minor
- 194.67 * minor
- 191.76 * session containment**



O= 220.71
 H= 222.28
 L= 219.23
 L= 220.70✓
 Δ= -0.19

Tesla (TSLA) - daily chart



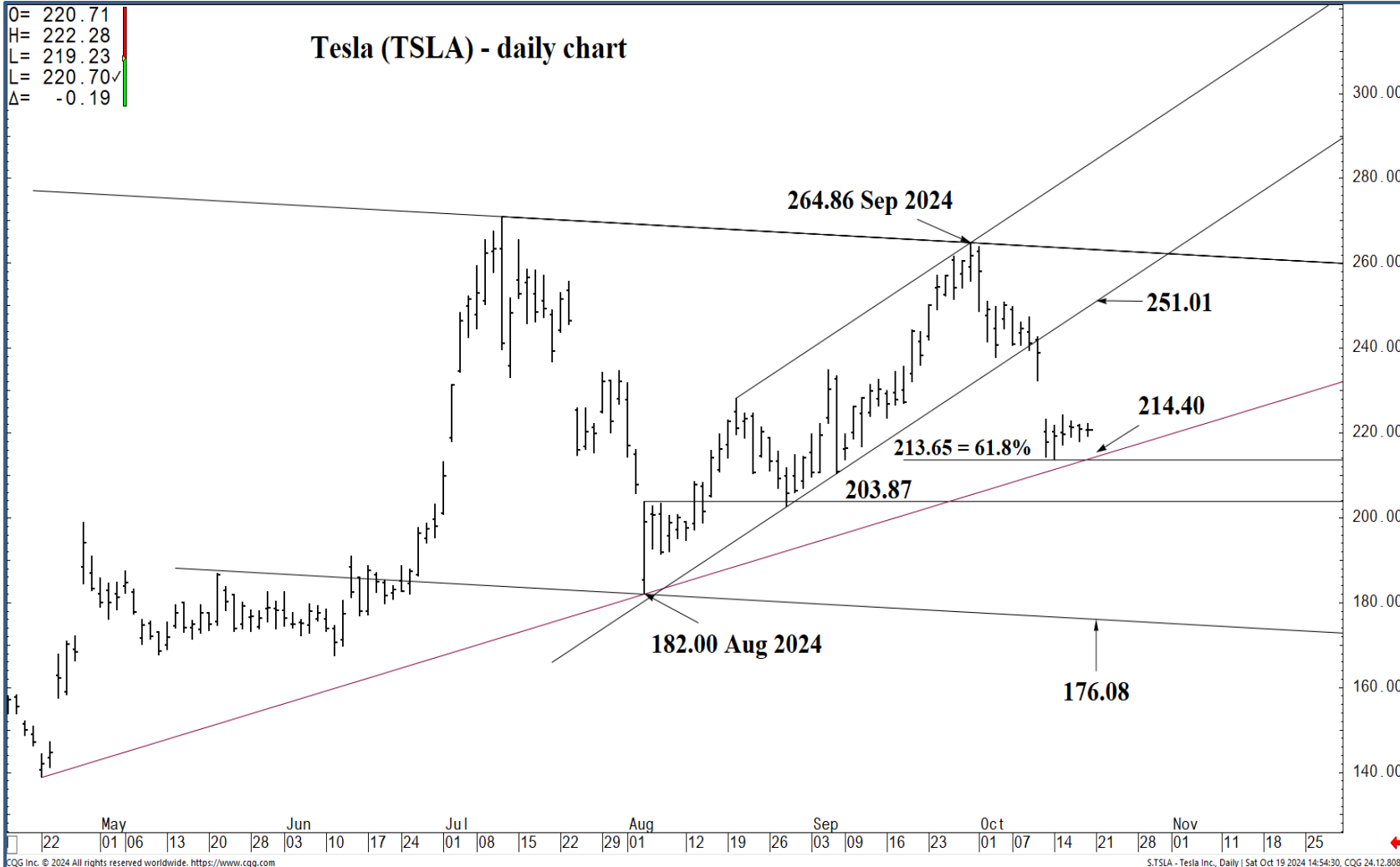
Support and Resistance

- 251.01** **** multi-week contain
- 245.33 * minor
- 242.78 * minor
- 239.30 * minor
- 237.75 * minor
- 233.27** * session containment
- 230.00 * minor
- 228.42 * minor
- 225.64 * minor
- 223.43 * intra-day containment UP
- 222.08 * minor
- 220.50 * minor
- 217.90 * minor
- 216.44 * minor
- 214.40** *** weekly containment
- 213.65** *** weekly containment DP
- 210.51 * minor
- 208.49 * minor
- 205.75 * minor
- 203.87** * session containment
- 201.38 * minor
- 198.75 * minor
- 194.67 * minor
- 191.76** * session containment



Tesla (TSLA) - daily chart

O= 220.71
H= 222.28
L= 219.23
C= 220.70
Δ= -0.19



Support and Resistance

251.01 ** multi-week contain**

- 245.33 * minor
- 242.78 * minor
- 239.30 * minor
- 237.75 * minor

233.27 * session containment

- 230.00 * minor
- 228.42 * minor
- 225.64 * minor
- 223.43 * intra-day containment UP
- 222.08 * minor
- 220.50 * minor
- 217.90 * minor
- 216.44 * minor

214.40 * weekly containment**

213.65 * weekly containment DP**

- 210.51 * minor
- 208.49 * minor
- 205.75 * minor

203.87 * session containment

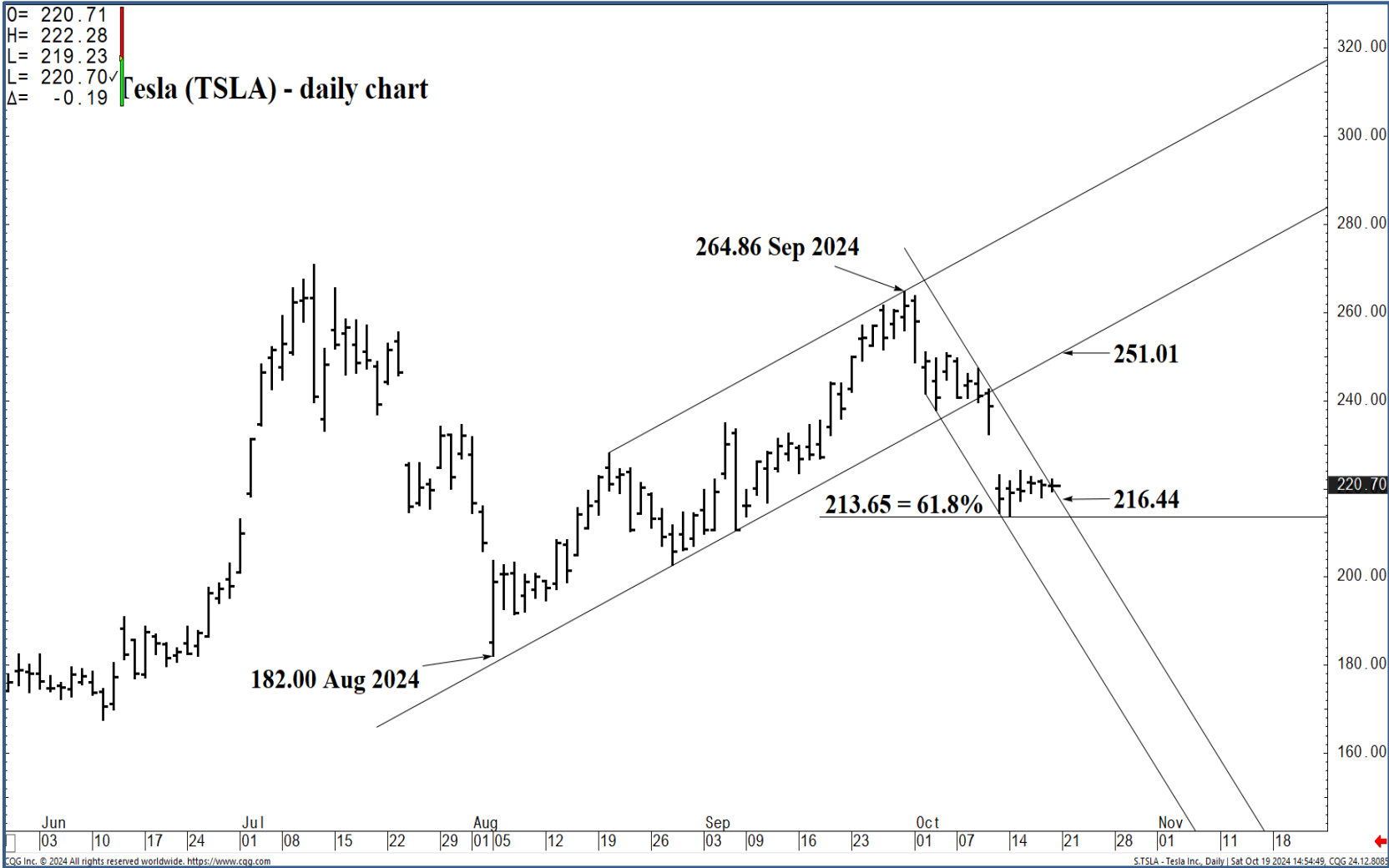
- 201.38 * minor
- 198.75 * minor
- 194.67 * minor

191.76 * session containment



O= 220.71
 H= 222.28
 L= 219.23
 L= 220.70
 Δ= -0.19

Tesla (TSLA) - daily chart



Support and Resistance

- 251.01 **** multi-week contain**
- 245.33 * minor
- 242.78 * minor
- 239.30 * minor
- 237.75 * minor
- 233.27 * session containment**
- 230.00 * minor
- 228.42 * minor
- 225.64 * minor
- 223.43 * intra-day containment UP
- 222.08 * minor
- 220.50 * minor
- 217.90 * minor
- 216.44 * minor
- 214.40 *** weekly containment**
- 213.65 *** weekly containment DP**
- 210.51 * minor
- 208.49 * minor
- 205.75 * minor
- 203.87 * session containment**
- 201.38 * minor
- 198.75 * minor
- 194.67 * minor
- 191.76 * session containment**



O= 220.71
 H= 222.28
 L= 219.23
 C= 220.70
 Δ= -0.19

Tesla (TSLA) - daily chart



Support and Resistance

- 251.01 **** multi-week contain**
- 245.33 * minor
- 242.78 * minor
- 239.30 * minor
- 237.75 * minor
- 233.27 * session containment**
- 230.00 * minor
- 228.42 * minor
- 225.64 * minor
- 223.43 * intra-day containment UP
- 222.08 * minor
- 220.50 * minor
- 217.90 * minor
- 216.44 * minor
- 214.40 *** weekly containment**
- 213.65 *** weekly containment DP**
- 210.51 * minor
- 208.49 * minor
- 205.75 * minor
- 203.87 * session containment**
- 201.38 * minor
- 198.75 * minor
- 194.67 * minor
- 191.76 * session containment**

