



WICKED STOCKS

DIRECTIONAL CLARITY FOR THE ACTIVE INVESTOR



Support and Resistance

- 249.70** **** multi-week contain
- 245.33 * minor
- 242.78 * minor
- 239.30 * minor
- 237.75 * minor
- 233.27** * session containment
- 230.00 * minor
- 228.42 * minor
- 225.64 * minor
- 223.43 * secondary up pivot
- 220.31** * session containment UP
- 217.80 * minor
- 213.80** *** weekly containment
- 213.65** *** weekly containment DP
- 208.49 * minor
- 205.75 * minor
- 203.87** * session containment
- 201.38 * minor
- 198.75 * minor
- 194.67 * minor
- 191.76** * session containment

O= 221.59
 H= 222.08
 L= 217.90
 L= 220.89
 Δ= -0.44

Tesla, Inc (TSLA) - weekly bar chart

414.49 Nov 2021 ATH

101.81 Jan 2023



Support and Resistance

- 249.70 **** multi-week contain**
- 245.33 * minor
- 242.78 * minor
- 239.30 * minor
- 237.75 * minor
- 233.27 * session containment**
- 230.00 * minor
- 228.42 * minor
- 225.64 * minor
- 223.43 * secondary up pivot
- 220.31 * session containment UP**
- 220.89
- 217.80 * minor
- 213.80 *** weekly containment**
- 213.65 *** weekly containment DP**
- 208.49 * minor
- 205.75 * minor
- 203.87 * session containment**
- 201.38 * minor
- 198.75 * minor
- 194.67 * minor
- 191.76 * session containment**



O= 221.59
 H= 222.08
 L= 217.90
 C= 220.89
 Δ= -0.44

Tesla Inc. (TSLA) - weekly bar chart



Support and Resistance

- 249.70 **** multi-week contain**
- 245.33 * minor
- 242.78 * minor
- 239.30 * minor
- 237.75 * minor
- 233.27 * session containment**
- 230.00 * minor
- 228.42 * minor
- 225.64 * minor
- 223.43 * secondary up pivot
- 220.31 * session containment UP**
- 217.80 * minor
- 213.80 *** weekly containment**
- 213.65 *** weekly containment DP**
- 208.49 * minor
- 205.75 * minor
- 203.87 * session containment**
- 201.38 * minor
- 198.75 * minor
- 194.67 * minor
- 191.76 * session containment**





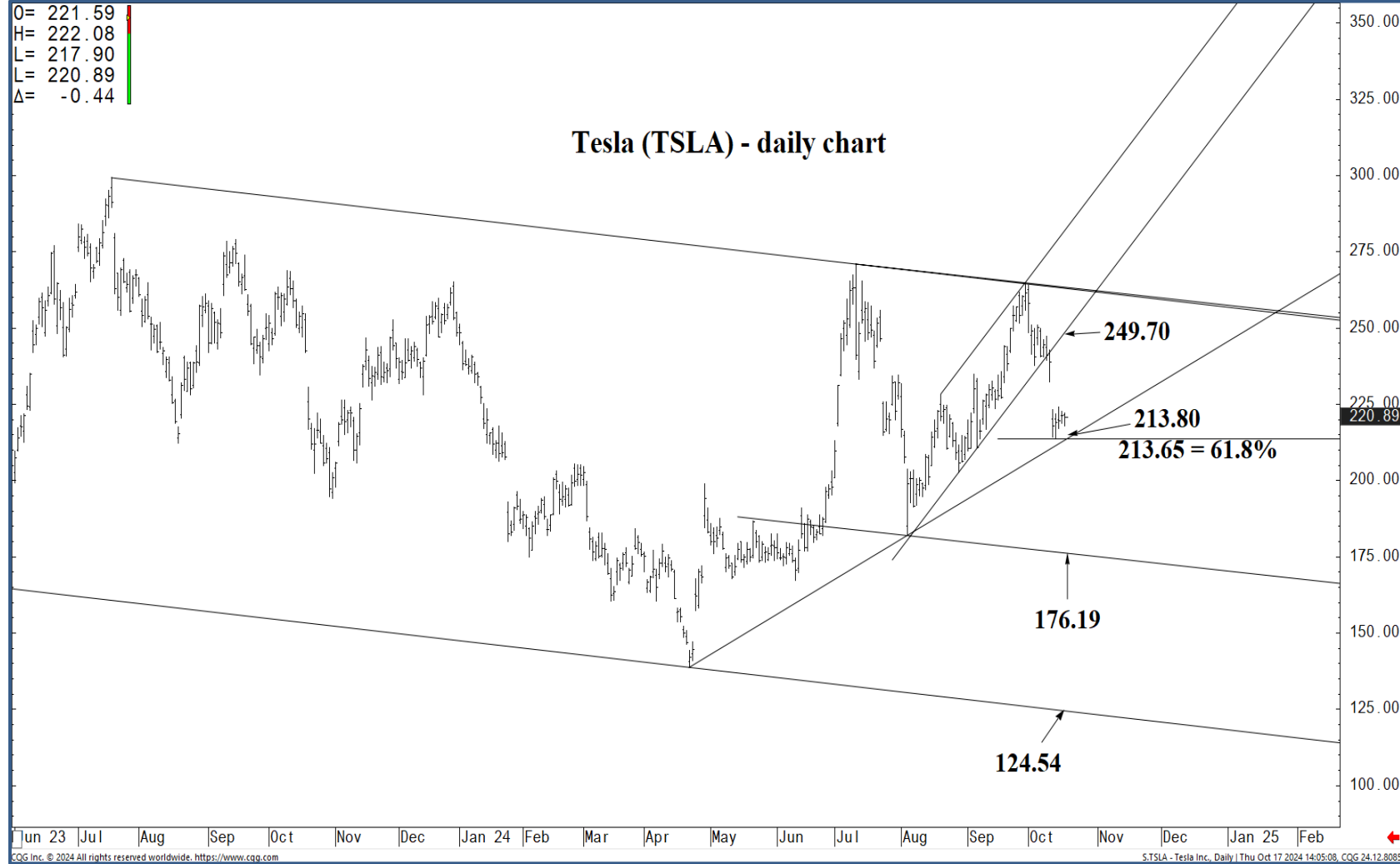
Support and Resistance

249.70 ****	multi-week contain
245.33 *	minor
242.78 *	minor
239.30 *	minor
237.75 *	minor
233.27 *	session containment
230.00 *	minor
228.42 *	minor
225.64 *	minor
223.43 *	secondary up pivot
220.31 *	session containment UP
217.80 *	minor
213.80 ***	weekly containment
213.65 ***	weekly containment DP
208.49 *	minor
205.75 *	minor
203.87 *	session containment
201.38 *	minor
198.75 *	minor
194.67 *	minor
191.76 *	session containment



O= 221.59
 H= 222.08
 L= 217.90
 L= 220.89
 Δ= -0.44

Tesla (TSLA) - daily chart



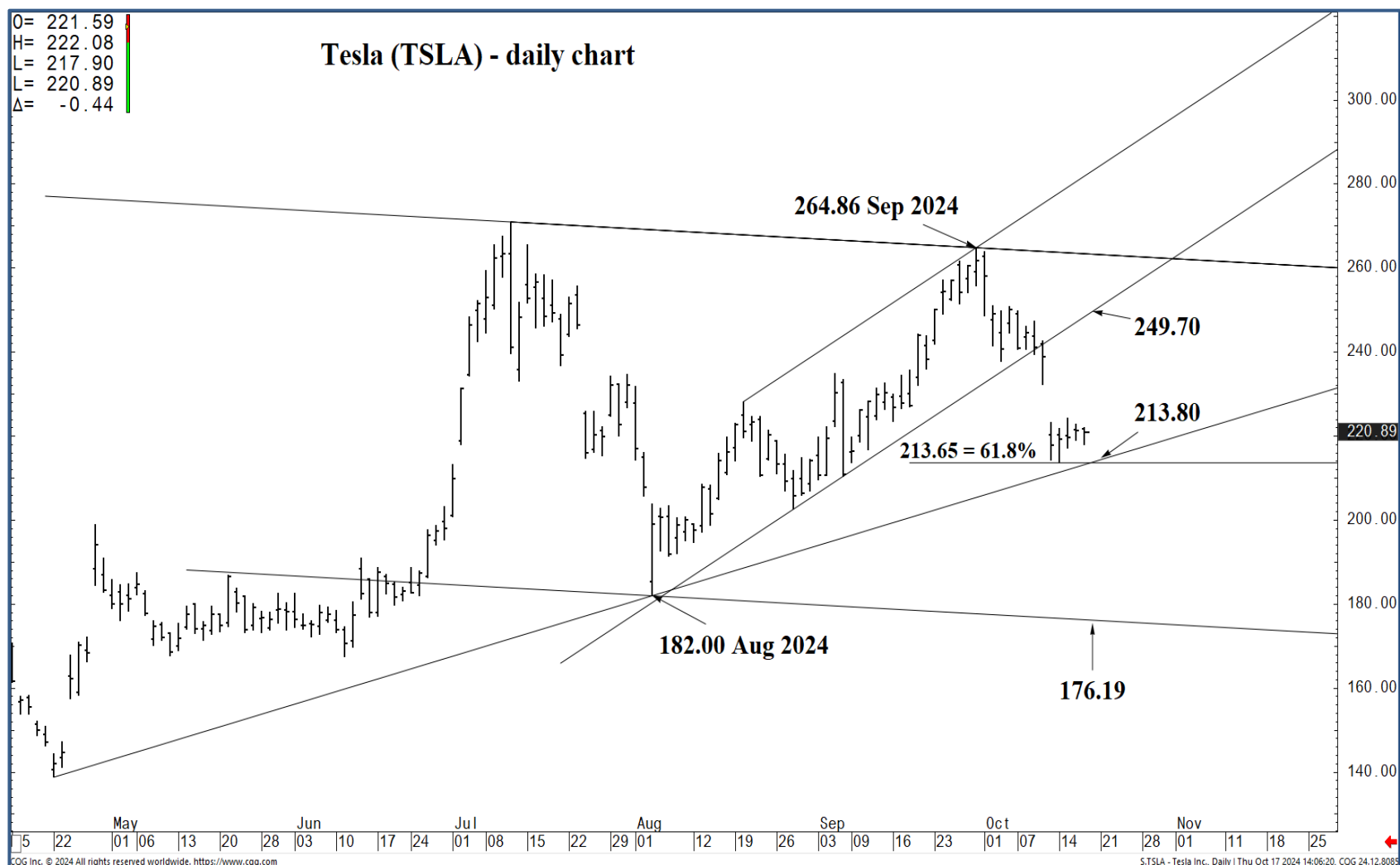
Support and Resistance

- 249.70 **** multi-week contain**
- 245.33 * minor
- 242.78 * minor
- 239.30 * minor
- 237.75 * minor
- 233.27 * session containment**
- 230.00 * minor
- 228.42 * minor
- 225.64 * minor
- 223.43 * secondary up pivot
- 220.31 * session containment UP**
- 217.80 * minor
- 213.80 *** weekly containment**
- 213.65 *** weekly containment DP**
- 208.49 * minor
- 205.75 * minor
- 203.87 * session containment**
- 201.38 * minor
- 198.75 * minor
- 194.67 * minor
- 191.76 * session containment**



O= 221.59
 H= 222.08
 L= 217.90
 L= 220.89
 Δ= -0.44

Tesla (TSLA) - daily chart



Support and Resistance

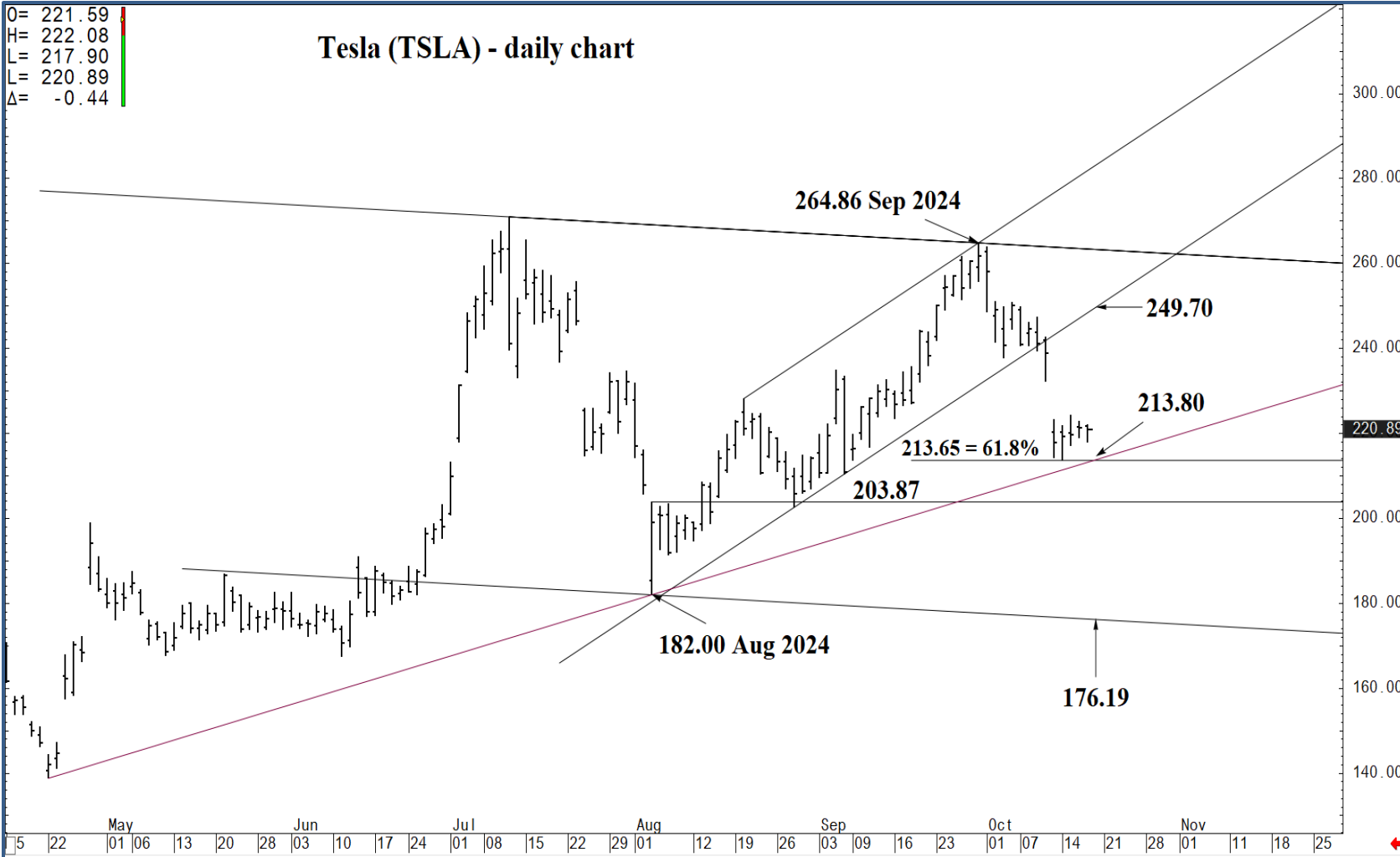
- 249.70** **** multi-week contain
- 245.33 * minor
- 242.78 * minor
- 239.30 * minor
- 237.75 * minor
- 233.27** * session containment
- 230.00 * minor
- 228.42 * minor
- 225.64 * minor
- 223.43 * secondary up pivot
- 220.31** * session containment UP
- 217.80 * minor
- 213.80** *** weekly containment
- 213.65** *** weekly containment DP
- 208.49 * minor
- 205.75 * minor
- 203.87** * session containment
- 201.38 * minor
- 198.75 * minor
- 194.67 * minor
- 191.76** * session containment

May 05 22 01 06 13 20 28 03 10 17 24 01 08 15 22 29 01 12 19 26 03 09 16 23 01 07 14 21 28 01 11 18 25
 CQG Inc. © 2024 All rights reserved worldwide. <https://www.cqg.com> S.TSLA - Tesla Inc., Daily | Thu Oct 17 2024 14:06:20, CQG 24.12.8089



Tesla (TSLA) - daily chart

O= 221.59
H= 222.08
L= 217.90
L= 220.89
Δ= -0.44



Support and Resistance

249.70 ** multi-week contain**

- 245.33 * minor
- 242.78 * minor
- 239.30 * minor
- 237.75 * minor

233.27 * session containment

- 230.00 * minor
- 228.42 * minor
- 225.64 * minor

223.43 * secondary up pivot

220.31 * session containment UP

- 217.80 * minor

213.80 * weekly containment**

213.65 * weekly containment DP**

- 208.49 * minor
- 205.75 * minor

203.87 * session containment

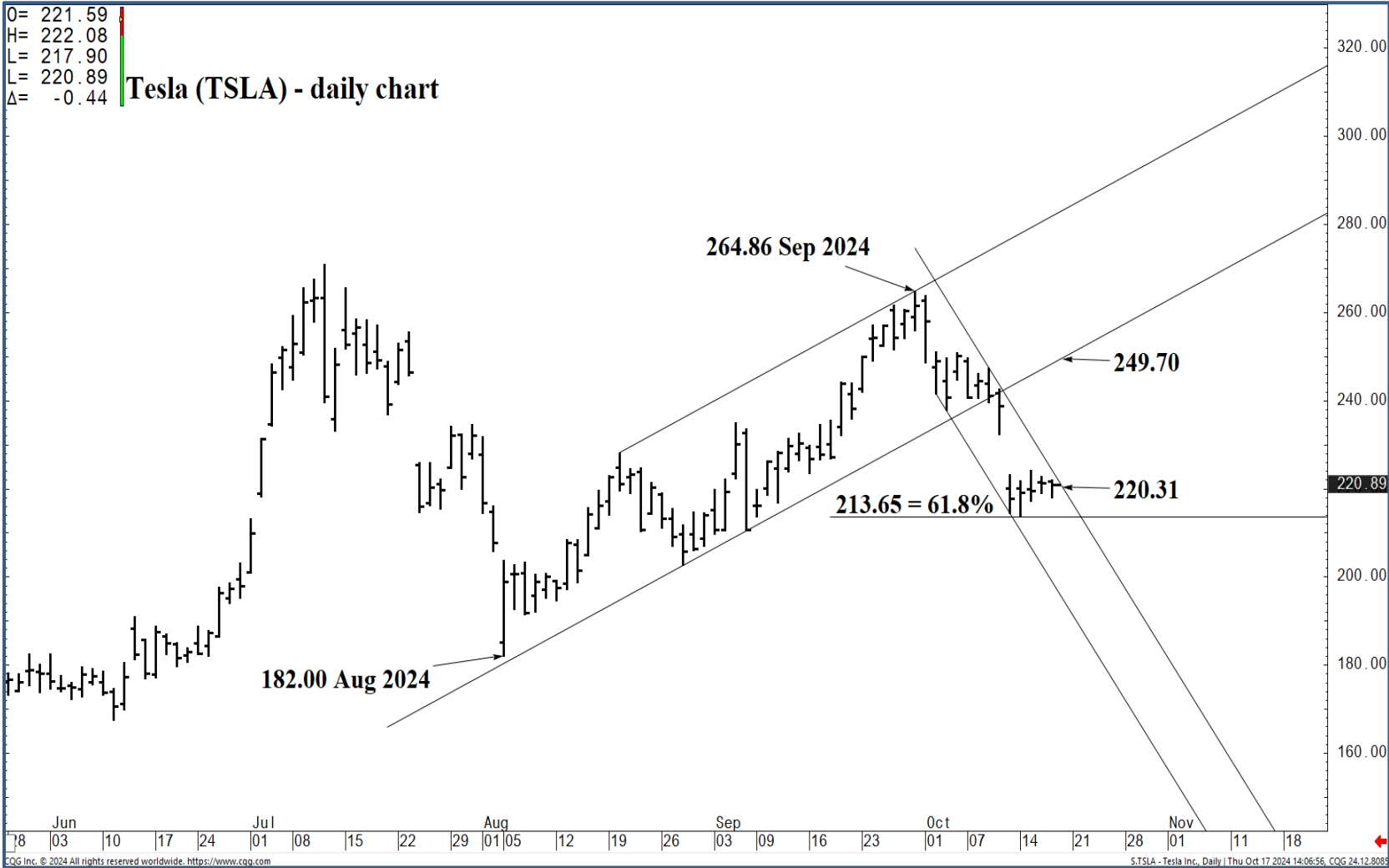
- 201.38 * minor
- 198.75 * minor
- 194.67 * minor

191.76 * session containment



O= 221.59
 H= 222.08
 L= 217.90
 C= 220.89
 Δ= -0.44

Tesla (TSLA) - daily chart



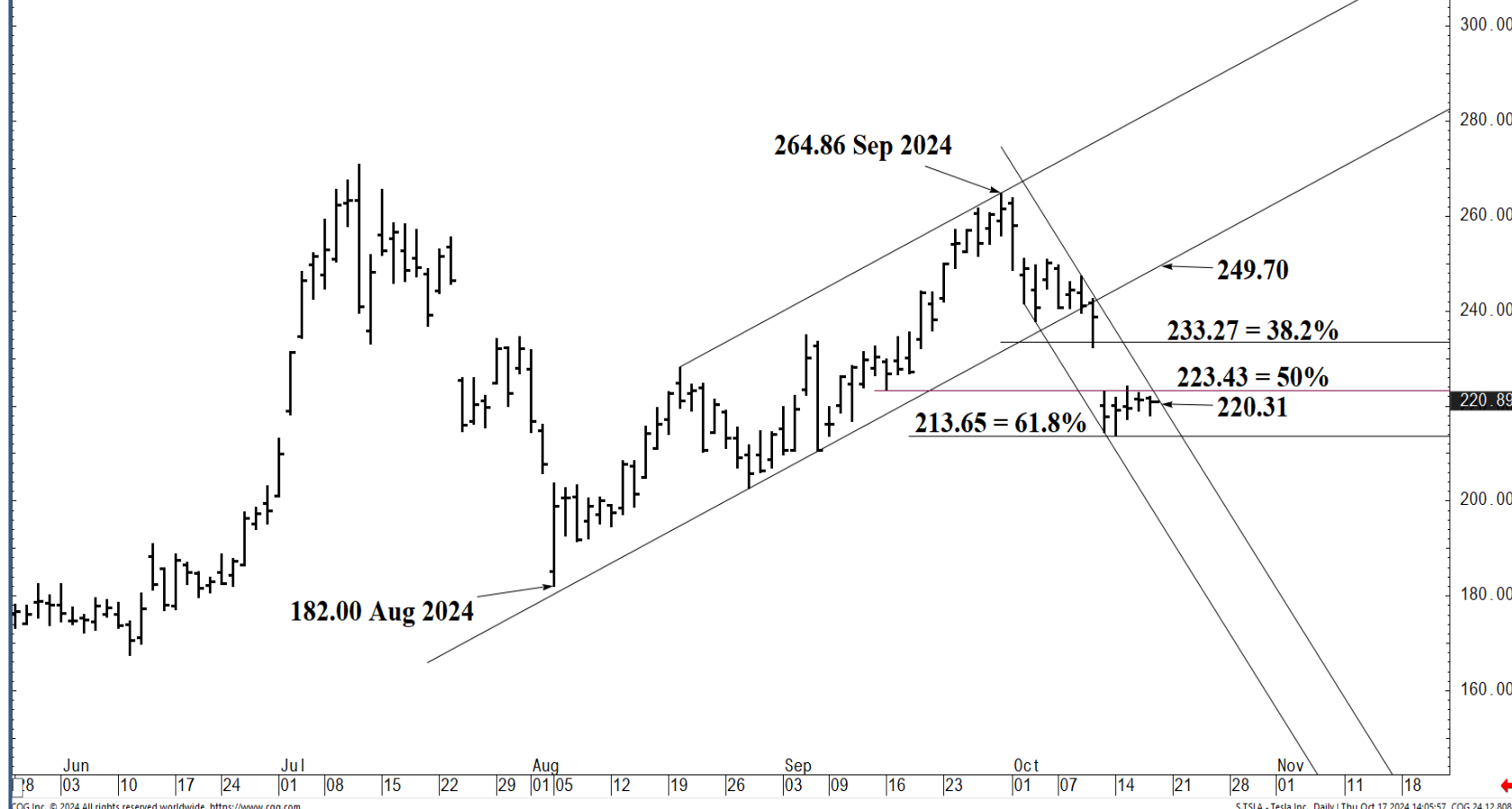
Support and Resistance

- 249.70 **** multi-week contain**
- 245.33 * minor
- 242.78 * minor
- 239.30 * minor
- 237.75 * minor
- 233.27 * session containment**
- 230.00 * minor
- 228.42 * minor
- 225.64 * minor
- 223.43 * secondary up pivot
- 220.31 * session containment UP**
- 217.80 * minor
- 213.80 *** weekly containment**
- 213.65 *** weekly containment DP**
- 208.49 * minor
- 205.75 * minor
- 203.87 * session containment**
- 201.38 * minor
- 198.75 * minor
- 194.67 * minor
- 191.76 * session containment**



O= 221.59
 H= 222.08
 L= 217.90
 C= 220.89
 Δ= -0.44

Tesla (TSLA) - daily chart



Support and Resistance

- 249.70 **** multi-week contain**
- 245.33 * minor
- 242.78 * minor
- 239.30 * minor
- 237.75 * minor
- 233.27 * session containment**
- 230.00 * minor
- 228.42 * minor
- 225.64 * minor
- 223.43 * secondary up pivot
- 220.31 * session containment UP**
- 217.80 * minor
- 213.80 *** weekly containment**
- 213.65 *** weekly containment DP**
- 208.49 * minor
- 205.75 * minor
- 203.87 * session containment**
- 201.38 * minor
- 198.75 * minor
- 194.67 * minor
- 191.76 * session containment**

