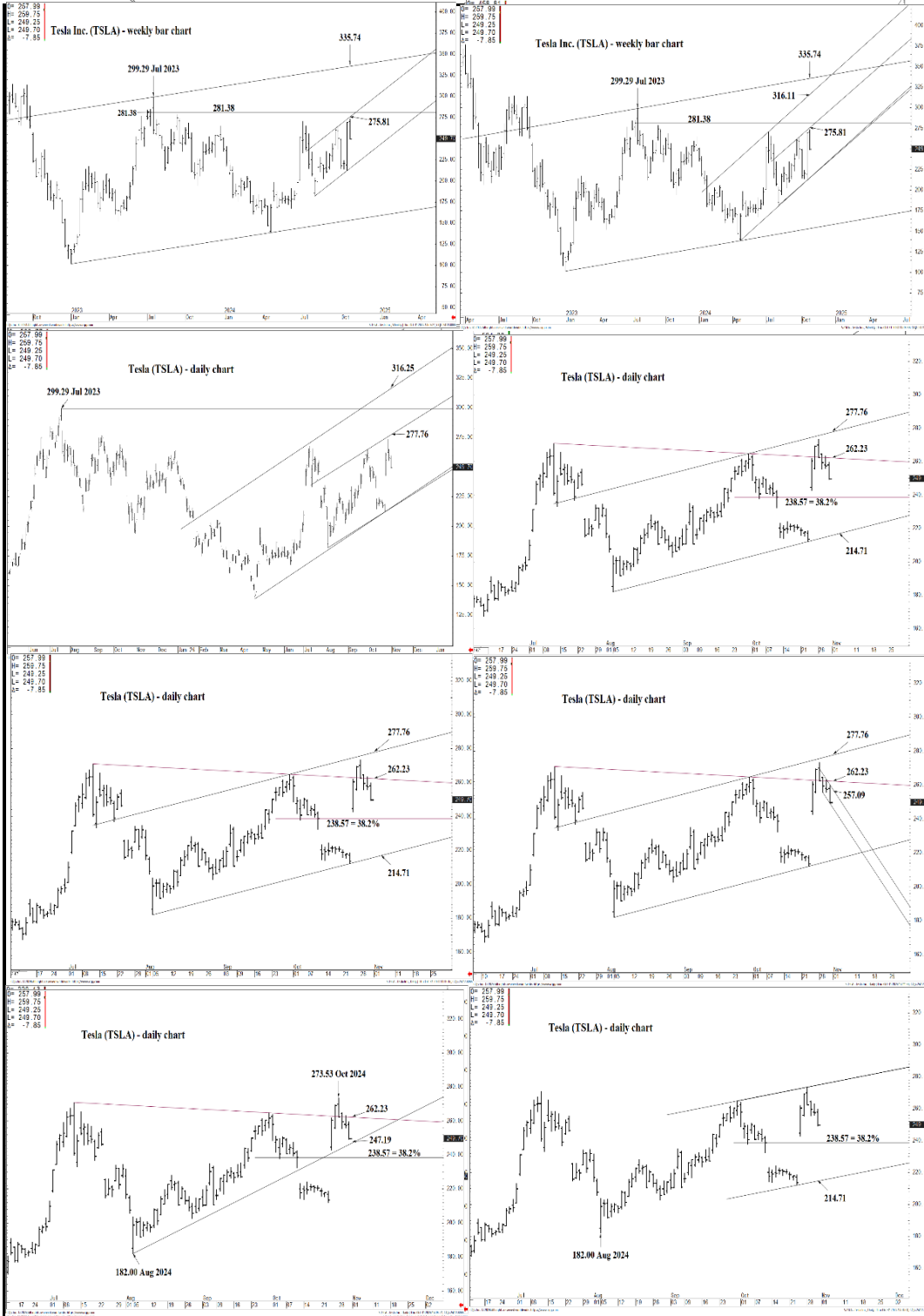




WICKED STOCKS

DIRECTIONAL CLARITY FOR THE ACTIVE INVESTOR



Support and Resistance

277.76 ** multi-week contain**
275.81 ** multi-week contain**

273.53 * minor
 269.19 * intra-day containment
 266.65 * minor

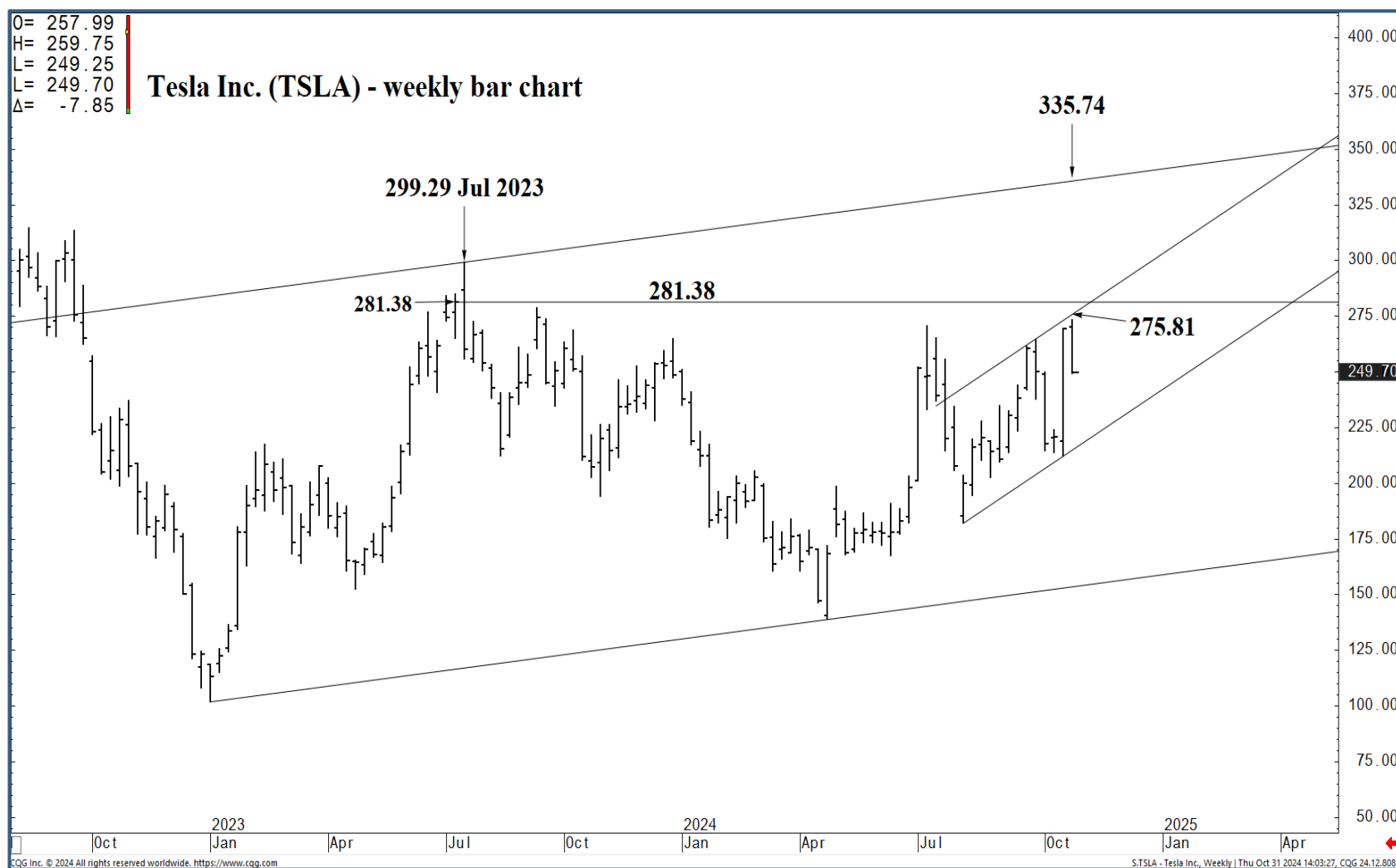
262.23 ** session containment

259.75 * minor
 257.09 * intra-day containment
 254.45 * minor
 252.38 * minor
 249.48 * minor
 247.19 * intra-day containment
 244.08 * minor
 242.65 * minor

238.57 * weekly containment DP**

O= 257.99
 H= 259.75
 L= 249.25
 C= 249.70
 Δ= -7.85

Tesla Inc. (TSLA) - weekly bar chart



Support and Resistance

- 277.76 **** multi-week contain**
- 275.81 **** multi-week contain**
- 273.53 * minor
- 269.19 * intra-day containment
- 266.65 * minor
- 262.23 * session containment**
- 259.75 * minor
- 257.09 * intra-day containment
- 254.45 * minor
- 252.38 * minor
- 249.48 * minor
- 247.19 * intra-day containment
- 244.08 * minor
- 242.65 * minor
- 238.57 *** weekly containment DP**



O= 257.99
 H= 259.75
 L= 249.25
 C= 249.70
 Δ= -7.85

Tesla Inc. (TSLA) - weekly bar chart



Support and Resistance

- 277.76** **** multi-week contain
- 275.81** **** multi-week contain
- 273.53 * minor
- 269.19 * intra-day containment
- 266.65 * minor
- 262.23** * session containment
- 259.75 * minor
- 257.09 * intra-day containment
- 254.45 * minor
- 252.38 * minor
- 249.48 * minor
- 249.70 * minor
- 247.19 * intra-day containment
- 244.08 * minor
- 242.65 * minor
- 238.57** *** weekly containment DP



O= 257.99
 H= 259.75
 L= 249.25
 L= 249.70
 Δ= -7.85

Tesla (TSLA) - daily chart



Support and Resistance

- 277.76 **** multi-week contain**
- 275.81 **** multi-week contain**
- 273.53 * minor
- 269.19 * intra-day containment
- 266.65 * minor
- 262.23 * session containment**
- 259.75 * minor
- 257.09 * intra-day containment
- 254.45 * minor
- 252.38 * minor
- 249.48 * minor
- 247.19 * intra-day containment
- 244.08 * minor
- 242.65 * minor
- 238.57 *** weekly containment DP**

Jun Jul Aug Sep Oct Nov Dec Jan 24 Feb Mar Apr May Jun Jul Aug Sep Oct Nov Dec Jan
 CQG Inc. © 2024 All rights reserved worldwide. <https://www.cqg.com> S:TSLA - Tesla Inc., Daily | Thu Oct 31 2024 14:13:04, CQG 24:12.8083



O= 257.99
 H= 259.75
 L= 249.25
 C= 249.70
 Δ= -7.85

Tesla (TSLA) - daily chart



Support and Resistance

- 277.76 **** multi-week contain**
- 275.81 **** multi-week contain**
- 273.53 * minor
- 269.19 * intra-day containment
- 266.65 * minor
- 262.23 * session containment**
- 259.75 * minor
- 257.09 * intra-day containment
- 254.45 * minor
- 252.38 * minor
- 249.48 * minor
- 249.70
- 247.19 * intra-day containment
- 244.08 * minor
- 242.65 * minor
- 238.57 *** weekly containment DP**



O= 257.99
 H= 259.75
 L= 249.25
 L= 249.70
 Δ= -7.85

Tesla (TSLA) - daily chart



Support and Resistance

- 277.76 **** multi-week contain
- 275.81 **** multi-week contain
- 273.53 * minor
- 269.19 * intra-day containment
- 266.65 * minor
- 262.23 * session containment
- 259.75 * minor
- 257.09 * intra-day containment
- 254.45 * minor
- 252.38 * minor
- 249.70 * minor
- 249.48 * minor
- 247.19 * intra-day containment
- 244.08 * minor
- 242.65 * minor
- 238.57 *** weekly containment DP

214.71 | 17 | 24 | Jul | 01 | 08 | 15 | 22 | 29 | Aug | 01 | 05 | 12 | 19 | 26 | Sep | 03 | 09 | 16 | 23 | Oct | 01 | 07 | 14 | 21 | 28 | Nov | 01 | 11 | 18 | 25



O= 257.99
 H= 259.75
 L= 249.25
 L= 249.70
 Δ= -7.85

Tesla (TSLA) - daily chart

Support and Resistance

320.00
 300.00
 280.00
 260.00
 240.00
 220.00
 200.00
 180.00
 160.00

- 277.76 **** multi-week contain
- 275.81 **** multi-week contain
- 273.53 * minor
- 269.19 * intra-day containment
- 266.65 * minor
- 262.23 * session containment
- 259.75 * minor
- 257.09 * intra-day containment
- 254.45 * minor
- 252.38 * minor
- 249.70 * minor
- 249.48 * minor
- 247.19 * intra-day containment
- 244.08 * minor
- 242.65 * minor
- 238.57 *** weekly containment DP

277.76

262.23

257.09

249.70

10 17 24 Jul 01 08 15 22 Aug 29 01 05 12 19 26 Sep 03 09 16 23 Oct 01 07 14 21 Nov 28 01 11 18 25



O= 257.99
 H= 259.75
 L= 249.25
 C= 249.70
 Δ= -7.85

Tesla (TSLA) - daily chart



Support and Resistance

- 277.76 **** multi-week contain**
- 275.81 **** multi-week contain**
- 273.53 * minor
- 269.19 * intra-day containment
- 266.65 * minor
- 262.23 * session containment**
- 259.75 * minor
- 257.09 * intra-day containment
- 254.45 * minor
- 252.38 * minor
- 249.70 * minor
- 249.48 * minor
- 247.19 * intra-day containment
- 244.08 * minor
- 242.65 * minor
- 238.57 *** weekly containment DP**

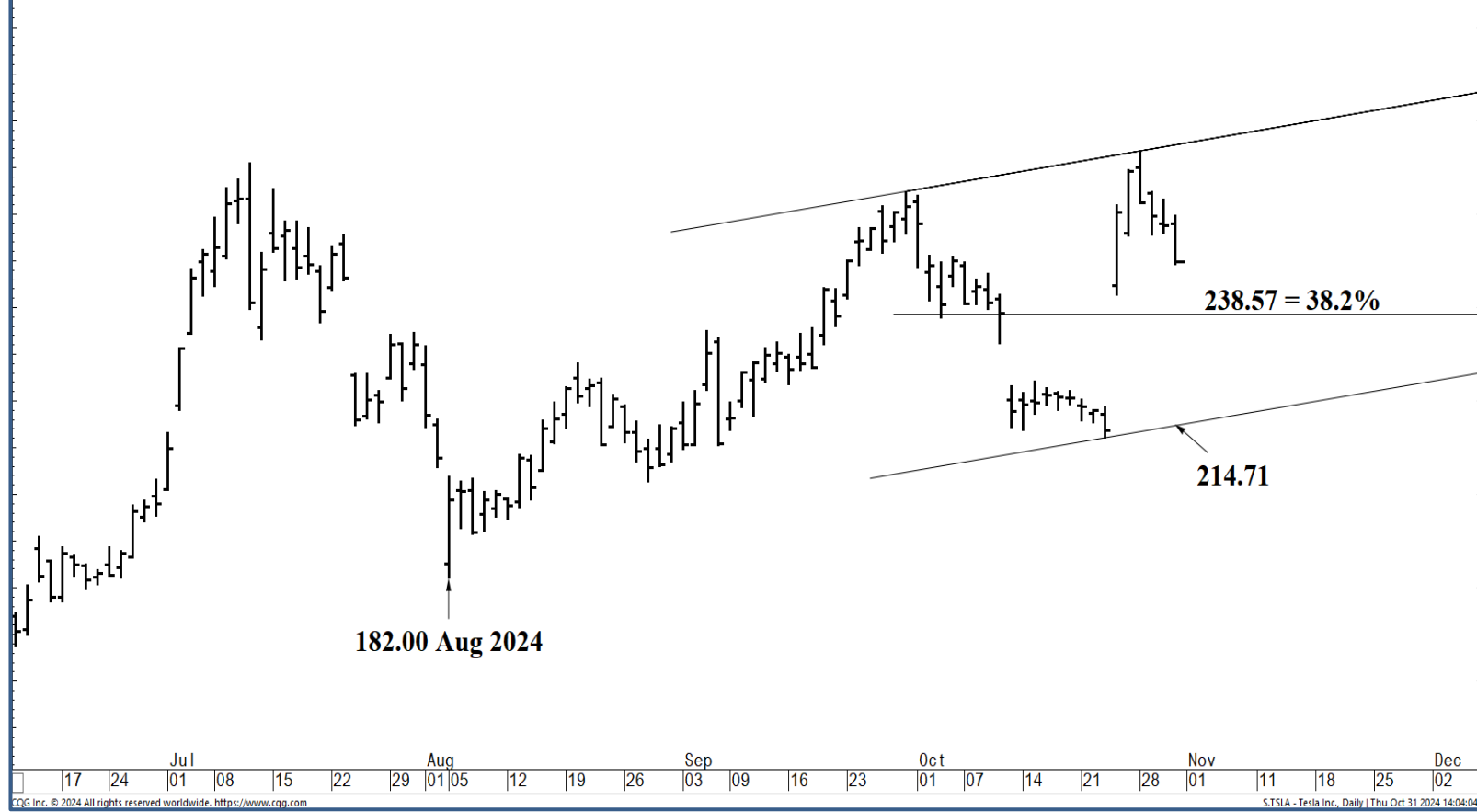
CGI Inc. © 2024 All rights reserved worldwide. <https://www.cgi.com>

S:TSLA - Tesla Inc., Daily | Thu Oct 31 2024 14:05:21, CQG 24.12.8083



O= 257.99
 H= 259.75
 L= 249.25
 L= 249.70
 Δ= -7.85

Tesla (TSLA) - daily chart



Support and Resistance

- 277.76 **** multi-week contain**
- 275.81 **** multi-week contain**
- 273.53 * minor
- 269.19 * intra-day containment
- 266.65 * minor
- 262.23 * session containment**
- 259.75 * minor
- 257.09 * intra-day containment
- 254.45 * minor
- 252.38 * minor
- 249.48 * minor
- 249.70
- 247.19 * intra-day containment
- 244.08 * minor
- 242.65 * minor
- 238.57 *** weekly containment DP**

