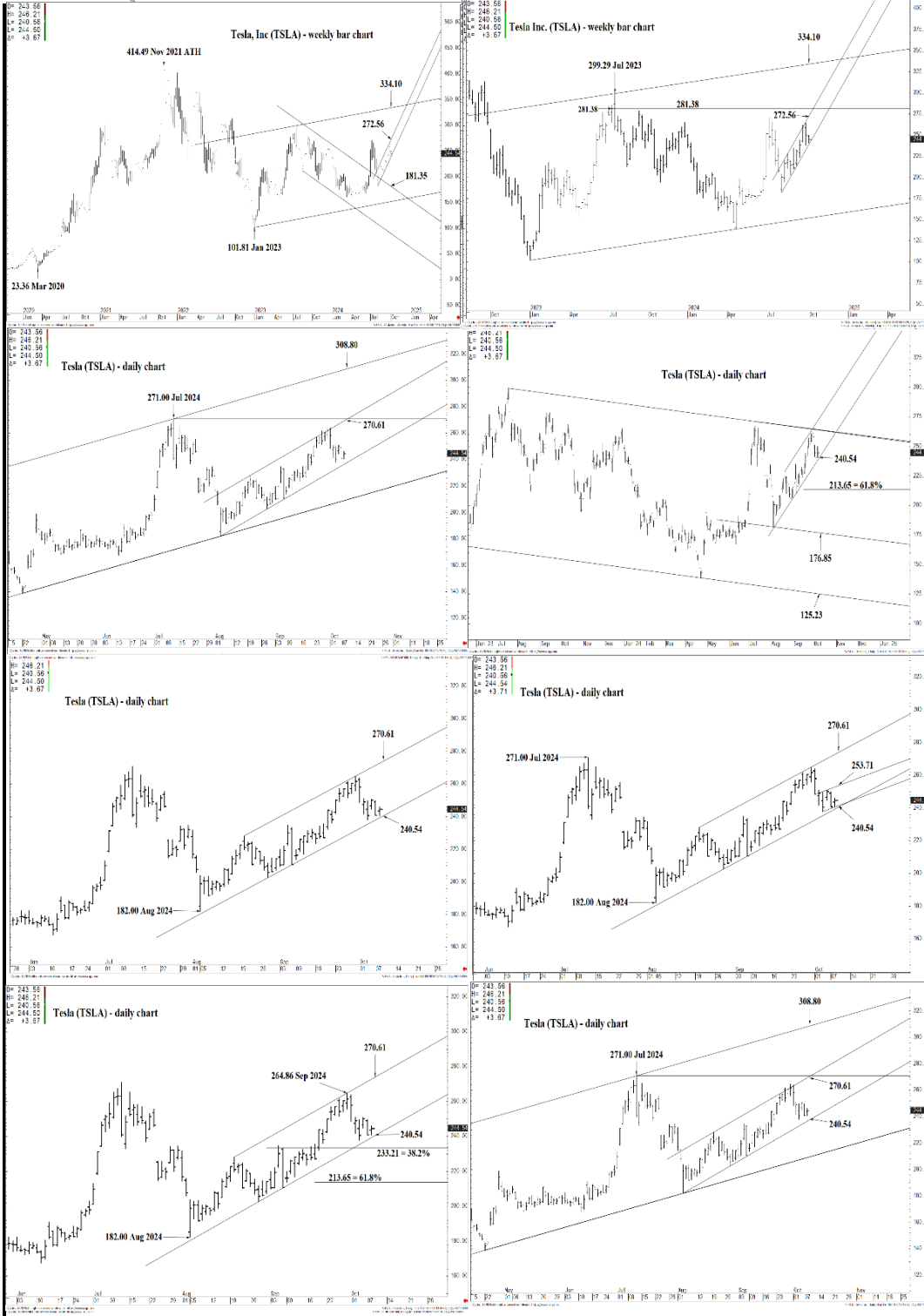




WICKED STOCKS

DIRECTIONAL CLARITY FOR THE ACTIVE INVESTOR



Support and Resistance

272.56 **** multi-wk contain UP
270.61 **** multi-wk contain

263.76 * minor
 261.63 * minor
 258.02 * minor
 255.77 * minor

253.71 * session containment

250.08 * minor
 246.29 * minor
 242.76 * minor

240.54 **** multi-week contain

237.71 * minor
 233.21 * intra-day containment
 230.09 * minor
 226.88 * minor

223.43 * session containment

219.41 * minor
 216.27 * minor

213.65 **** multi-week contain

O= 243.56
 H= 246.21
 L= 240.56
 L= 244.50
 Δ= +3.67

Tesla, Inc (TSLA) - weekly bar chart



Support and Resistance

- 272.56 **** multi-wk contain UP**
- 270.61 **** multi-wk contain**
- 263.76 * minor
- 261.63 * minor
- 258.02 * minor
- 255.77 * minor
- 253.71 * session containment**
- 250.08 * minor
- 246.29 * minor
- 242.76 * minor
- 240.54 **** multi-week contain**
- 237.71 * minor
- 233.21 * intra-day containment
- 230.09 * minor
- 226.88 * minor
- 223.43 * session containment**
- 219.41 * minor
- 216.27 * minor
- 213.65 **** multi-week contain**

COG Inc. © 2024 All rights reserved worldwide. <https://www.cog.com>

S:TSLA - Tesla Inc., Weekly | Tue Oct 08 2024 14:17:18, COG 24-12-8083



O= 243.56
 H= 246.21
 L= 240.56
 C= 244.50
 Δ= +3.67

Tesla Inc. (TSLA) - weekly bar chart



Support and Resistance

272.56 ** multi-wk contain UP**
270.61 ** multi-wk contain**

263.76 * minor
 261.63 * minor
 258.02 * minor
 255.77 * minor

253.71 * session containment

250.08 * minor
 246.29 * minor
 242.76 * minor

240.54 ** multi-week contain**

237.71 * minor
 233.21 * intra-day containment
 230.09 * minor
 226.88 * minor

223.43 * session containment

219.41 * minor
 216.27 * minor

213.65 ** multi-week contain**



O= 243.56
 H= 246.21
 L= 240.56
 L= 244.50
 Δ= +3.67

Tesla (TSLA) - daily chart



Support and Resistance

- 272.56 **** multi-wk contain UP**
- 270.61 **** multi-wk contain**

- 263.76 * minor
- 261.63 * minor
- 258.02 * minor
- 255.77 * minor

- 253.71 * session containment**

- 250.08 * minor
- 246.29 * minor
- 242.76 * minor

- 240.54 **** multi-week contain**

- 237.71 * minor
- 233.21 * intra-day containment
- 230.09 * minor
- 226.88 * minor

- 223.43 * session containment**

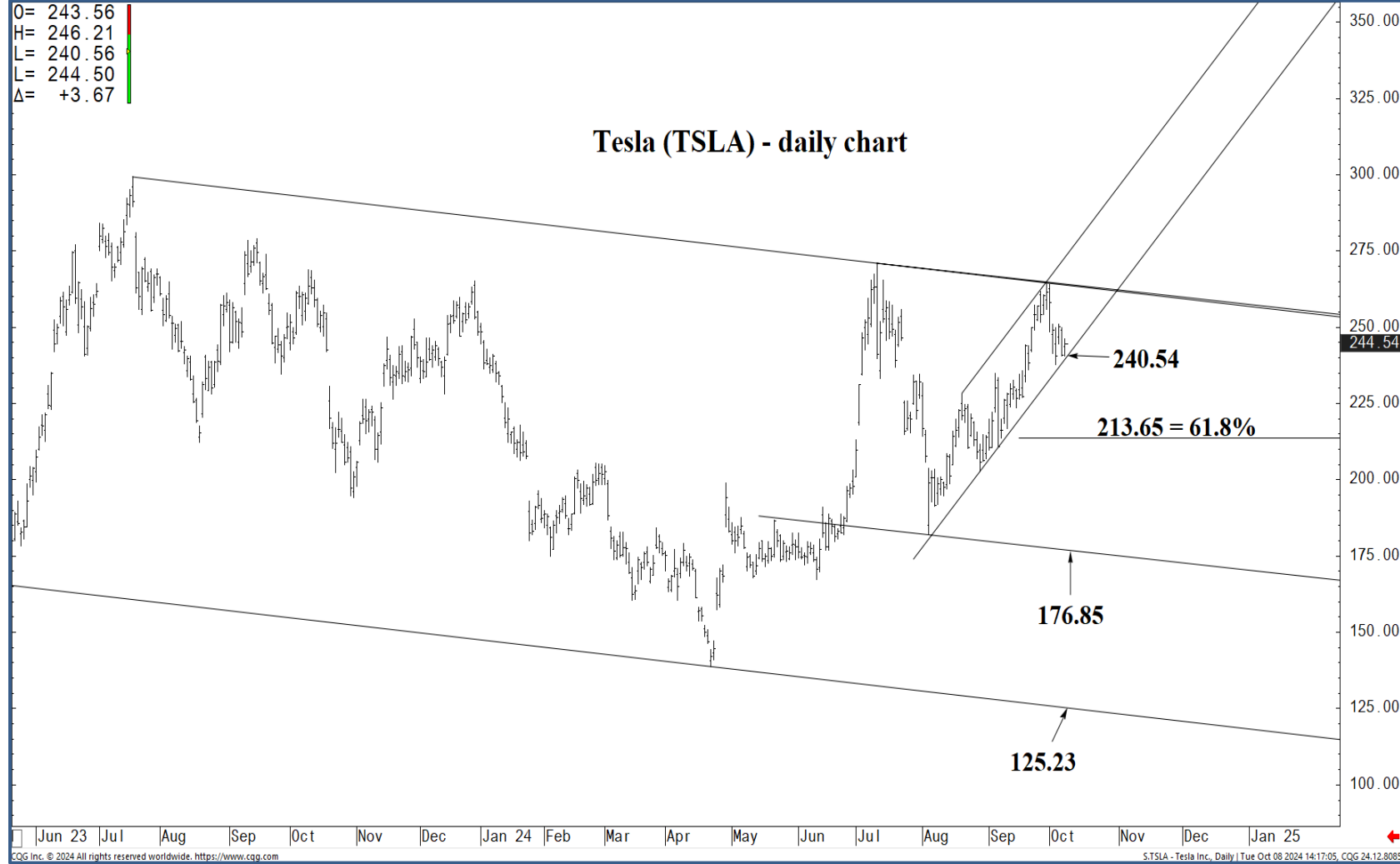
- 219.41 * minor
- 216.27 * minor

- 213.65 **** multi-week contain**



O= 243.56
 H= 246.21
 L= 240.56
 L= 244.50
 Δ= +3.67

Tesla (TSLA) - daily chart



Support and Resistance

- 272.56** **** multi-wk contain UP
- 270.61** **** multi-wk contain

- 263.76 * minor
- 261.63 * minor
- 258.02 * minor
- 255.77 * minor

- 253.71** * session containment

- 250.08 * minor
- 246.29 * minor
- 242.76 * minor

- 240.54** **** multi-week contain

- 237.71 * minor
- 233.21 * intra-day containment
- 230.09 * minor
- 226.88 * minor

- 223.43** * session containment

- 219.41 * minor
- 216.27 * minor

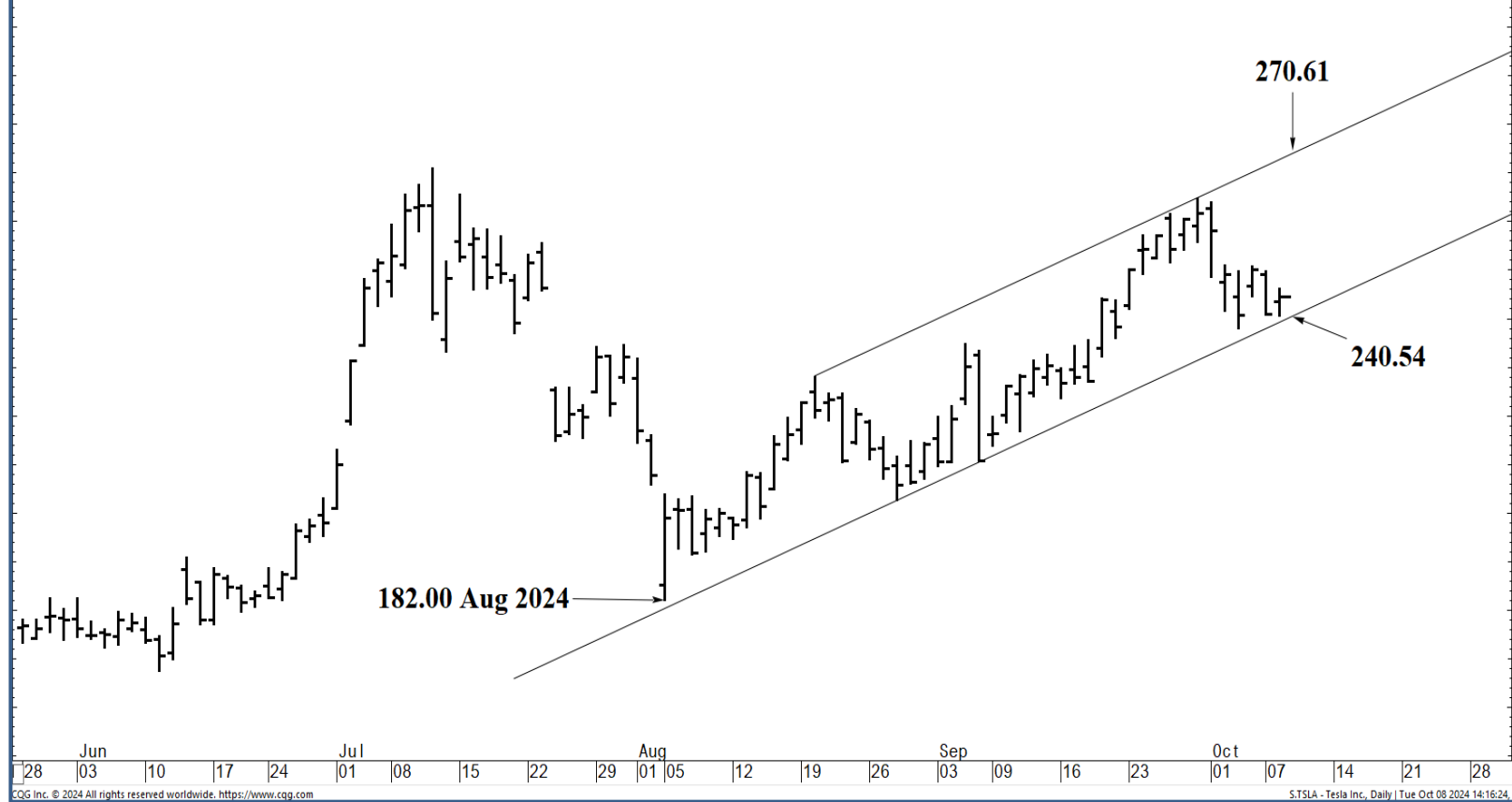
- 213.65** **** multi-week contain

Jun 23 Jul Aug Sep Oct Nov Dec Jan 24 Feb Mar Apr May Jun Jul Aug Sep Oct Nov Dec Jan 25
 CQG Inc. © 2024 All rights reserved worldwide. <https://www.cqg.com> S:TSLA - Tesla Inc., Daily | Tue Oct 08 2024 14:17:05, CQG 24.12.8085



O= 243.56
 H= 246.21
 L= 240.56
 L= 244.50
 Δ= +3.67

Tesla (TSLA) - daily chart



Support and Resistance

- 272.56** **** multi-wk contain UP
- 270.61** **** multi-wk contain
- 263.76 * minor
- 261.63 * minor
- 258.02 * minor
- 255.77 * minor
- 253.71** * session containment
- 250.08 * minor
- 246.29 * minor
- 242.76 * minor
- 240.54** **** multi-week contain
- 237.71 * minor
- 233.21 * intra-day containment
- 230.09 * minor
- 226.88 * minor
- 223.43** * session containment
- 219.41 * minor
- 216.27 * minor
- 213.65** **** multi-week contain



O= 243.56
 H= 246.21
 L= 240.56
 C= 244.54
 Δ= +3.71

Tesla (TSLA) - daily chart



Support and Resistance

272.56 ** multi-wk contain UP**
270.61 ** multi-wk contain**

263.76 * minor
 261.63 * minor
 258.02 * minor
 255.77 * minor

253.71 * session containment

250.08 * minor
 246.29 * minor
 242.76 * minor

244.54

240.54 ** multi-week contain**

237.71 * minor
 233.21 * intra-day containment
 230.09 * minor
 226.88 * minor

223.43 * session containment

219.41 * minor
 216.27 * minor

213.65 ** multi-week contain**



O= 243.56
 H= 246.21
 L= 240.56
 L= 244.50
 Δ= +3.67

Tesla (TSLA) - daily chart



Support and Resistance

- 272.56 **** multi-wk contain UP**
- 270.61 **** multi-wk contain**
- 263.76 * minor
- 261.63 * minor
- 258.02 * minor
- 255.77 * minor
- 253.71 * session containment**
- 250.08 * minor
- 246.29 * minor
- 242.76 * minor
- 240.54 **** multi-week contain**
- 237.71 * minor
- 233.21 * intra-day containment
- 230.09 * minor
- 226.88 * minor
- 223.43 * session containment**
- 219.41 * minor
- 216.27 * minor
- 213.65 **** multi-week contain**



O= 243.56
 H= 246.21
 L= 240.56
 C= 244.50
 Δ= +3.67

Tesla (TSLA) - daily chart



Support and Resistance

- 272.56** **** multi-wk contain UP
- 270.61** **** multi-wk contain
- 263.76 * minor
- 261.63 * minor
- 258.02 * minor
- 255.77 * minor
- 253.71** * session containment
- 250.08 * minor
- 246.29 * minor
- 242.76 * minor
- 240.54** **** multi-week contain
- 237.71 * minor
- 233.21 * intra-day containment
- 230.09 * minor
- 226.88 * minor
- 223.43** * session containment
- 219.41 * minor
- 216.27 * minor
- 213.65** **** multi-week contain

CGI Inc. © 2024 All rights reserved worldwide. <https://www.cgi.com>

S:TSLA - Tesla Inc., Daily | Tue Oct 08 2024 14:16:38, CGI 24-12-8083

