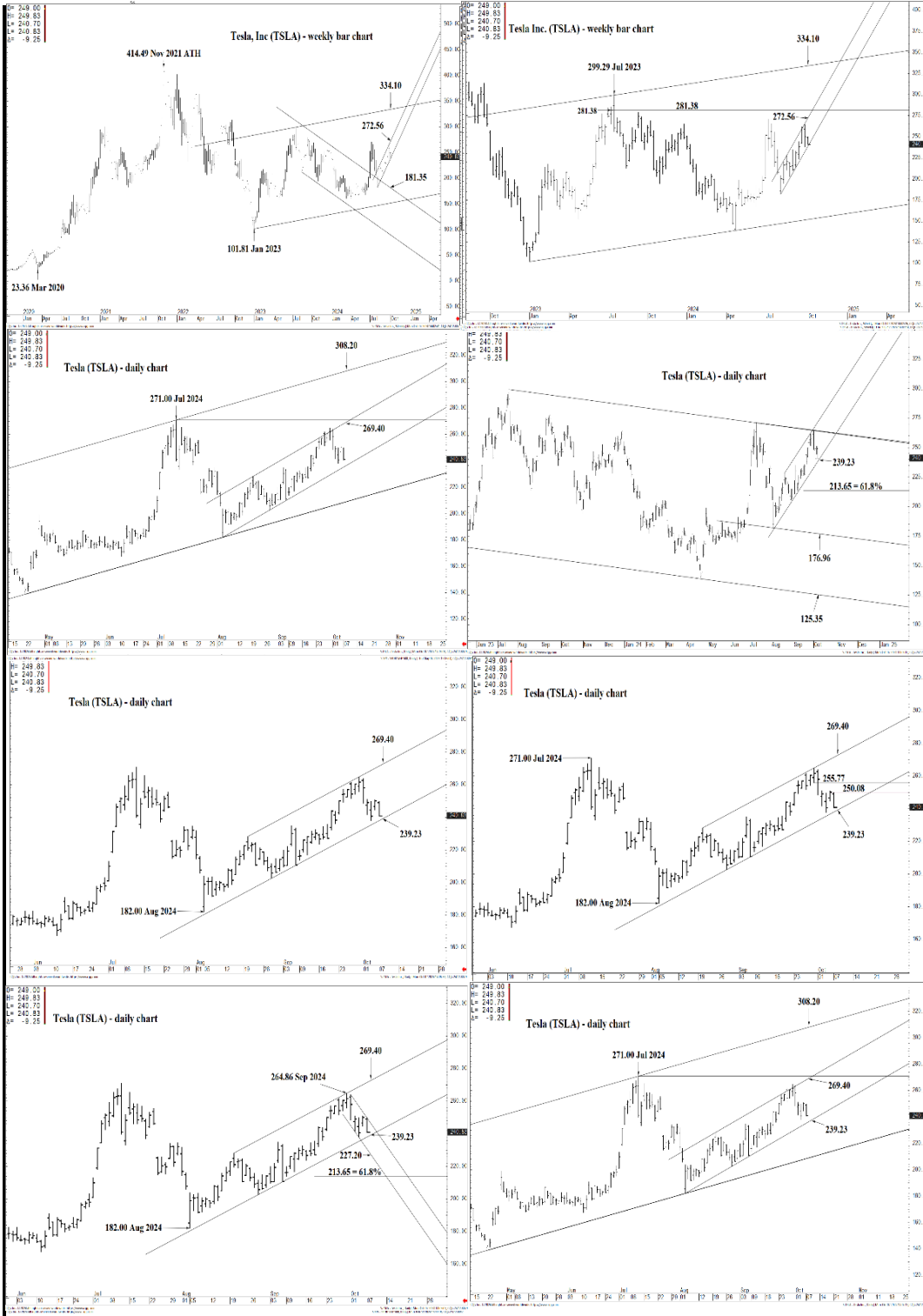




WICKED STOCKS

DIRECTIONAL CLARITY FOR THE ACTIVE INVESTOR



Support and Resistance

272.56 **** multi-wk contain UP
269.40 **** multi-wk contain

263.57 * minor
 261.63 * minor
 258.02 * minor

255.77 * session containment

253.78 * minor
 250.08 * intra-day containment
 246.29 * minor
 242.94 * minor

239.23 **** multi-week contain

235.00 * minor
 232.13 * minor
 230.09 * minor

227.20 * session containment

225.07 * minor
 223.43 * intra-day containment
 219.41 * minor
 216.27 * minor

213.65 **** multi-week contain

O= 249.00
 H= 249.83
 L= 240.70
 L= 240.83
 Δ= -9.25

Tesla, Inc (TSLA) - weekly bar chart



Support and Resistance

- 272.56 **** multi-wk contain UP**
- 269.40 **** multi-wk contain**
- 263.57 * minor
- 261.63 * minor
- 258.02 * minor
- 255.77 * session containment**
- 253.78 * minor
- 250.08 * intra-day containment
- 246.29 * minor
- 242.94 * minor
- 239.23 **** multi-week contain**
- 235.00 * minor
- 232.13 * minor
- 230.09 * minor
- 227.20 * session containment**
- 225.07 * minor
- 223.43 * intra-day containment
- 219.41 * minor
- 216.27 * minor
- 213.65 *** weekly containment**

CGG Inc. © 2024 All rights reserved worldwide. <https://www.cgg.com>

S:TSLA - Tesla Inc, Weekly | Mon Oct 07 2024 14:02:41, CGG 24.12.8073



O= 249.00
 H= 249.83
 L= 240.70
 Δ= -9.25

Tesla Inc. (TSLA) - weekly bar chart



400.00
 375.00
 350.00
 325.00
 300.00
 275.00
 250.00
 240.83
 225.00
 200.00
 175.00
 150.00
 125.00
 100.00
 75.00
 50.00

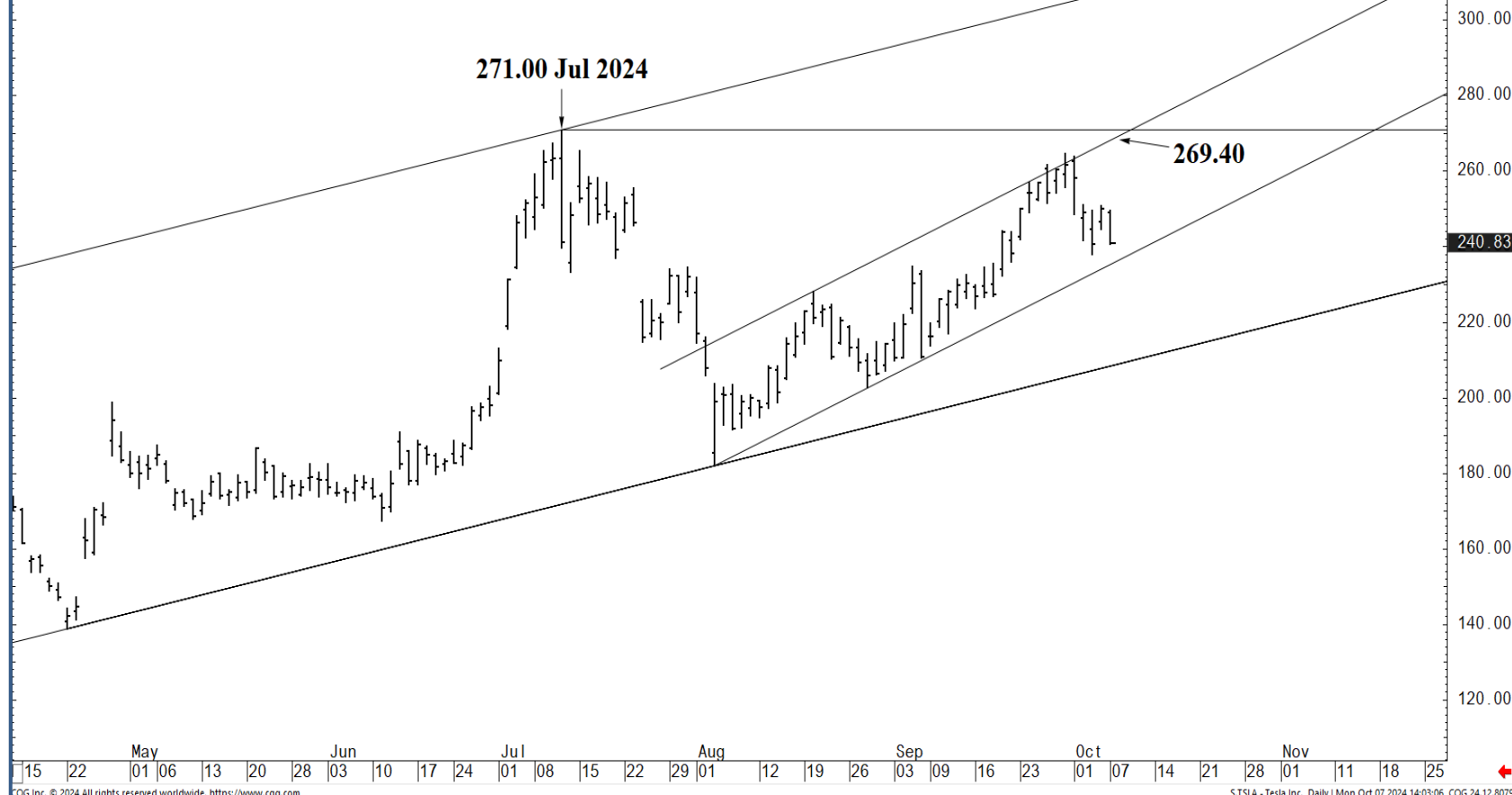
Support and Resistance

- 272.56 **** multi-wk contain UP**
- 269.40 **** multi-wk contain**
- 263.57 * minor
- 261.63 * minor
- 258.02 * minor
- 255.77 * session containment**
- 253.78 * minor
- 250.08 * intra-day containment
- 246.29 * minor
- 242.94 * minor
- 239.23 **** multi-week contain**
- 235.00 * minor
- 232.13 * minor
- 230.09 * minor
- 227.20 * session containment**
- 225.07 * minor
- 223.43 * intra-day containment
- 219.41 * minor
- 216.27 * minor
- 213.65 *** weekly containment**



O= 249.00
 H= 249.83
 L= 240.70
 L= 240.83
 Δ= -9.25

Tesla (TSLA) - daily chart



Support and Resistance

- 272.56 **** multi-wk contain UP**
- 269.40 **** multi-wk contain**
- 263.57 * minor
- 261.63 * minor
- 258.02 * minor
- 255.77 * session containment**
- 253.78 * minor
- 250.08 * intra-day containment
- 246.29 * minor
- 242.94 * minor
- 239.23 **** multi-week contain**
- 235.00 * minor
- 232.13 * minor
- 230.09 * minor
- 227.20 * session containment**
- 225.07 * minor
- 223.43 * intra-day containment
- 219.41 * minor
- 216.27 * minor
- 213.65 *** weekly containment**

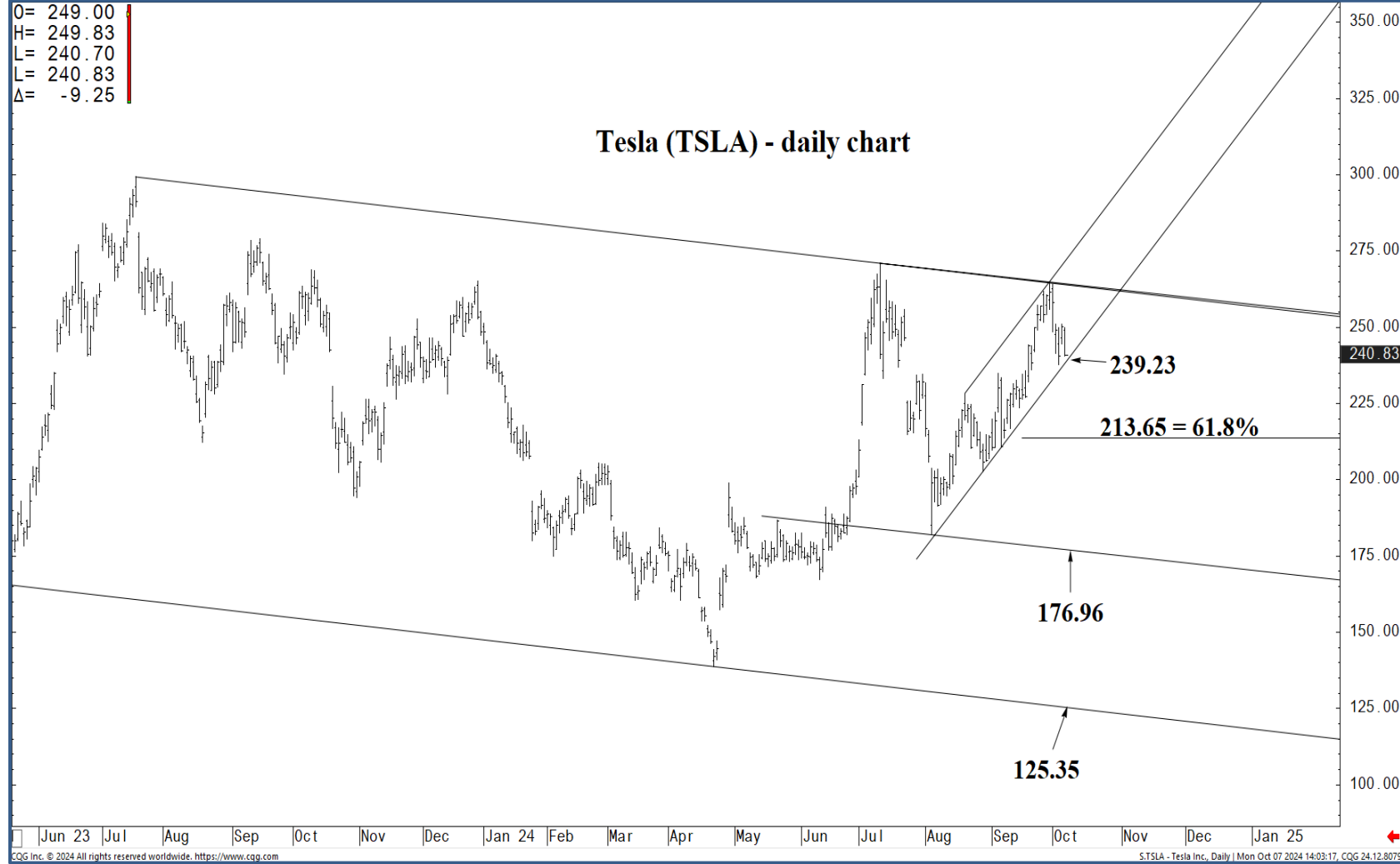
COG Inc. © 2024 All rights reserved worldwide. <https://www.cog.com>

S:TSLA - Tesla Inc., Daily | Mon Oct 07 2024 14:03:06, CQG 24.12.8079



O= 249.00
 H= 249.83
 L= 240.70
 L= 240.83
 Δ= -9.25

Tesla (TSLA) - daily chart



Support and Resistance

- 272.56 **** multi-wk contain UP**
- 269.40 **** multi-wk contain**

- 263.57 * minor
- 261.63 * minor
- 258.02 * minor

- 255.77 * session containment**

- 253.78 * minor
- 250.08 * intra-day containment
- 246.29 * minor
- 242.94 * minor

- 239.23 **** multi-week contain**

- 235.00 * minor
- 232.13 * minor
- 230.09 * minor

- 227.20 * session containment**

- 225.07 * minor
- 223.43 * intra-day containment
- 219.41 * minor
- 216.27 * minor

- 213.65 *** weekly containment**

Jun 23 Jul Aug Sep Oct Nov Dec Jan 24 Feb Mar Apr May Jun Jul Aug Sep Oct Nov Dec Jan 25
 CQG Inc. © 2024 All rights reserved worldwide. <https://www.cqg.com> S.TSLA - Tesla Inc., Daily | Mon Oct 07 2024 14:03:17, CQG 24.12.8075



O= 249.00
 H= 249.83
 L= 240.70
 C= 240.83
 Δ= -9.25

Tesla (TSLA) - daily chart



Support and Resistance

- 272.56** **** multi-wk contain UP
- 269.40** **** multi-wk contain
- 263.57 * minor
- 261.63 * minor
- 258.02 * minor
- 255.77** * session containment
- 253.78 * minor
- 250.08 * intra-day containment
- 246.29 * minor
- 242.94 * minor
- 239.23** **** multi-week contain
- 235.00 * minor
- 232.13 * minor
- 230.09 * minor
- 227.20** * session containment
- 225.07 * minor
- 223.43 * intra-day containment
- 219.41 * minor
- 216.27 * minor
- 213.65** *** weekly containment



O= 249.00
 H= 249.83
 L= 240.70
 L= 240.83
 Δ= -9.25

Tesla (TSLA) - daily chart



Support and Resistance

- 272.56 **** multi-wk contain UP**
- 269.40 **** multi-wk contain**
- 263.57 * minor
- 261.63 * minor
- 258.02 * minor
- 255.77 * session containment**
- 253.78 * minor
- 250.08 * intra-day containment
- 246.29 * minor
- 242.94 * minor
- 240.83**
- 239.23 **** multi-week contain**
- 235.00 * minor
- 232.13 * minor
- 230.09 * minor
- 227.20 * session containment**
- 225.07 * minor
- 223.43 * intra-day containment
- 219.41 * minor
- 216.27 * minor
- 213.65 *** weekly containment**



O= 249.00
 H= 249.83
 L= 240.70
 L= 240.83
 Δ= -9.25

Tesla (TSLA) - daily chart



Support and Resistance

- 272.56 **** multi-wk contain UP**
- 269.40 **** multi-wk contain**
- 263.57 * minor
- 261.63 * minor
- 258.02 * minor
- 255.77 * session containment**
- 253.78 * minor
- 250.08 * intra-day containment
- 246.29 * minor
- 242.94 * minor
- 239.23 **** multi-week contain**
- 235.00 * minor
- 232.13 * minor
- 230.09 * minor
- 227.20 * session containment**
- 225.07 * minor
- 223.43 * intra-day containment
- 219.41 * minor
- 216.27 * minor
- 213.65 *** weekly containment**



O= 249.00
 H= 249.83
 L= 240.70
 L= 240.83
 Δ= -9.25

Tesla (TSLA) - daily chart



Support and Resistance

- 272.56 **** multi-wk contain UP**
- 269.40 **** multi-wk contain**
- 263.57 * minor
- 261.63 * minor
- 258.02 * minor
- 255.77 * session containment**
- 253.78 * minor
- 250.08 * intra-day containment
- 246.29 * minor
- 242.94 * minor
- 240.83**
- 239.23 **** multi-week contain**
- 235.00 * minor
- 232.13 * minor
- 230.09 * minor
- 227.20 * session containment**
- 225.07 * minor
- 223.43 * intra-day containment
- 219.41 * minor
- 216.27 * minor
- 213.65 *** weekly containment**

COG Inc. © 2024 All rights reserved worldwide. <https://www.cog.com>

S:TSLA - Tesla Inc., Daily | Mon Oct 07 2024 14:07:13, COG 24-12-8078

