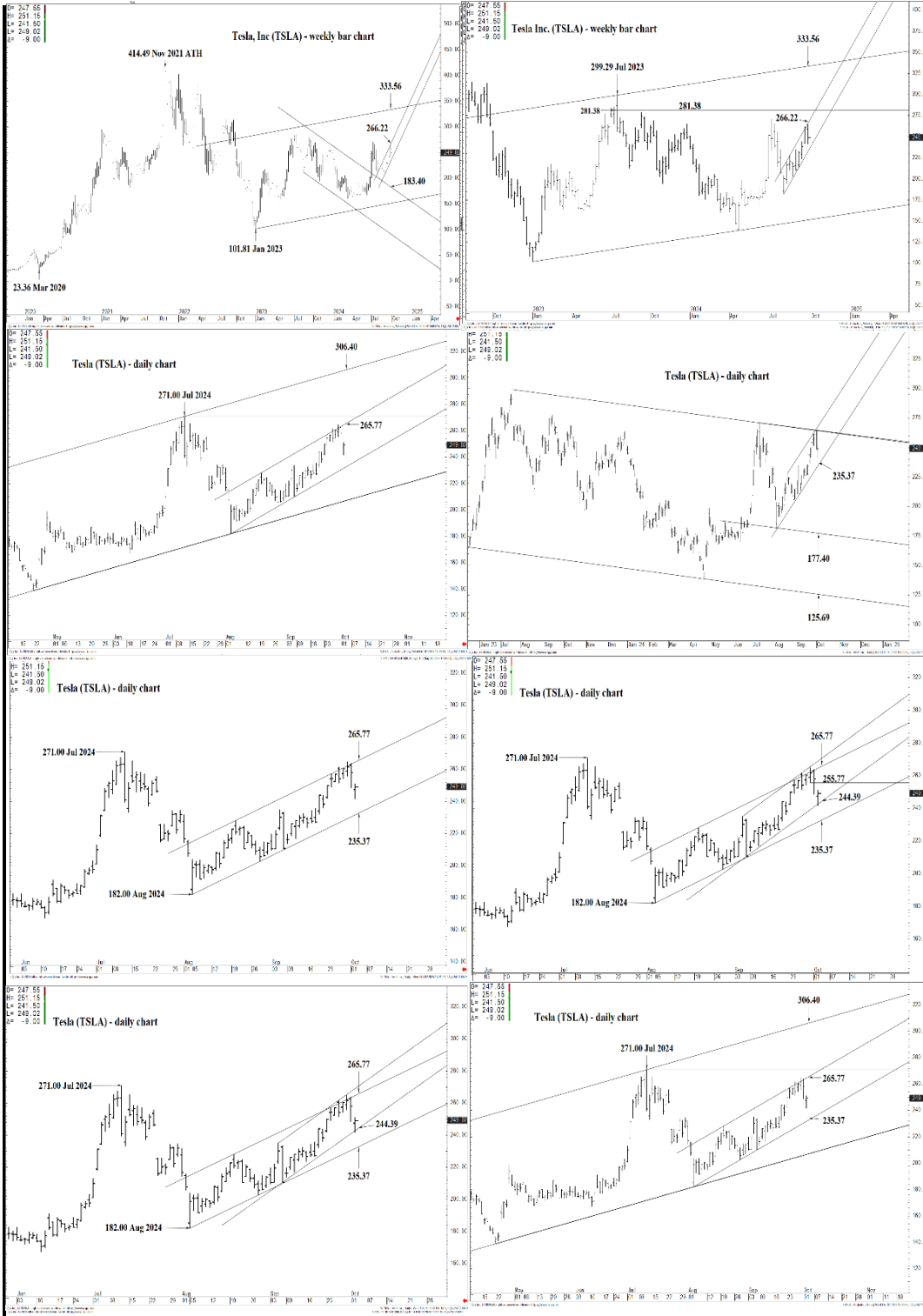




# WICKED STOCKS

DIRECTIONAL CLARITY FOR THE ACTIVE INVESTOR



## Support and Resistance

- 281.38** \* session containment
- 278.98 \* minor
- 274.39 \* minor
- 271.00 \* intra-day containment
- 268.94 \* minor

- 266.22** \*\*\*\* multi-wk contain UP
- 265.77** \*\*\*\* multi-wk contain

- 261.63 \* minor
- 258.02 \* minor
- 255.94 \* intra-day containment
- 253.18 \* minor
- 250.42 \* minor
- 247.15 \* minor

- 244.39** \* session containment

- 241.50 \* minor
- 238.25 \* minor

- 235.37** \*\*\*\* multi-week contain

O= 247.55  
 H= 251.15  
 L= 241.50  
 L= 249.02  
 Δ= -9.00

### Tesla, Inc (TSLA) - weekly bar chart



### Support and Resistance

- 281.38** \* session containment
- 278.98 \* minor
- 274.39 \* minor
- 271.00 \* intra-day containment
- 268.94 \* minor
- 266.22** \*\*\*\* multi-wk contain UP
- 265.77** \*\*\*\* multi-wk contain
- 261.63 \* minor
- 258.02 \* minor
- 255.94 \* intra-day containment
- 253.18 \* minor
- 250.42 \* minor
- 247.15 \* minor
- 244.39** \* session containment
- 241.50 \* minor
- 238.25 \* minor
- 235.37** \*\*\*\* multi-week contain



O= 247.55  
H= 251.15  
L= 241.50  
L= 249.02  
Δ= -9.00

# Tesla Inc. (TSLA) - weekly bar chart



## Support and Resistance

- 281.38** \* session containment
- 278.98 \* minor
- 274.39 \* minor
- 271.00 \* intra-day containment
- 268.94 \* minor
- 266.22** \*\*\*\* multi-wk contain UP
- 265.77** \*\*\*\* multi-wk contain
- 261.63 \* minor
- 258.02 \* minor
- 255.94 \* intra-day containment
- 253.18 \* minor
- 250.42 \* minor
- 247.15 \* minor
- 244.39** \* session containment
- 241.50 \* minor
- 238.25 \* minor
- 235.37** \*\*\*\* multi-week contain



O= 247.55  
 H= 251.15  
 L= 241.50  
 L= 249.02  
 Δ= -9.00

# Tesla (TSLA) - daily chart



## Support and Resistance

- 281.38** \* session containment
- 278.98 \* minor
- 274.39 \* minor
- 271.00 \* intra-day containment
- 268.94 \* minor
- 266.22** \*\*\*\* multi-wk contain UP
- 265.77** \*\*\*\* multi-wk contain
- 249.02
- 261.63 \* minor
- 258.02 \* minor
- 255.94 \* intra-day containment
- 253.18 \* minor
- 250.42 \* minor
- 247.15 \* minor
- 244.39** \* session containment
- 241.50 \* minor
- 238.25 \* minor
- 235.37** \*\*\*\* multi-week contain



O= 247.55  
 H= 251.15  
 L= 241.50  
 L= 249.02  
 Δ= -9.00

### Tesla (TSLA) - daily chart



### Support and Resistance

- 281.38** \* session containment
- 278.98 \* minor
- 274.39 \* minor
- 271.00 \* intra-day containment
- 268.94 \* minor
- 266.22** \*\*\*\* multi-wk contain UP
- 265.77** \*\*\*\* multi-wk contain
- 261.63 \* minor
- 258.02 \* minor
- 255.94 \* intra-day containment
- 253.18 \* minor
- 250.42 \* minor
- 247.15 \* minor
- 244.39** \* session containment
- 241.50 \* minor
- 238.25 \* minor
- 235.37** \*\*\*\* multi-week contain



O= 247.55  
 H= 251.15  
 L= 241.50  
 C= 249.02  
 Δ= -9.00

**Tesla (TSLA) - daily chart**



**Support and Resistance**

- 281.38** \* session containment
- 278.98 \* minor
- 274.39 \* minor
- 271.00 \* intra-day containment
- 268.94 \* minor
- 266.22** \*\*\*\* multi-wk contain UP
- 265.77** \*\*\*\* multi-wk contain
- 261.63 \* minor
- 258.02 \* minor
- 249.02**
- 255.94 \* intra-day containment
- 253.18 \* minor
- 250.42 \* minor
- 247.15 \* minor
- 244.39** \* session containment
- 241.50 \* minor
- 238.25 \* minor
- 235.37** \*\*\*\* multi-week contain

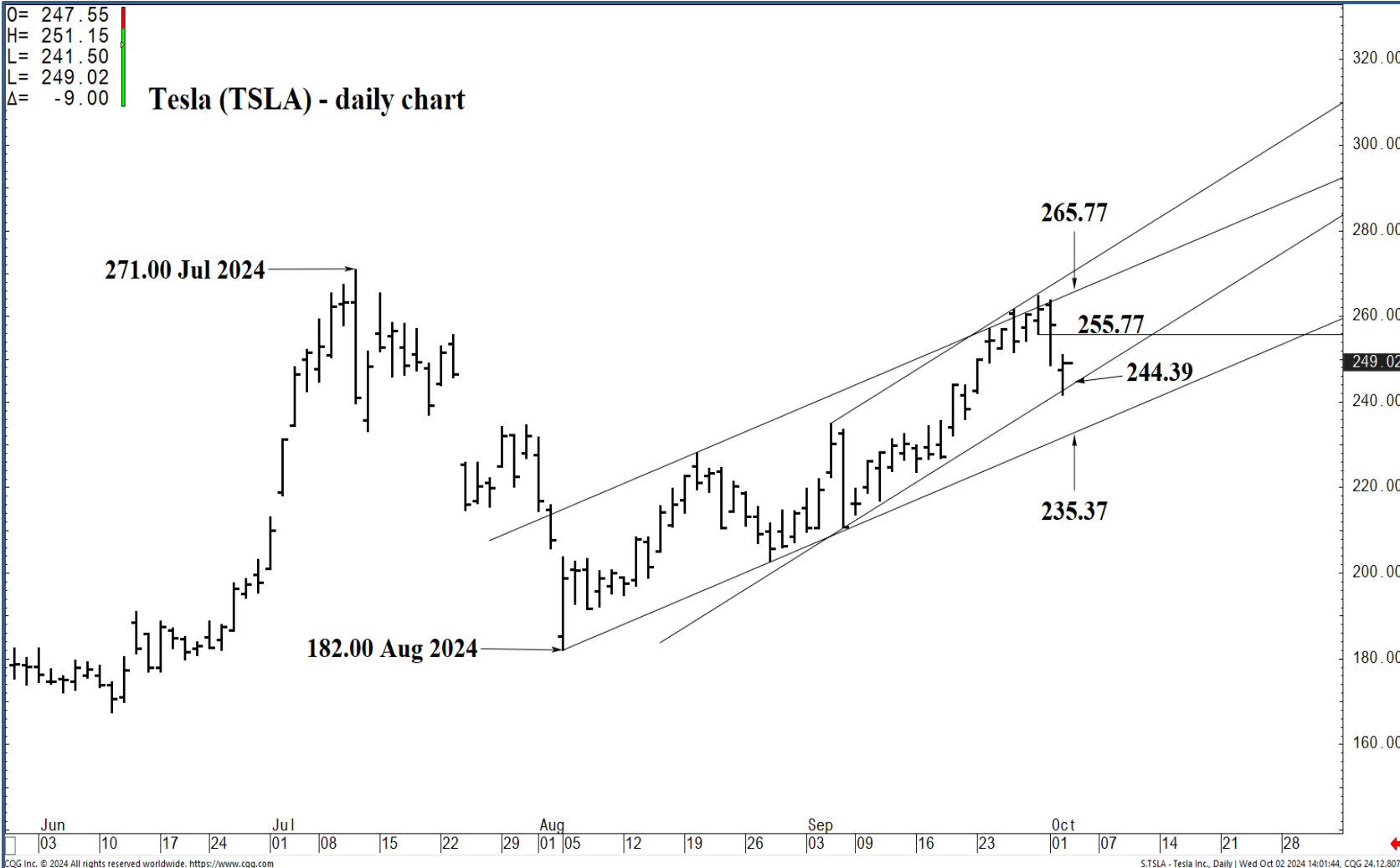
Jun 03 10 17 24 Jul 01 08 15 22 29 Aug 01 05 12 19 26 Sep 03 09 16 23 Oct 01 07 14 21 28

COG Inc. © 2024 All rights reserved worldwide. <http://www.cog.com> S:TSLA - Tesla Inc., Daily | Wed Oct 02 2024 14:01:21, COG 24.12.8079



O= 247.55  
 H= 251.15  
 L= 241.50  
 L= 249.02  
 Δ= -9.00

# Tesla (TSLA) - daily chart



## Support and Resistance

**281.38** \* session containment

278.98 \* minor

274.39 \* minor

271.00 \* intra-day containment

268.94 \* minor

**266.22** \*\*\*\* multi-wk contain UP

**265.77** \*\*\*\* multi-wk contain

261.63 \* minor

258.02 \* minor

255.94 \* intra-day containment

253.18 \* minor

250.42 \* minor

247.15 \* minor

**244.39** \* session containment

241.50 \* minor

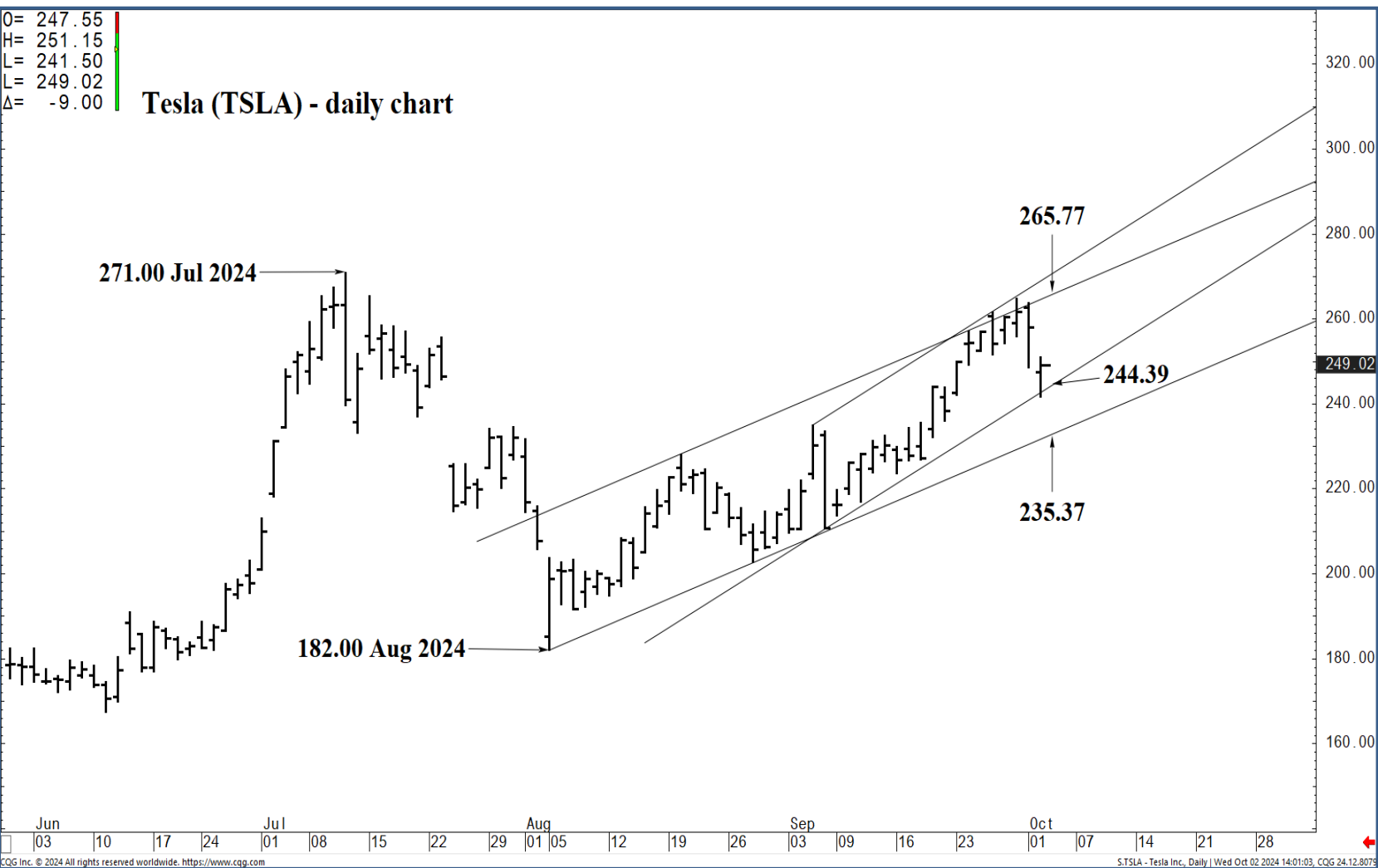
238.25 \* minor

**235.37** \*\*\*\* multi-week contain



O= 247.55  
 H= 251.15  
 L= 241.50  
 L= 249.02  
 Δ= -9.00

### Tesla (TSLA) - daily chart



### Support and Resistance

- 281.38** \* session containment
- 278.98 \* minor
- 274.39 \* minor
- 271.00 \* intra-day containment
- 268.94 \* minor
- 266.22** \*\*\*\* multi-wk contain UP
- 265.77** \*\*\*\* multi-wk contain
- 261.63 \* minor
- 258.02 \* minor
- 255.94 \* intra-day containment
- 253.18 \* minor
- 250.42 \* minor
- 247.15 \* minor
- 244.39** \* session containment
- 241.50 \* minor
- 238.25 \* minor
- 235.37** \*\*\*\* multi-week contain

COG Inc. © 2024 All rights reserved worldwide. <https://www.cog.com>

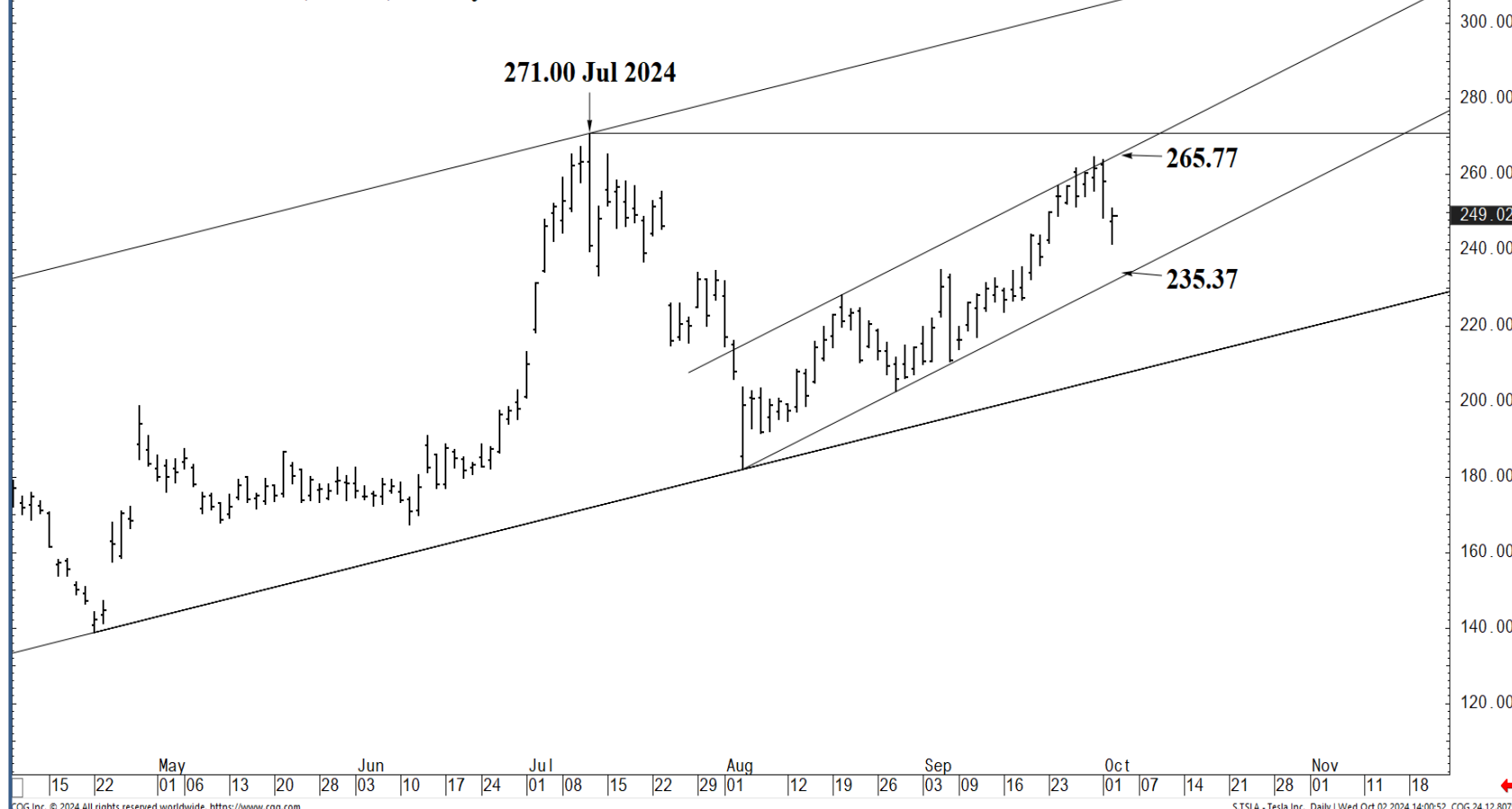
S:TSLA - Tesla Inc., Daily | Wed Oct 02 2024 14:01:03, COG 24.12.8079





O= 247.55  
 H= 251.15  
 L= 241.50  
 L= 249.02  
 Δ= -9.00

# Tesla (TSLA) - daily chart



## Support and Resistance

- 281.38** \* session containment
- 278.98 \* minor
- 274.39 \* minor
- 271.00 \* intra-day containment
- 268.94 \* minor
- 266.22** \*\*\*\* multi-wk contain UP
- 265.77** \*\*\*\* multi-wk contain
- 249.02
- 261.63 \* minor
- 258.02 \* minor
- 255.94 \* intra-day containment
- 253.18 \* minor
- 250.42 \* minor
- 247.15 \* minor
- 244.39** \* session containment
- 241.50 \* minor
- 238.25 \* minor
- 235.37** \*\*\*\* multi-week contain

