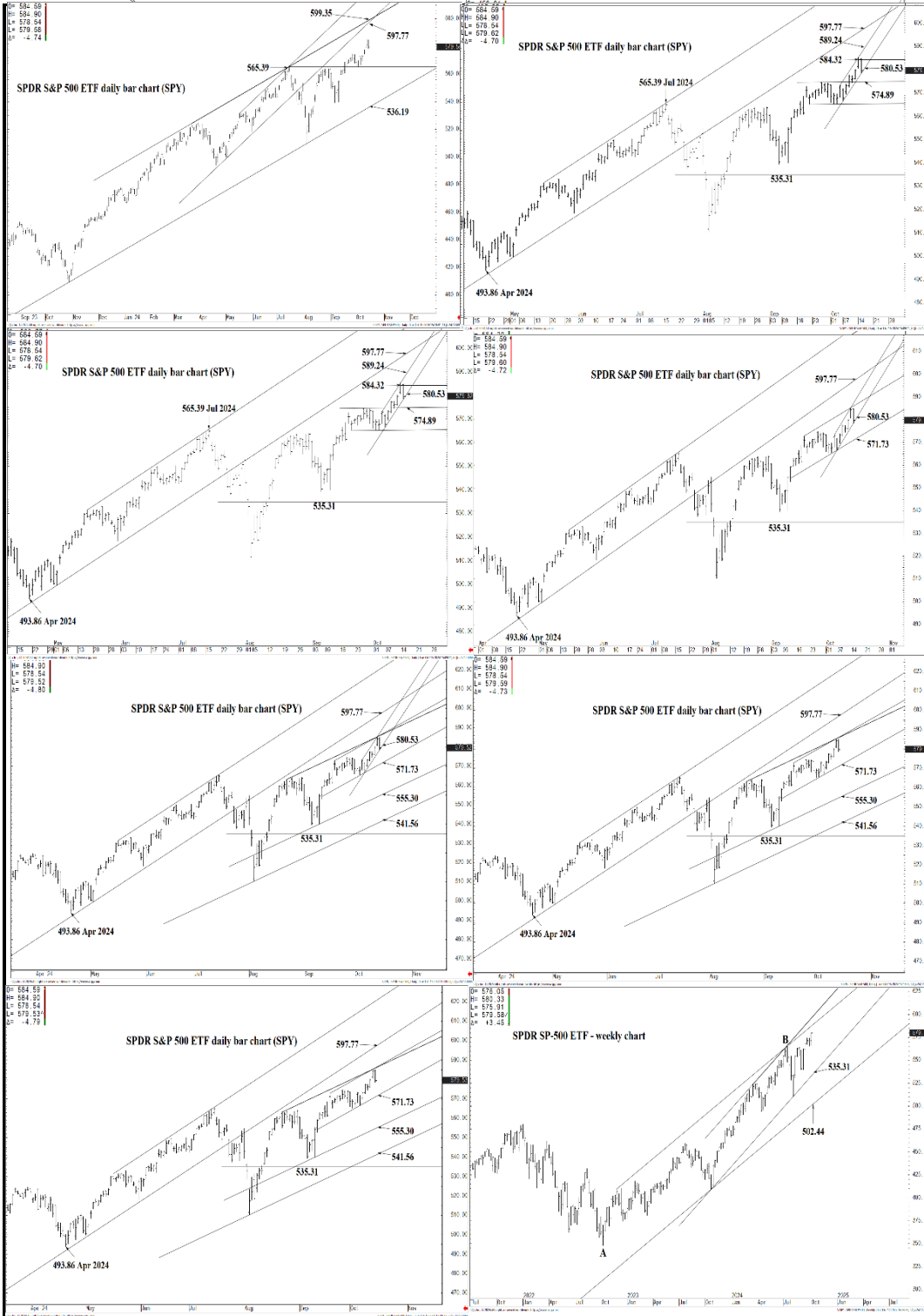




WICKED STOCKS

DIRECTIONAL CLARITY FOR THE ACTIVE INVESTOR

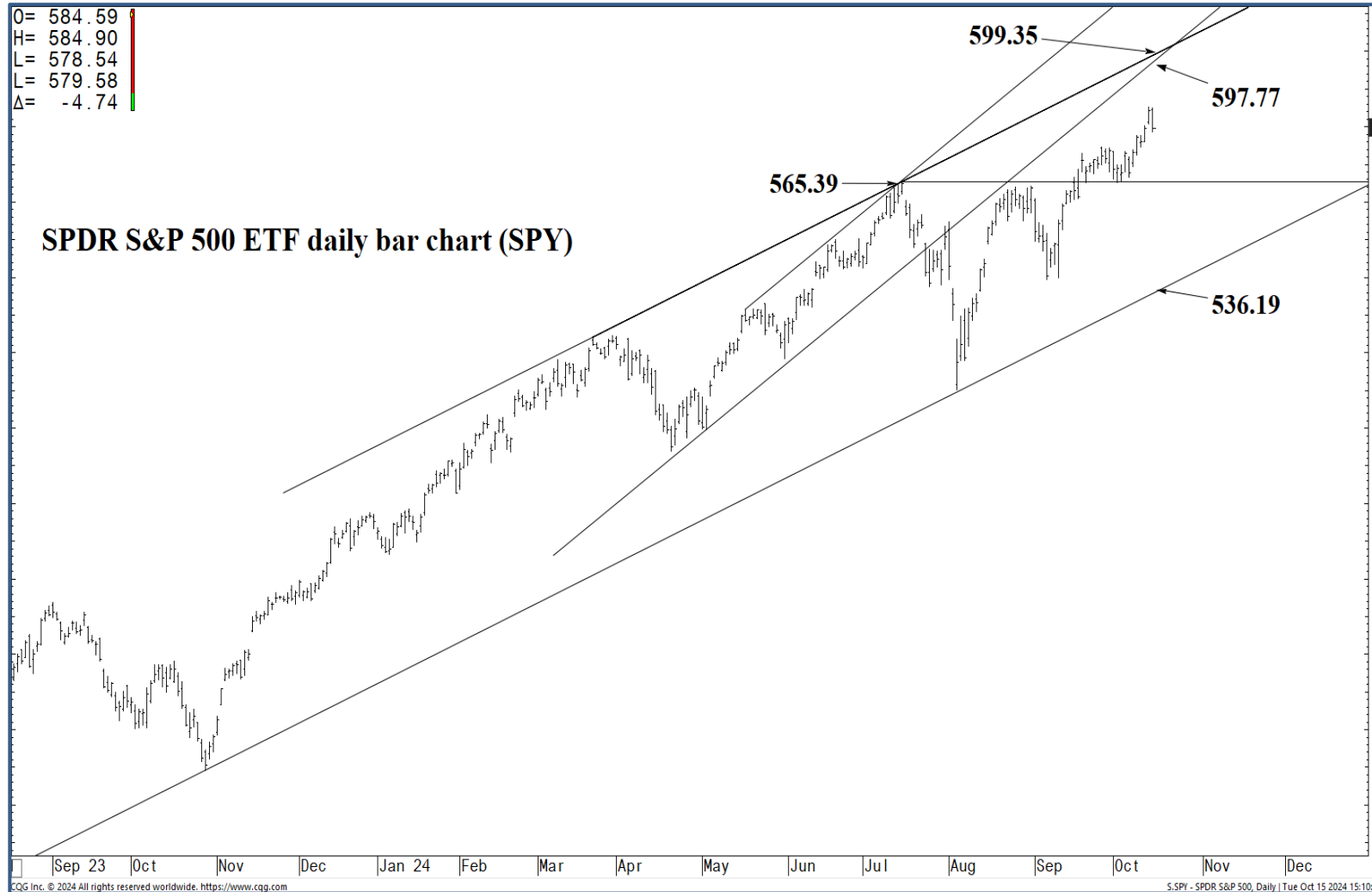


Support and Resistance

- 599.35 ***** Annual contain**
- 597.77 ***** multi-week contain**
- 594.78 * minor
- 591.10 * minor
- 589.24 * session containment UP**
- 586.45 * minor
- 584.32 * intra-day containment
- 582.58 * minor
- 580.53 * session containment DP**
- 577.71 * minor
- 574.89 * intra-day containment
- 572.88 * minor
- 571.73 *** weekly containment DP**
- 568.51 * minor
- 565.39 * intra-day containment
- 563.68 * minor
- 561.24 * minor
- 557.08 * minor
- 555.30 *** weekly containment**

O= 584.59
H= 584.90
L= 578.54
L= 579.58
Δ= -4.74

SPDR S&P 500 ETF daily bar chart (SPY)



Support and Resistance

- 599.35 ***** Annual contain**
- 597.77 ***** multi-week contain**
- 579.58
- 594.78 * minor
- 591.10 * minor
- 589.24 * session containment UP**
- 586.45 * minor
- 584.32 * intra-day containment
- 582.58 * minor
- 580.53 * session containment DP**
- 577.71 * minor
- 574.89 * intra-day containment
- 572.88 * minor
- 571.73 *** weekly containment DP**
- 568.51 * minor
- 565.39 * intra-day containment
- 563.68 * minor
- 561.24 * minor
- 557.08 * minor
- 555.30 *** weekly containment**

Sep 23
Oct
Nov
Dec
Jan 24
Feb
Mar
Apr
May
Jun
Jul
Aug
Sep
Oct
Nov
Dec

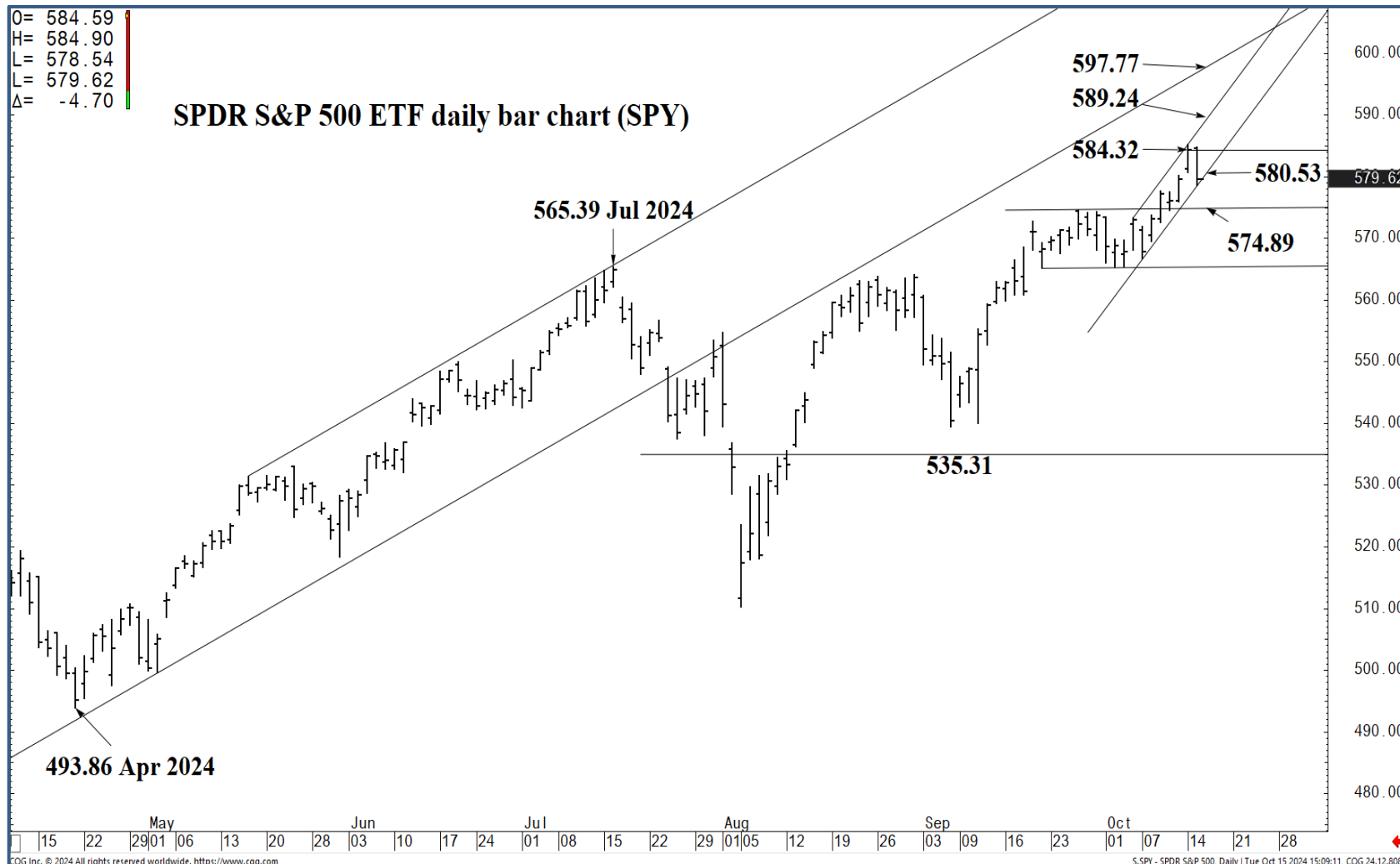
COG Inc. © 2024 All rights reserved worldwide. <https://www.cog.com>

S.SPY - SPDR S&P 500, Daily | Tue Oct 15 2024 15:10:01, COG 24.12.8083



O= 584.59
 H= 584.90
 L= 578.54
 L= 579.62
 Δ= -4.70

SPDR S&P 500 ETF daily bar chart (SPY)



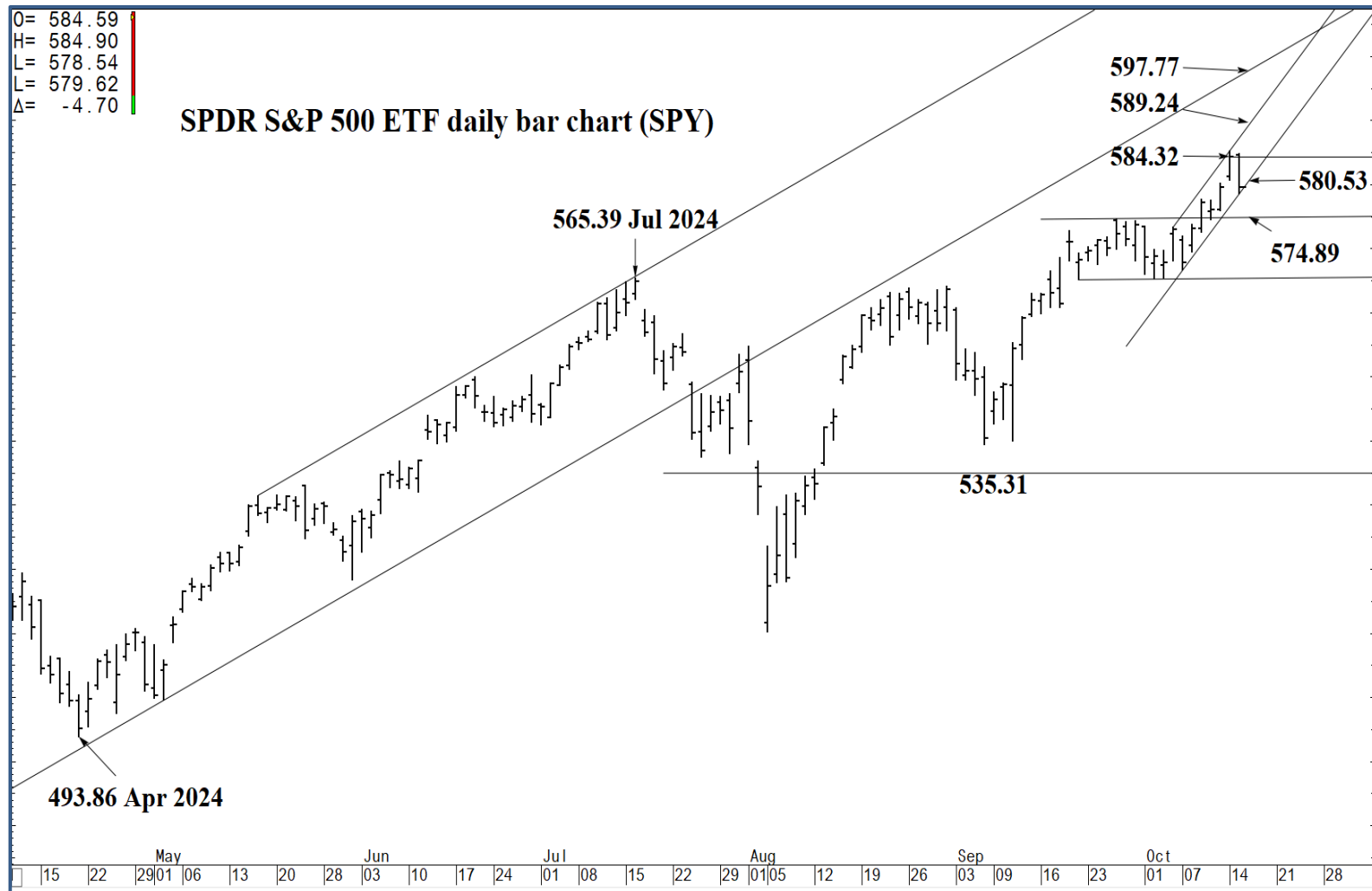
Support and Resistance

- 599.35 ***** Annual contain**
- 597.77 ***** multi-week contain**
- 594.78 * minor
- 591.10 * minor
- 589.24 * session containment UP**
- 586.45 * minor
- 584.32 * intra-day containment
- 582.58 * minor
- 580.53 * session containment DP**
- 577.71 * minor
- 574.89 * intra-day containment
- 572.88 * minor
- 571.73 *** weekly containment DP**
- 568.51 * minor
- 565.39 * intra-day containment
- 563.68 * minor
- 561.24 * minor
- 557.08 * minor
- 555.30 *** weekly containment**



O= 584.59
 H= 584.90
 L= 578.54
 C= 579.62
 Δ= -4.70

SPDR S&P 500 ETF daily bar chart (SPY)



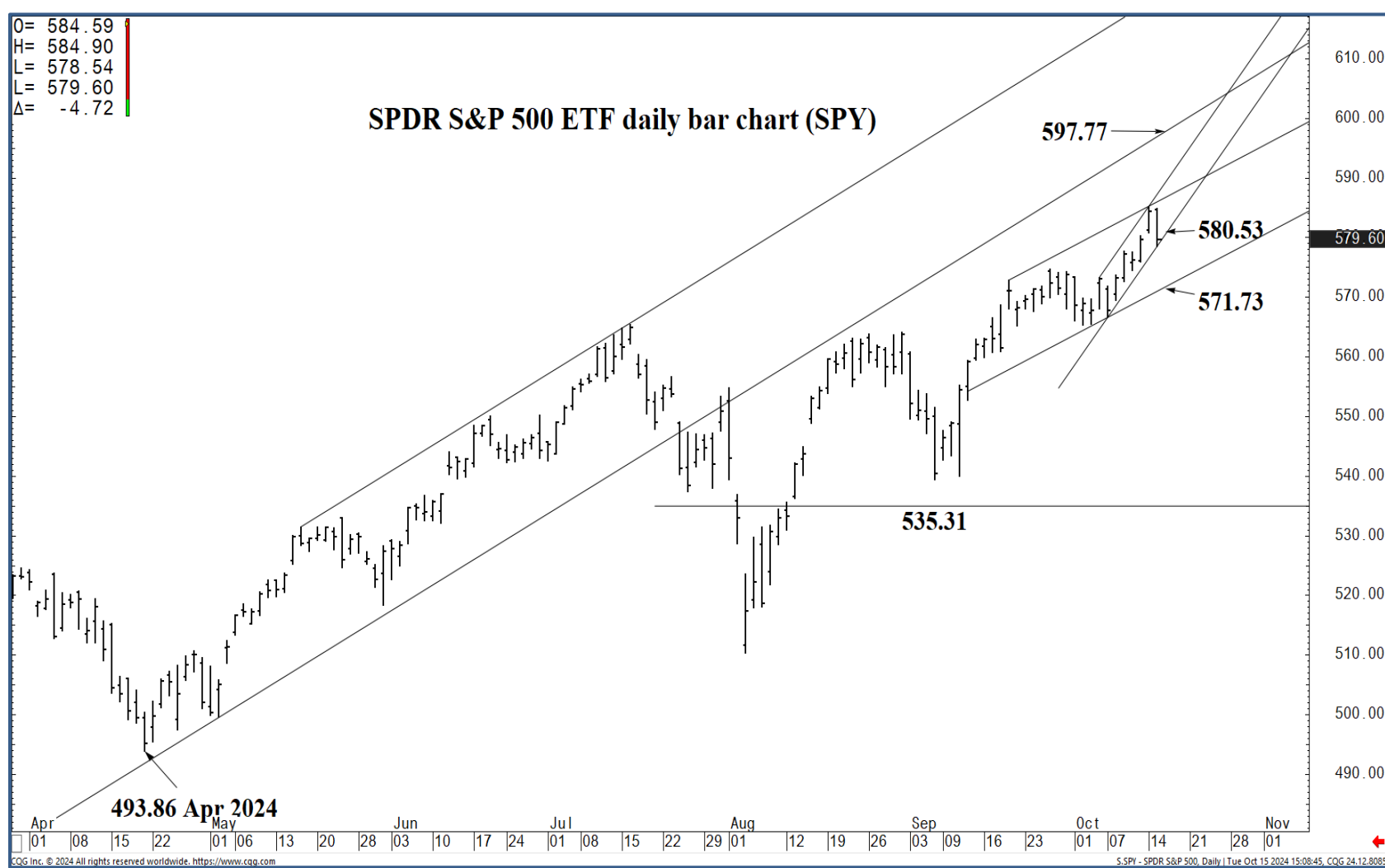
Support and Resistance

- 599.35 ***** Annual contain**
- 597.77 **** multi-week contain**
- 594.78 * minor
- 591.10 * minor
- 589.24 * session containment UP**
- 586.45 * minor
- 584.32 * intra-day containment
- 582.58 * minor
- 580.53 * session containment DP**
- 577.71 * minor
- 574.89 * intra-day containment
- 572.88 * minor
- 571.73 *** weekly containment DP**
- 568.51 * minor
- 565.39 * intra-day containment
- 563.68 * minor
- 561.24 * minor
- 557.08 * minor
- 555.30 *** weekly containment**



O= 584.59
 H= 584.90
 L= 578.54
 C= 579.60
 Δ= -4.72

SPDR S&P 500 ETF daily bar chart (SPY)



Support and Resistance

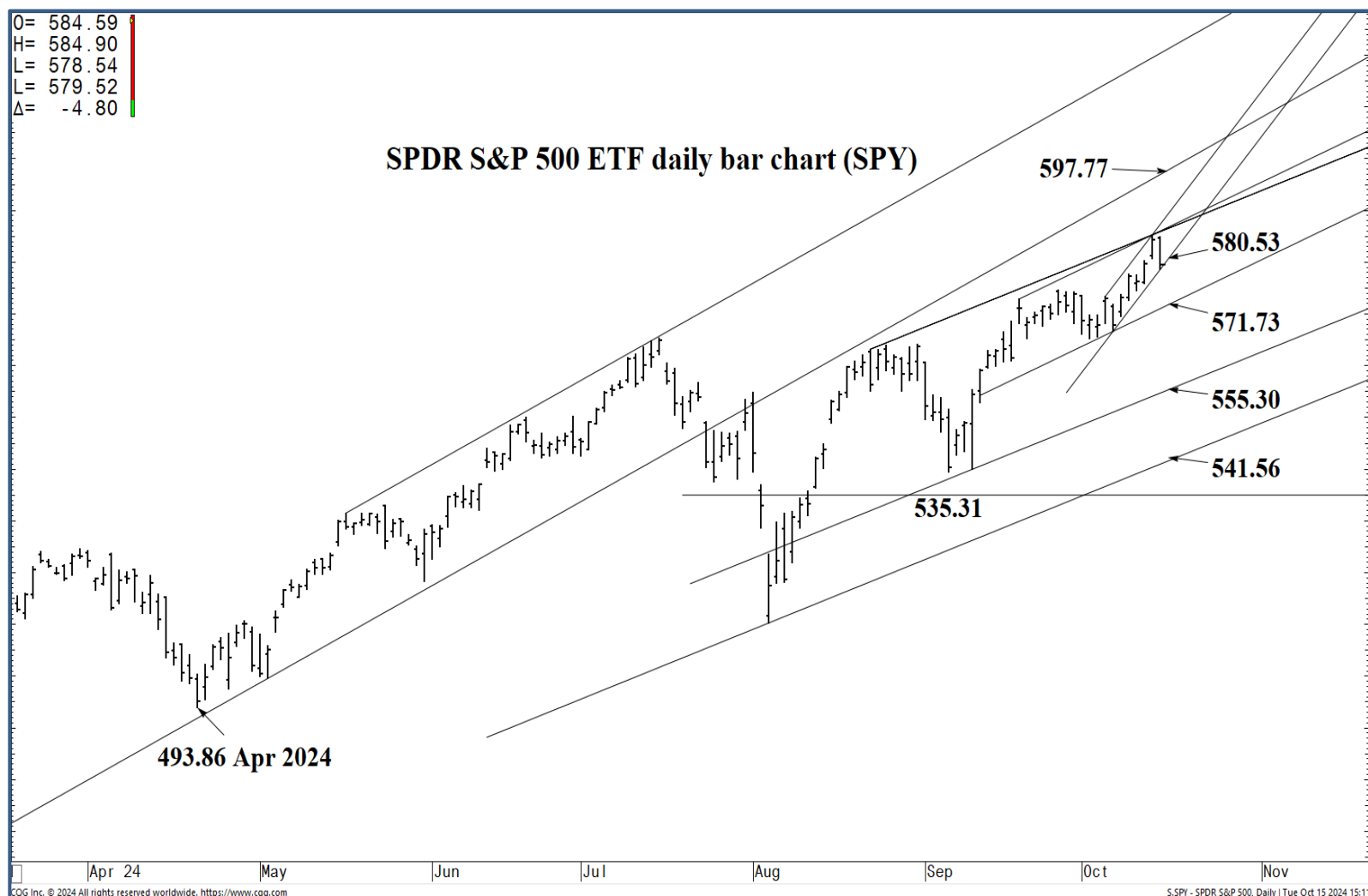
- 599.35 ***** Annual contain**
- 597.77 **** multi-week contain**
- 594.78 * minor
- 591.10 * minor
- 589.24 * session containment UP**
- 586.45 * minor
- 584.32 * intra-day containment
- 582.58 * minor
- 580.53 * session containment DP**
- 577.71 * minor
- 574.89 * intra-day containment
- 572.88 * minor
- 571.73 *** weekly containment DP**
- 568.51 * minor
- 565.39 * intra-day containment
- 563.68 * minor
- 561.24 * minor
- 557.08 * minor
- 555.30 *** weekly containment**

CG Inc. © 2024 All rights reserved worldwide. <https://www.cqg.com> S.SPY - SPDR S&P 500, Daily | Tue Oct 15 2024 15:08:45, CQG 24.12.8085



O= 584.59
 H= 584.90
 L= 578.54
 L= 579.52
 Δ= -4.80

SPDR S&P 500 ETF daily bar chart (SPY)



Support and Resistance

620.00
 610.00
 600.00
 590.00
 580.00
 570.00
 560.00
 550.00
 540.00
 530.00
 520.00
 510.00
 500.00
 490.00
 480.00
 470.00

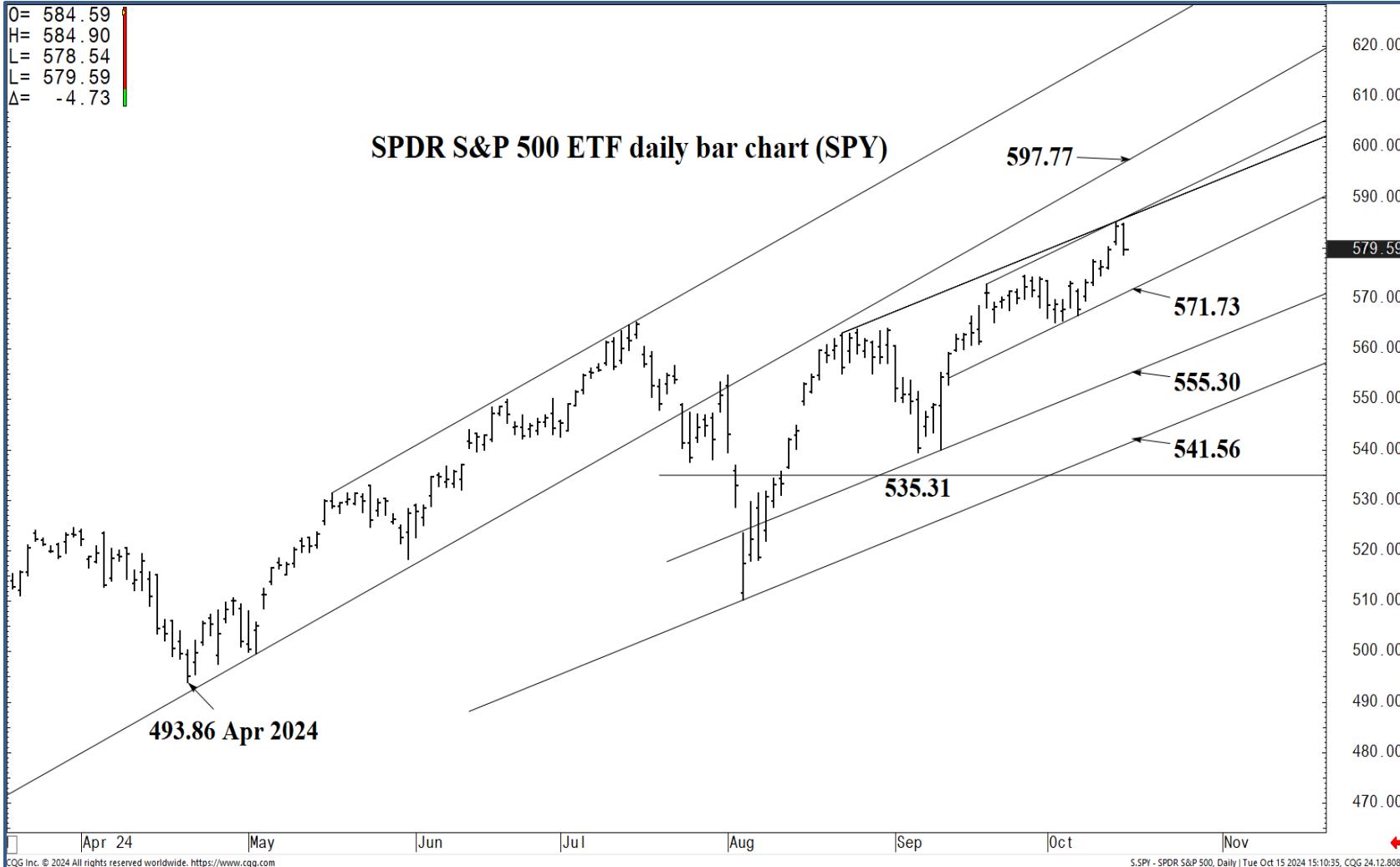
- 599.35** ***** Annual contain
- 597.77** **** multi-week contain
- 594.78 * minor
- 591.10 * minor
- 589.24** * session containment UP
- 579.52**
- 586.45 * minor
- 584.32 * intra-day containment
- 582.58 * minor
- 580.53** * session containment DP
- 577.71 * minor
- 574.89 * intra-day containment
- 572.88 * minor
- 571.73** *** weekly containment DP
- 568.51 * minor
- 565.39 * intra-day containment
- 563.68 * minor
- 561.24 * minor
- 557.08 * minor
- 555.30** *** weekly containment

Apr 24 | May | Jun | Jul | Aug | Sep | Oct | Nov



O= 584.59
 H= 584.90
 L= 578.54
 C= 579.59
 Δ= -4.73

SPDR S&P 500 ETF daily bar chart (SPY)



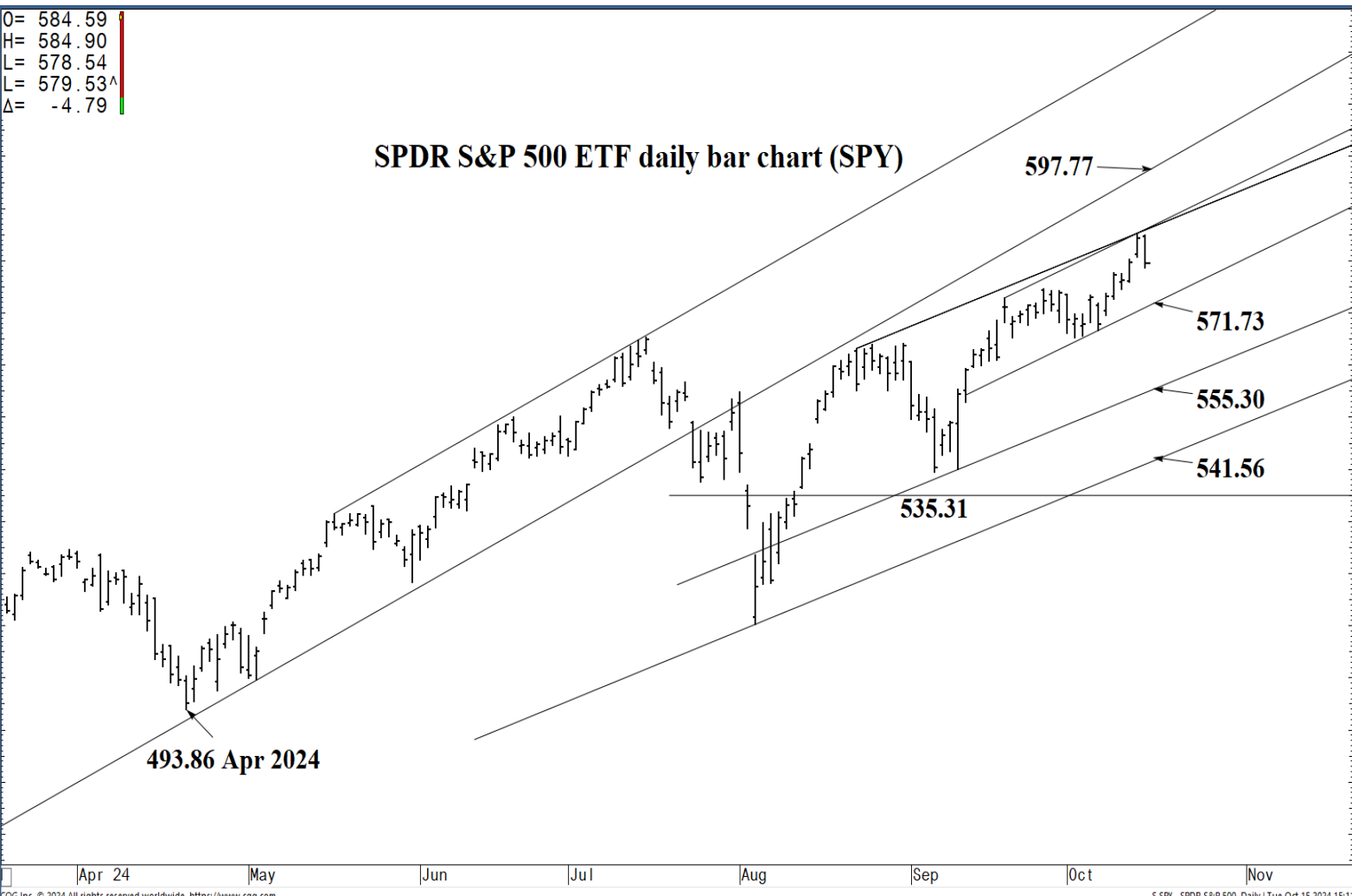
Support and Resistance

- 599.35** ***** Annual contain
- 597.77** **** multi-week contain
- 594.78 * minor
- 591.10 * minor
- 589.24** * session containment UP
- 579.59**
- 586.45 * minor
- 584.32 * intra-day containment
- 582.58 * minor
- 580.53** * session containment DP
- 577.71 * minor
- 574.89 * intra-day containment
- 572.88 * minor
- 571.73** *** weekly containment DP
- 568.51 * minor
- 565.39 * intra-day containment
- 563.68 * minor
- 561.24 * minor
- 557.08 * minor
- 555.30** *** weekly containment



O= 584.59
 H= 584.90
 L= 578.54
 L= 579.53^
 Δ= -4.79

SPDR S&P 500 ETF daily bar chart (SPY)



Support and Resistance

- 599.35 ***** Annual contain**
- 597.77 ***** multi-week contain**
- 594.78 * minor
- 591.10 * minor
- 589.24 * session containment UP**
- 579.53
- 586.45 * minor
- 584.32 * intra-day containment
- 582.58 * minor
- 580.53 * session containment DP**
- 577.71 * minor
- 574.89 * intra-day containment
- 572.88 * minor
- 571.73 *** weekly containment DP**
- 568.51 * minor
- 565.39 * intra-day containment
- 563.68 * minor
- 561.24 * minor
- 557.08 * minor
- 555.30 *** weekly containment**

Apr 24 | May | Jun | Jul | Aug | Sep | Oct | Nov

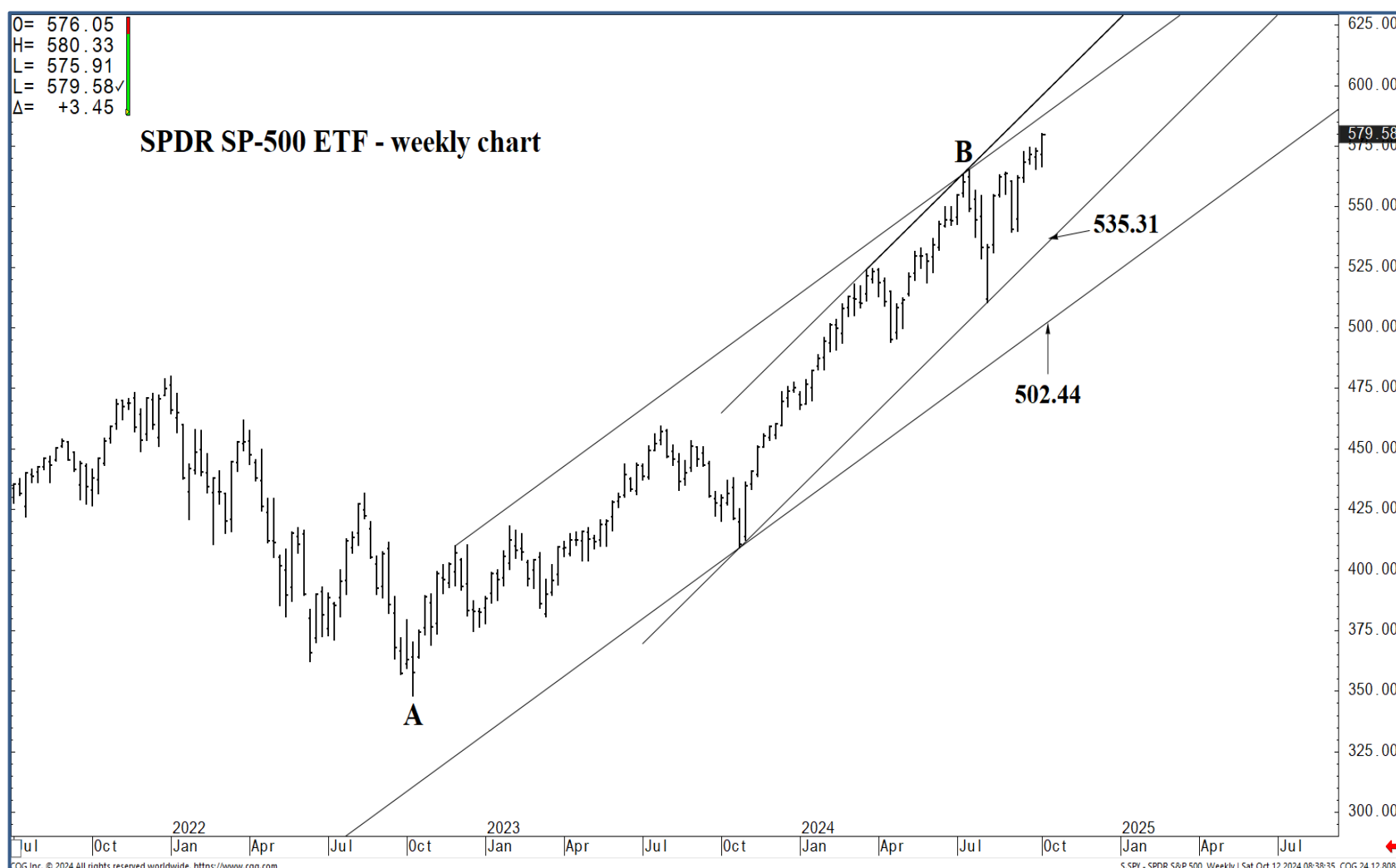
COG Inc. © 2024 All rights reserved worldwide. <https://www.cog.com>

S:SPY - SPDR S&P 500, Daily | Tue Oct 15 2024 15:11:33, COG 24.12.8088



O= 576.05
 H= 580.33
 L= 575.91
 L= 579.58✓
 Δ= +3.45

SPDR SP-500 ETF - weekly chart



Support and Resistance

- 599.35** ***** Annual contain
- 597.77** ***** multi-week contain
- 579.58
- 579.00
- 594.78 * minor
- 591.10 * minor
- 589.24** * session containment UP
- 586.45 * minor
- 584.32 * intra-day containment
- 582.58 * minor
- 580.53** * session containment DP
- 577.71 * minor
- 574.89 * intra-day containment
- 572.88 * minor
- 571.73** *** weekly containment DP
- 568.51 * minor
- 565.39 * intra-day containment
- 563.68 * minor
- 561.24 * minor
- 557.08 * minor
- 555.30** *** weekly containment

