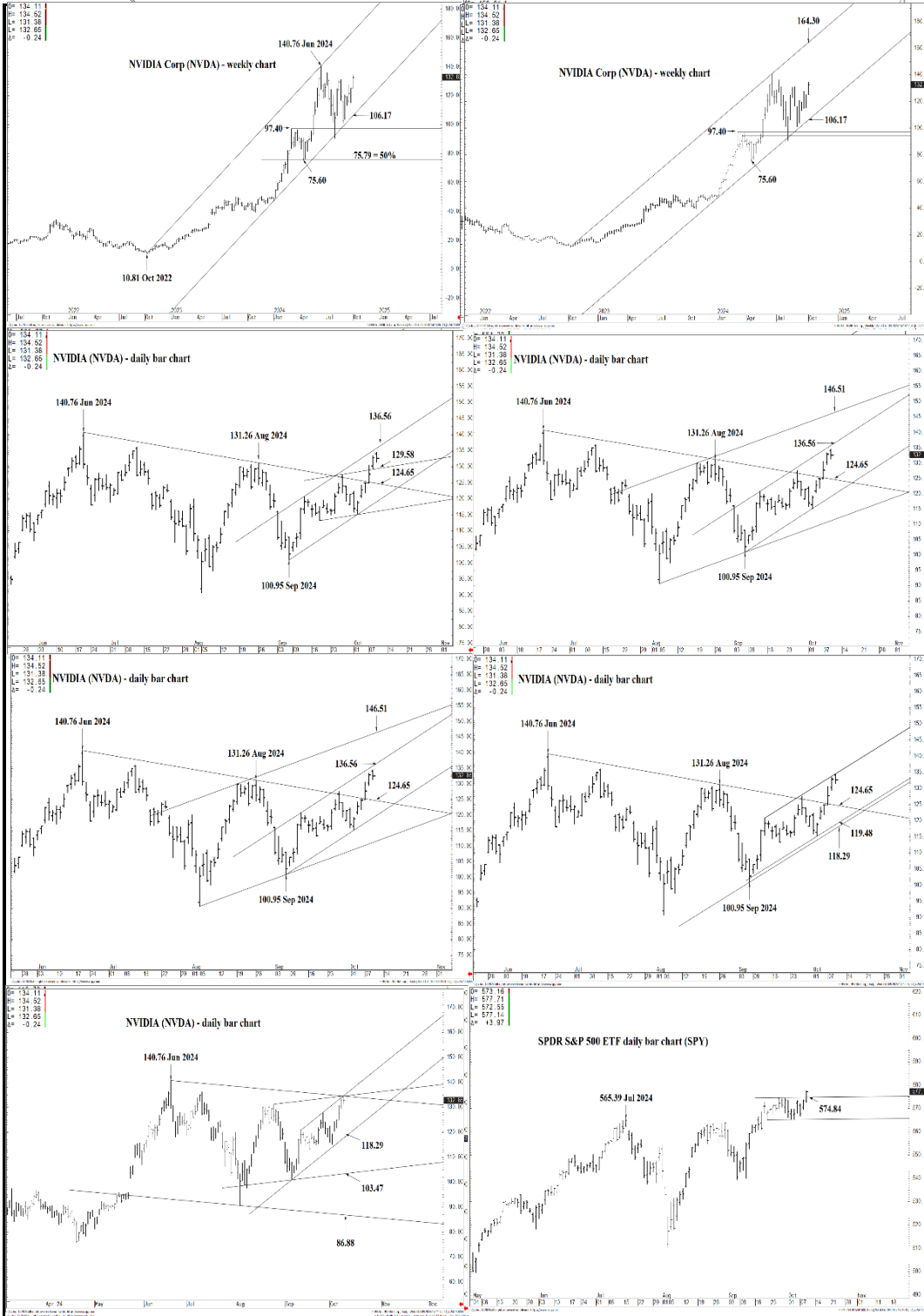




# WICKED STOCKS

DIRECTIONAL CLARITY FOR THE ACTIVE INVESTOR

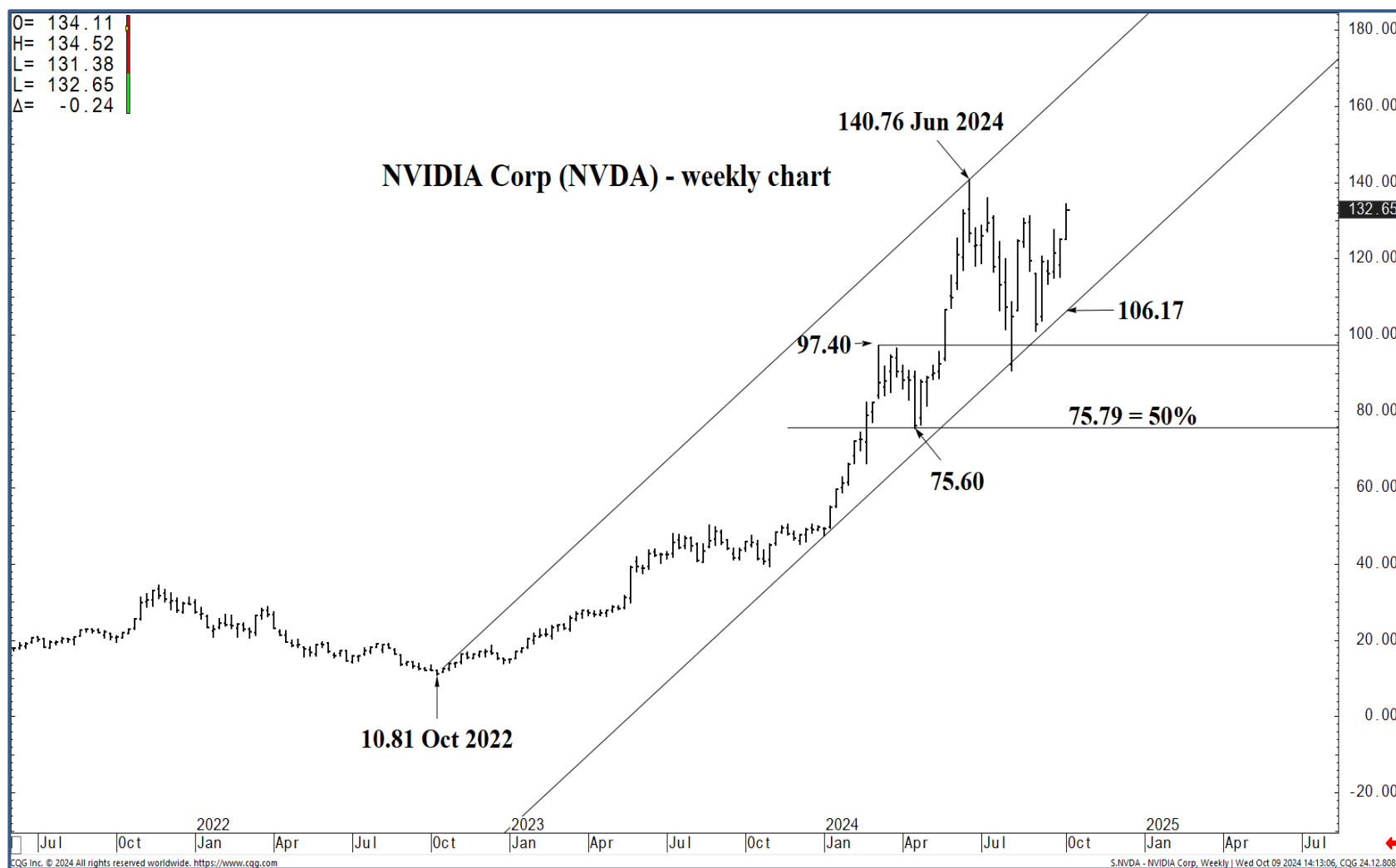


## Support and Resistance

- 146.51 \*\*\*\* multi-week contain**
- 143.57 \* minor
- 142.15 \* minor
- 140.76 \* intra-day containment
- 138.77 \* minor
- 136.56 \*\*\* weekly containment**
- 135.54 \* minor
- 134.19 \* minor
- 132.89 \* minor
- 131.26 \* minor
- 129.58 \* intra-day containment
- 127.72 \* minor
- 126.80 \* minor
- 124.65 \*\* session containment UP**
- 122.80 \* minor
- 121.56 \* intra-day containment
- 120.38 \* minor
- 119.48 \*\*\* weekly containment DP**
- 118.29 \*\*\* weekly containment DP**

O= 134.11  
H= 134.52  
L= 131.38  
L= 132.65  
Δ= -0.24

**NVIDIA Corp (NVDA) - weekly chart**



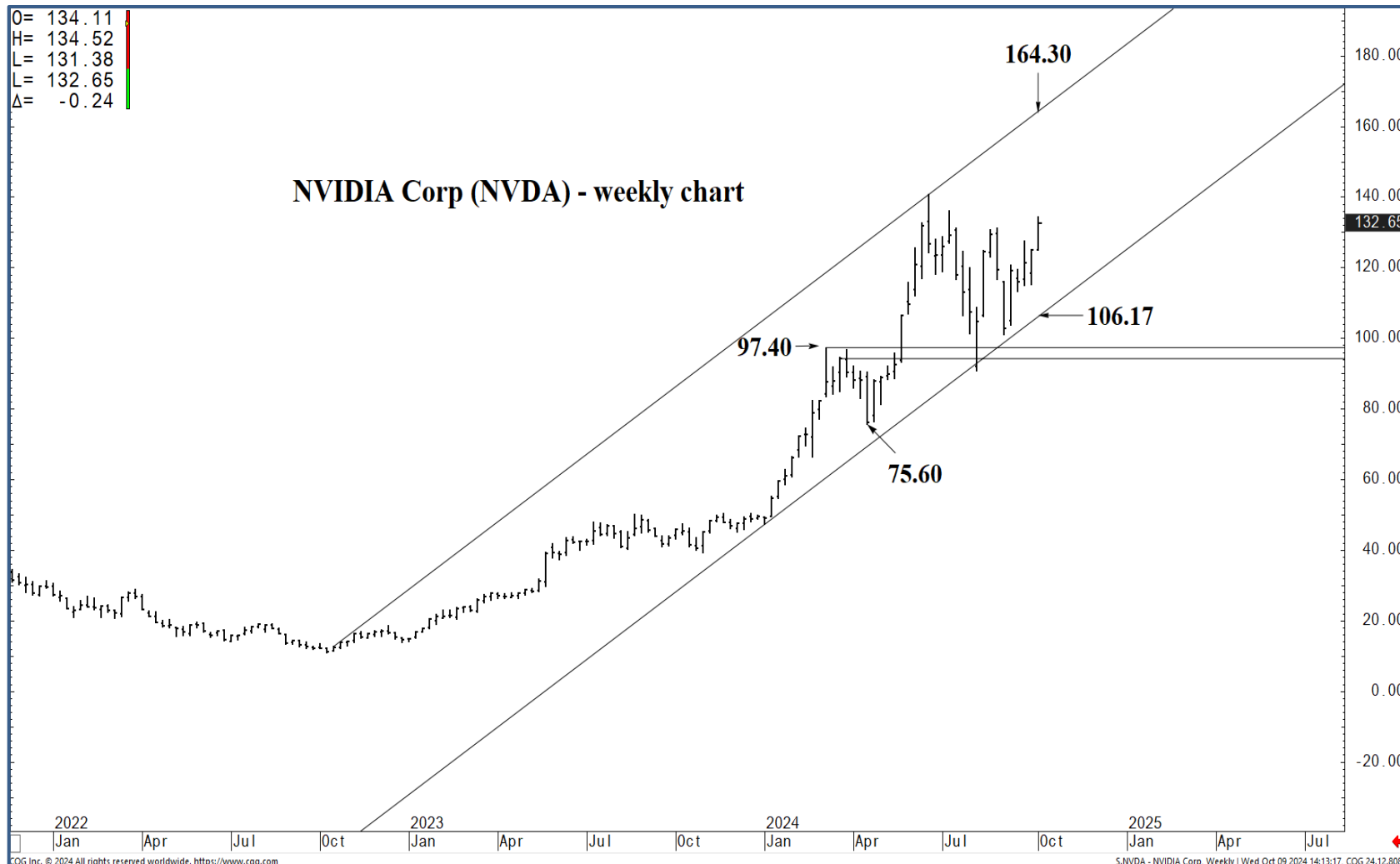
**Support and Resistance**

- 146.51 \*\*\*\* multi-week contain**
- 143.57 \* minor
- 142.15 \* minor
- 140.76 \* intra-day containment
- 138.77 \* minor
- 136.56 \*\*\* weekly containment**
- 135.54 \* minor
- 134.19 \* minor
- 132.89 \* minor
- 131.26 \* minor
- 129.58 \* intra-day containment
- 127.72 \* minor
- 126.80 \* minor
- 124.65 \* session containment UP**
- 122.80 \* minor
- 121.56 \* intra-day containment
- 120.38 \* minor
- 119.48 \*\*\* weekly containment DP**
- 118.29 \*\*\* weekly containment DP**



O= 134.11  
 H= 134.52  
 L= 131.38  
 L= 132.65  
 Δ= -0.24

### NVIDIA Corp (NVDA) - weekly chart



### Support and Resistance

- 146.51 \*\*\*\* multi-week contain**
- 143.57 \* minor
- 142.15 \* minor
- 140.76 \* intra-day containment
- 138.77 \* minor
- 132.65**
- 136.56 \*\*\* weekly containment**
- 135.54 \* minor
- 134.19 \* minor
- 132.89 \* minor
- 131.26 \* minor
- 129.58 \* intra-day containment
- 127.72 \* minor
- 126.80 \* minor
- 124.65 \* session containment UP**
- 122.80 \* minor
- 121.56 \* intra-day containment
- 120.38 \* minor
- 119.48 \*\*\* weekly containment DP**
- 118.29 \*\*\* weekly containment DP**



O= 134.11  
 H= 134.52  
 L= 131.38  
 Δ= -0.24

# NVIDIA (NVDA) - daily bar chart



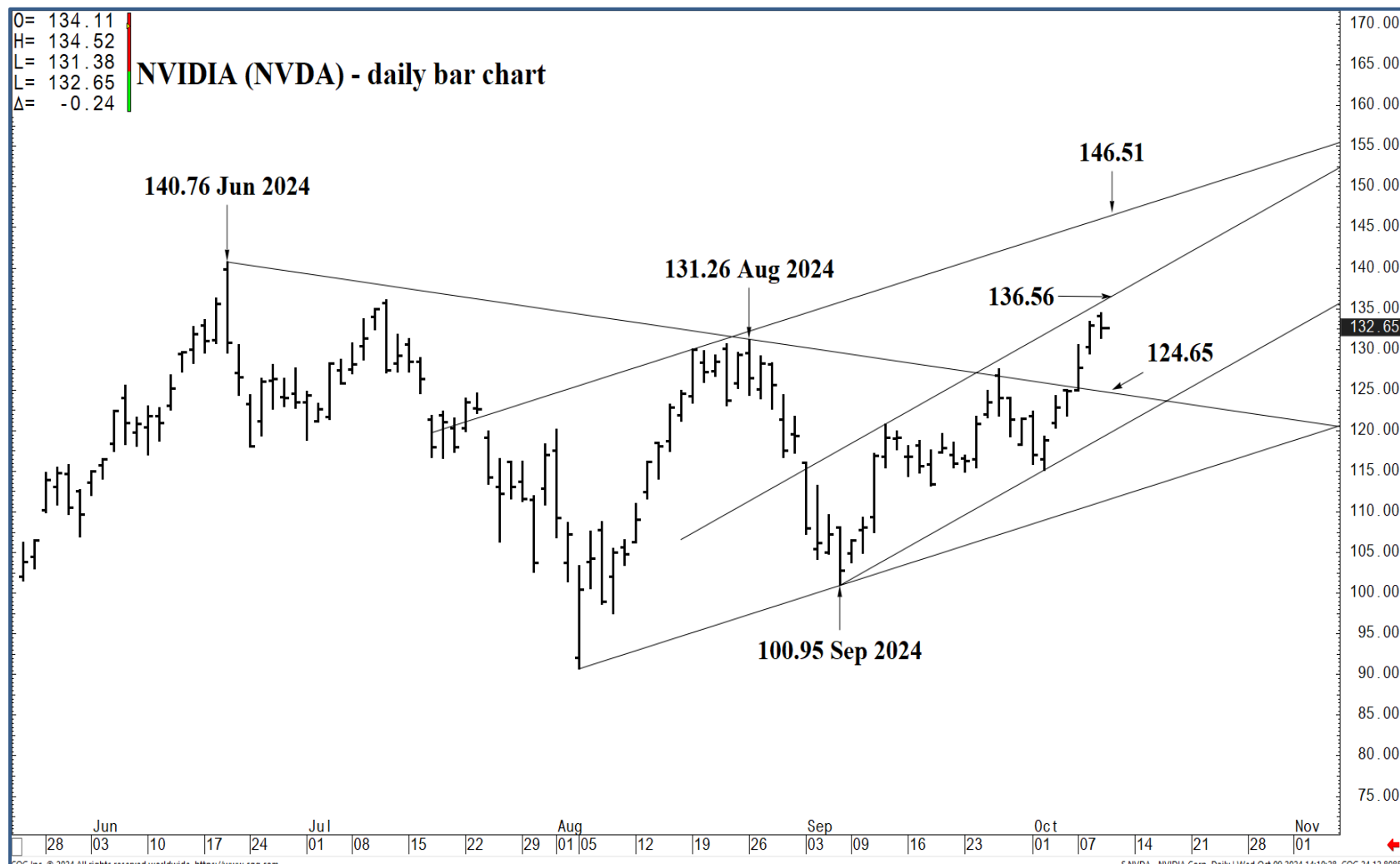
## Support and Resistance

- 146.51 \*\*\*\* multi-week contain**
- 143.57 \* minor
- 142.15 \* minor
- 140.76 \* intra-day containment
- 138.77 \* minor
- 136.56 \*\*\* weekly containment**
- 135.54 \* minor
- 134.19 \* minor
- 132.89 \* minor
- 131.26 \* minor
- 129.58 \* intra-day containment
- 127.72 \* minor
- 126.80 \* minor
- 124.65 \* session containment UP**
- 122.80 \* minor
- 121.56 \* intra-day containment
- 120.38 \* minor
- 119.48 \*\*\* weekly containment DP**
- 118.29 \*\*\* weekly containment DP**



O= 134.11  
 H= 134.52  
 L= 131.38  
 C= 132.65  
 Δ= -0.24

# NVIDIA (NVDA) - daily bar chart



## Support and Resistance

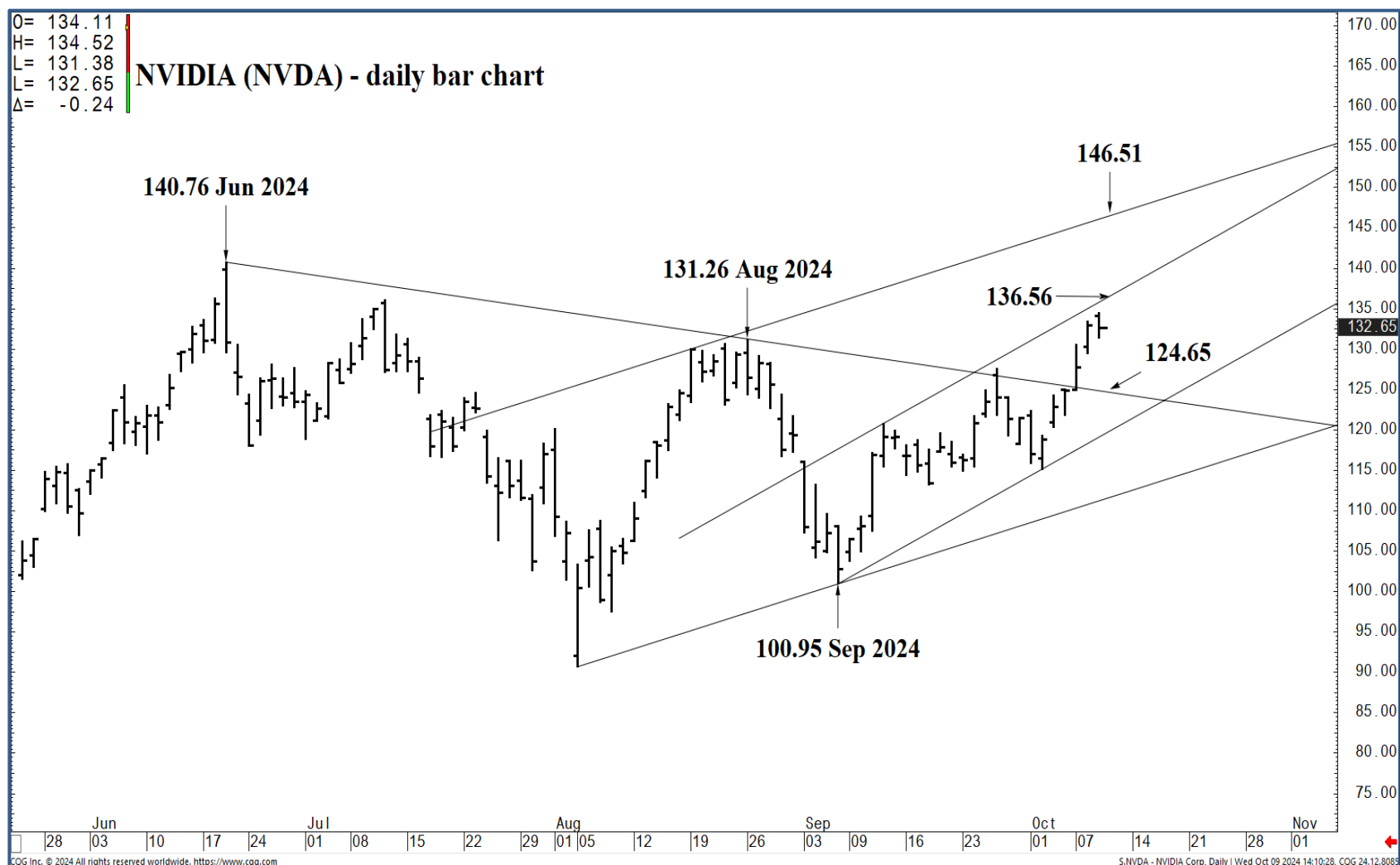
- 146.51 \*\*\*\* multi-week contain**
  - 143.57 \* minor
  - 142.15 \* minor
  - 140.76 \* intra-day containment
  - 138.77 \* minor
- 136.56 \*\*\* weekly containment**
  - 135.54 \* minor
  - 134.19 \* minor
  - 132.89 \* minor
  - 131.26 \* minor
  - 129.58 \* intra-day containment
  - 127.72 \* minor
  - 126.80 \* minor
- 124.65 \* session containment UP**
  - 122.80 \* minor
  - 121.56 \* intra-day containment
  - 120.38 \* minor
- 119.48 \*\*\* weekly containment DP**
- 118.29 \*\*\* weekly containment DP**

CG Inc. © 2024 All rights reserved worldwide. <https://www.cqg.com> S.NVDA - NVIDIA Corp, Daily | Wed Oct 09 2024 14:10:28, CQG 24.12.8085



O= 134.11  
 H= 134.52  
 L= 131.38  
 Δ= -0.24

# NVIDIA (NVDA) - daily bar chart



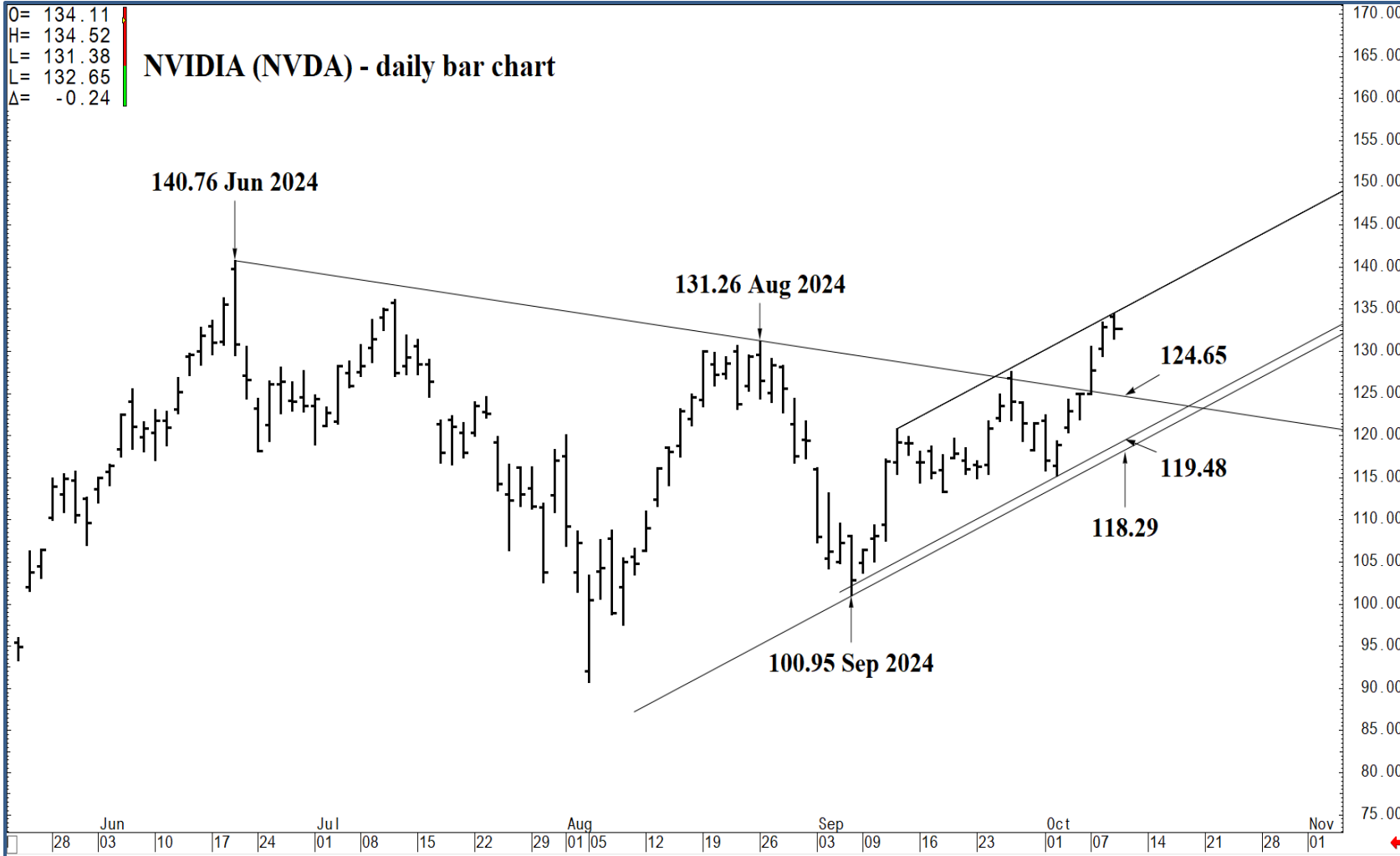
## Support and Resistance

- 146.51 \*\*\*\* multi-week contain**
- 143.57 \* minor
- 142.15 \* minor
- 140.76 \* intra-day containment
- 138.77 \* minor
- 136.56 \*\*\* weekly containment**
- 135.54 \* minor
- 134.19 \* minor
- 132.89 \* minor
- 131.26 \* minor
- 129.58 \* intra-day containment
- 127.72 \* minor
- 126.80 \* minor
- 124.65 \*\* session containment UP**
- 122.80 \* minor
- 121.56 \* intra-day containment
- 120.38 \* minor
- 119.48 \*\*\* weekly containment DP**
- 118.29 \*\*\* weekly containment DP**



O= 134.11  
H= 134.52  
L= 131.38  
L= 132.65  
Δ= -0.24

# NVIDIA (NVDA) - daily bar chart



## Support and Resistance

**146.51 \*\*\*\* multi-week contain**

- 143.57 \* minor
- 142.15 \* minor
- 140.76 \* intra-day containment
- 138.77 \* minor

**136.56 \*\*\* weekly containment**

- 135.54 \* minor
- 134.19 \* minor
- 132.89 \* minor
- 131.26 \* minor
- 129.58 \* intra-day containment
- 127.72 \* minor
- 126.80 \* minor

**124.65 \* session containment UP**

- 122.80 \* minor
- 121.56 \* intra-day containment
- 120.38 \* minor

**119.48 \*\*\* weekly containment DP**

**118.29 \*\*\* weekly containment DP**



O= 134.11  
 H= 134.52  
 L= 131.38  
 L= 132.65  
 Δ= -0.24

### NVIDIA (NVDA) - daily bar chart



### Support and Resistance

- 146.51 \*\*\*\* multi-week contain**
- 143.57 \* minor
- 142.15 \* minor
- 140.76 \* intra-day containment
- 138.77 \* minor
- 136.56 \*\*\* weekly containment**
- 135.54 \* minor
- 134.19 \* minor
- 132.89 \* minor
- 131.26 \* minor
- 129.58 \* intra-day containment
- 127.72 \* minor
- 126.80 \* minor
- 124.65 \* session containment UP**
- 122.80 \* minor
- 121.56 \* intra-day containment
- 120.38 \* minor
- 119.48 \*\*\* weekly containment DP**
- 118.29 \*\*\* weekly containment DP**





O= 573.16  
 H= 577.71  
 L= 572.55  
 C= 577.14  
 Δ= +3.97

### SPDR S&P 500 ETF daily bar chart (SPY)

565.39 Jul 2024

574.84

620.00  
 610.00  
 600.00  
 590.00  
 580.00  
 577.14  
 570.00  
 560.00  
 550.00  
 540.00  
 530.00  
 520.00  
 510.00  
 500.00  
 490.00

### Support and Resistance

**146.51 \*\*\*\* multi-week contain**

- 143.57 \* minor
- 142.15 \* minor
- 140.76 \* intra-day containment
- 138.77 \* minor

**136.56 \*\*\* weekly containment**

- 135.54 \* minor
- 134.19 \* minor
- 132.89 \* minor
- 131.26 \* minor
- 129.58 \* intra-day containment
- 127.72 \* minor
- 126.80 \* minor

**124.65 \* session containment UP**

- 122.80 \* minor
- 121.56 \* intra-day containment
- 120.38 \* minor

**119.48 \*\*\* weekly containment DP**

**118.29 \*\*\* weekly containment DP**

May 01 06 13 20 28 03 10 17 24 Jun 01 08 15 22 29 01 05 12 19 26 Sep 03 09 16 23 Oct 01 07 14 21 28 Nov 01 11 18

COG Inc. © 2024 All rights reserved worldwide. <https://www.cog.com> S.SPY - SPDR S&P 500, Daily | Wed Oct 09 2024 14:15:14, COG 24-12-8083

