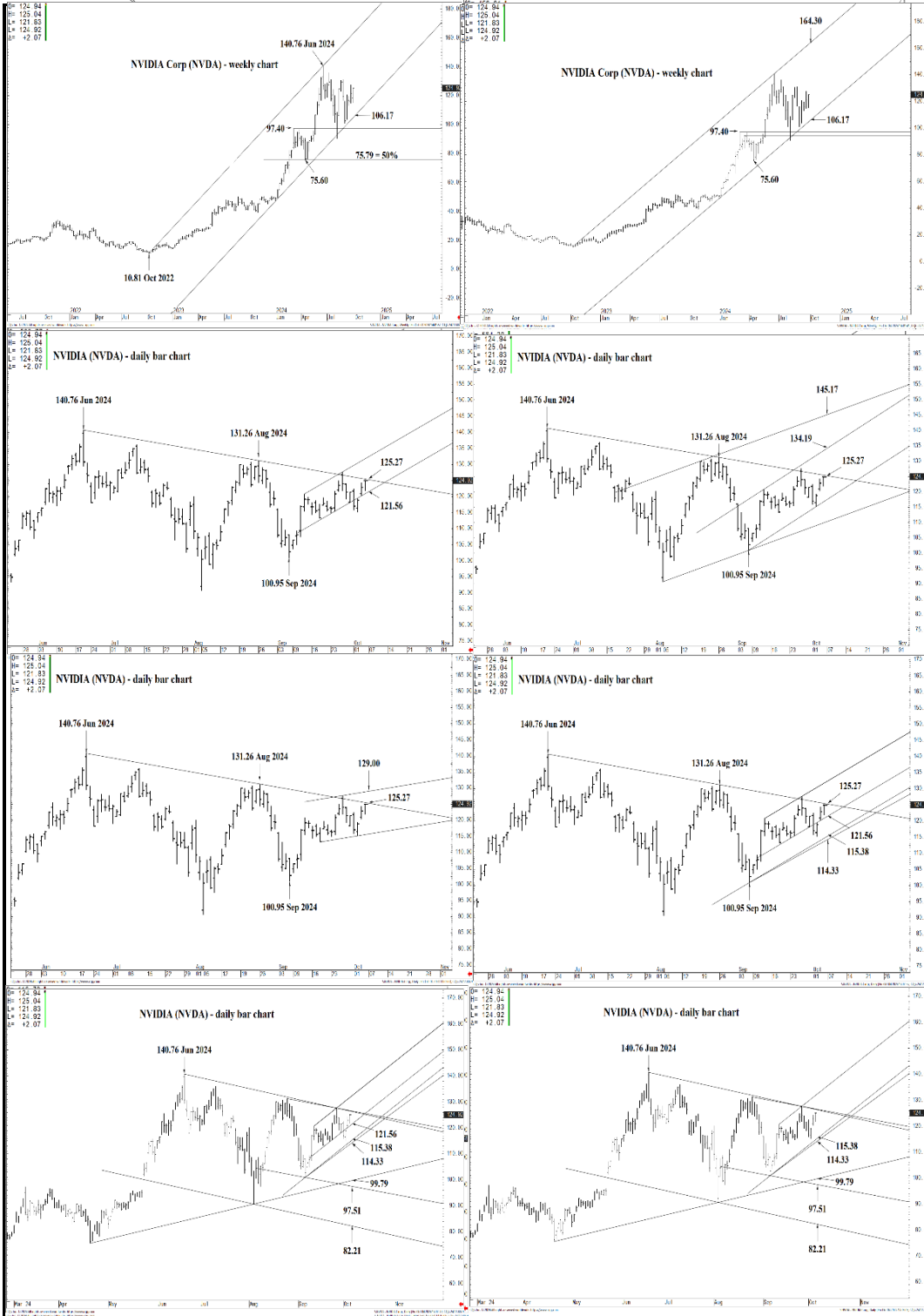




WICKED STOCKS

DIRECTIONAL CLARITY FOR THE ACTIVE INVESTOR

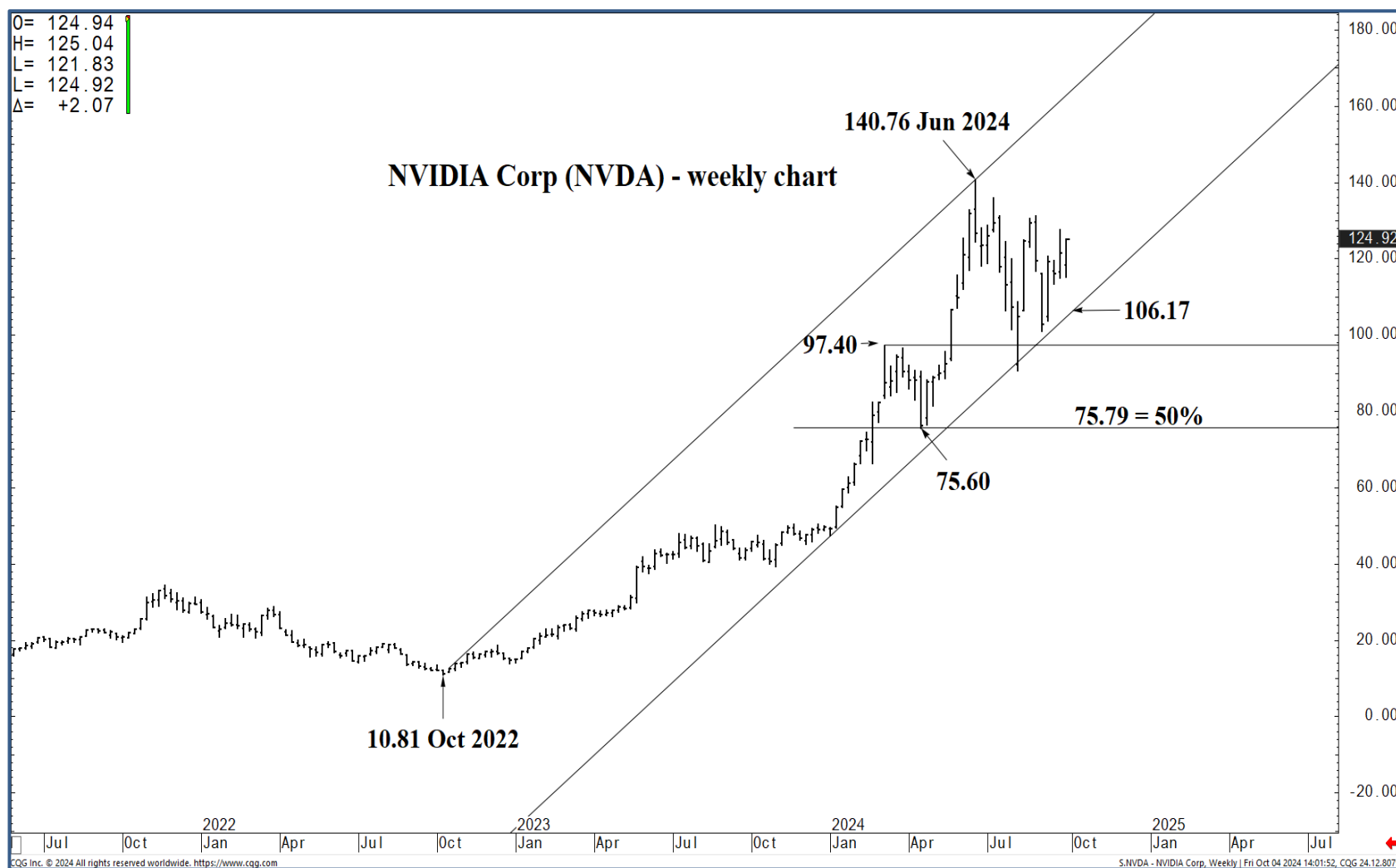


Support and Resistance

- 145.17** **** multi-week contain
- 134.19** *** weekly containment
- 131.26 * minor
- 130.00 * minor
- 129.00 * intra-day containment
- 127.66 * minor
- 126.80 * minor
- 125.27** * session containment UP
- 124.04 * minor
- 122.80 * minor
- 121.56** * session containment
- 118.85 * minor
- 117.00 * minor
- 115.38** *** weekly containment DP
- 114.33** *** weekly containment DP
- 111.15 * minor
- 109.87 * minor
- 109.43 * intra-day containment
- 104.50 * minor
- 102.83 * minor
- 101.76 * minor
- 99.79** **** multi-week contain
- 97.51** **** multi-week contain

O= 124.94
 H= 125.04
 L= 121.83
 L= 124.92
 Δ= +2.07

NVIDIA Corp (NVDA) - weekly chart



Support and Resistance

- 145.17 **** multi-week contain**
- 134.19 *** weekly containment**

- 131.26 * minor
- 130.00 * minor
- 129.00 * intra-day containment
- 127.66 * minor
- 126.80 * minor

- 125.27 * session containment UP**
- 124.04 * minor
- 122.80 * minor

- 121.56 * session containment**
- 118.85 * minor
- 117.00 * minor

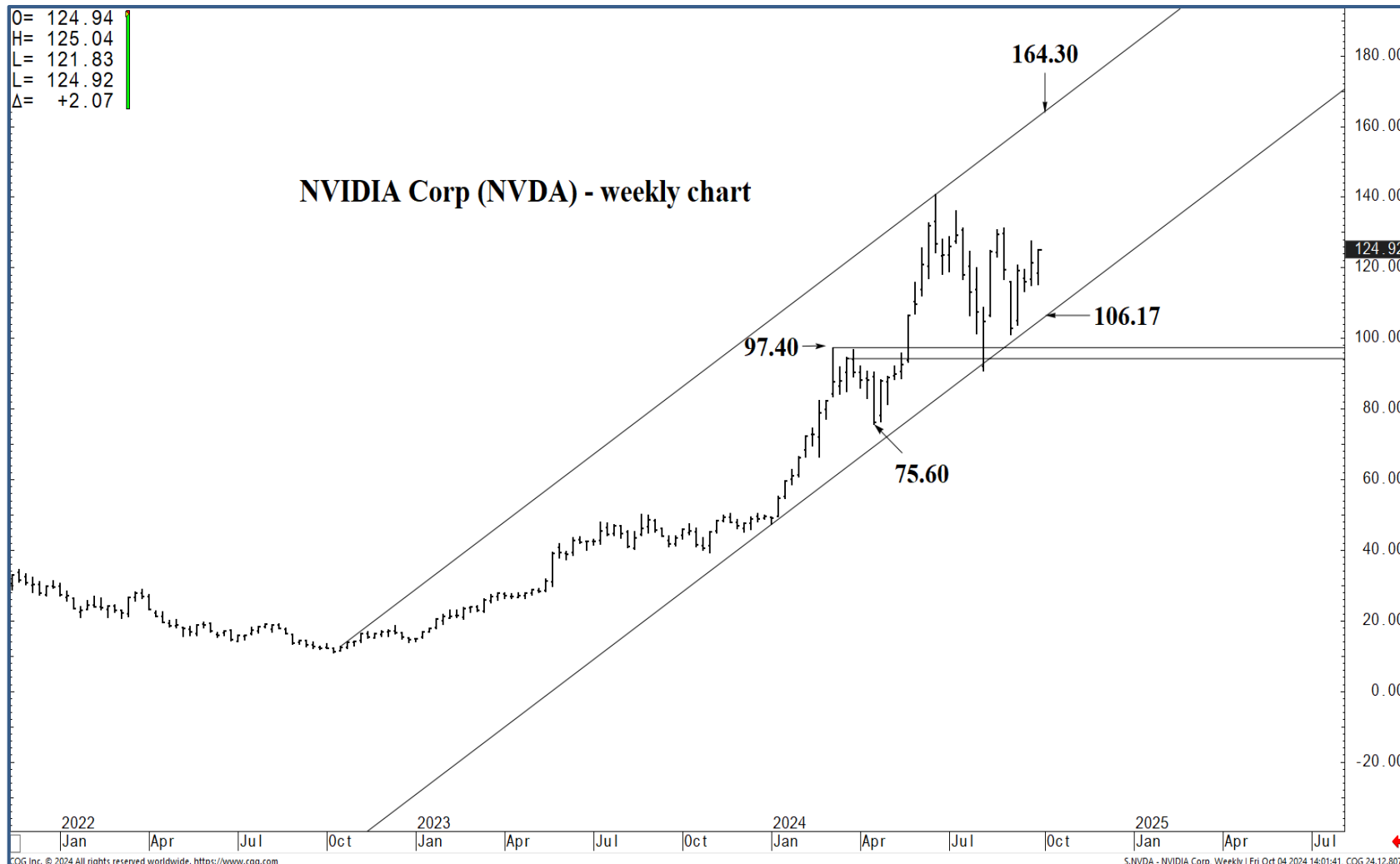
- 115.38 *** weekly containment DP**
- 114.33 *** weekly containment DP**
- 111.15 * minor
- 109.87 * minor
- 109.43 * intra-day containment
- 104.50 * minor
- 102.83 * minor
- 101.76 * minor

- 99.79 **** multi-week contain**
- 97.51 **** multi-week contain**



O= 124.94
 H= 125.04
 L= 121.83
 L= 124.92
 Δ= +2.07

NVIDIA Corp (NVDA) - weekly chart



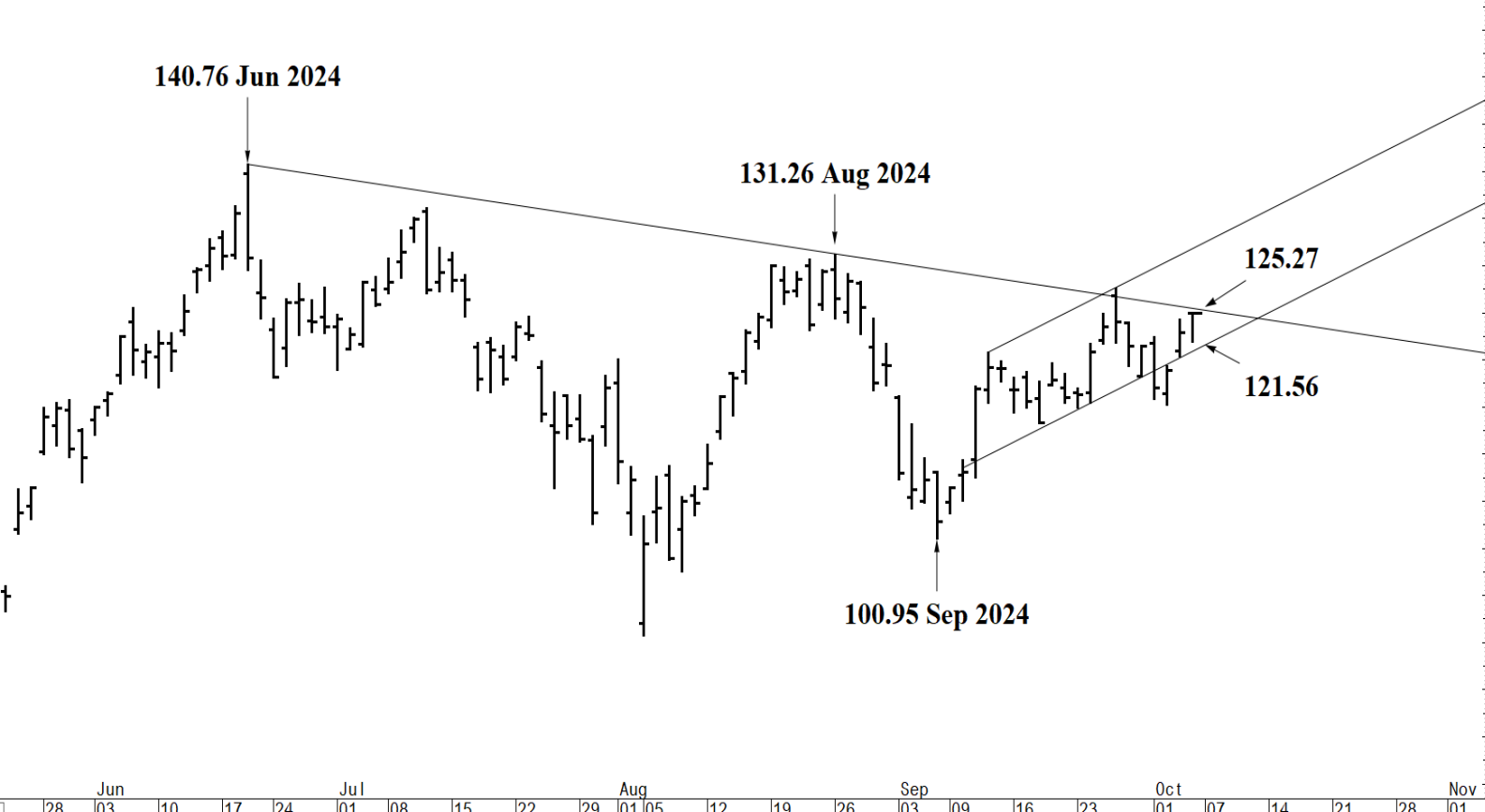
Support and Resistance

- 145.17** **** multi-week contain
- 134.19** *** weekly containment
- 131.26 * minor
- 130.00 * minor
- 129.00 * intra-day containment
- 127.66 * minor
- 126.80 * minor
- 125.27** * session containment UP
- 124.04 * minor
- 122.80 * minor
- 121.56** * session containment
- 118.85 * minor
- 117.00 * minor
- 115.38** *** weekly containment DP
- 114.33** *** weekly containment DP
- 111.15 * minor
- 109.87 * minor
- 109.43 * intra-day containment
- 104.50 * minor
- 102.83 * minor
- 101.76 * minor
- 99.79** **** multi-week contain
- 97.51** **** multi-week contain



O= 124.94
H= 125.04
L= 121.83
L= 124.92
Δ= +2.07

NVIDIA (NVDA) - daily bar chart



Support and Resistance

- 145.17** **** multi-week contain
- 134.19** *** weekly containment
- 131.26 * minor
- 130.00 * minor
- 129.00 * intra-day containment
- 127.66 * minor
- 126.80 * minor
- 125.27** * session containment UP
- 124.04 * minor
- 122.80 * minor
- 121.56** * session containment
- 118.85 * minor
- 117.00 * minor
- 115.38** *** weekly containment DP
- 114.33** *** weekly containment DP
- 111.15 * minor
- 109.87 * minor
- 109.43 * intra-day containment
- 104.50 * minor
- 102.83 * minor
- 101.76 * minor
- 99.79** **** multi-week contain
- 97.51** **** multi-week contain



O= 124.94
 H= 125.04
 L= 121.83
 L= 124.92
 Δ= +2.07

NVIDIA (NVDA) - daily bar chart



Support and Resistance

- 145.17** **** multi-week contain
- 134.19** *** weekly containment
- 131.26 * minor
- 130.00 * minor
- 129.00 * intra-day containment
- 127.66 * minor
- 126.80 * minor
- 125.27** * session containment UP
- 124.04 * minor
- 122.80 * minor
- 121.56** * session containment
- 118.85 * minor
- 117.00 * minor
- 115.38** *** weekly containment DP
- 114.33** *** weekly containment DP
- 111.15 * minor
- 109.87 * minor
- 109.43 * intra-day containment
- 104.50 * minor
- 102.83 * minor
- 101.76 * minor
- 99.79** **** multi-week contain
- 97.51** **** multi-week contain



O= 124.94
H= 125.04
L= 121.83
Δ= +2.07

NVIDIA (NVDA) - daily bar chart



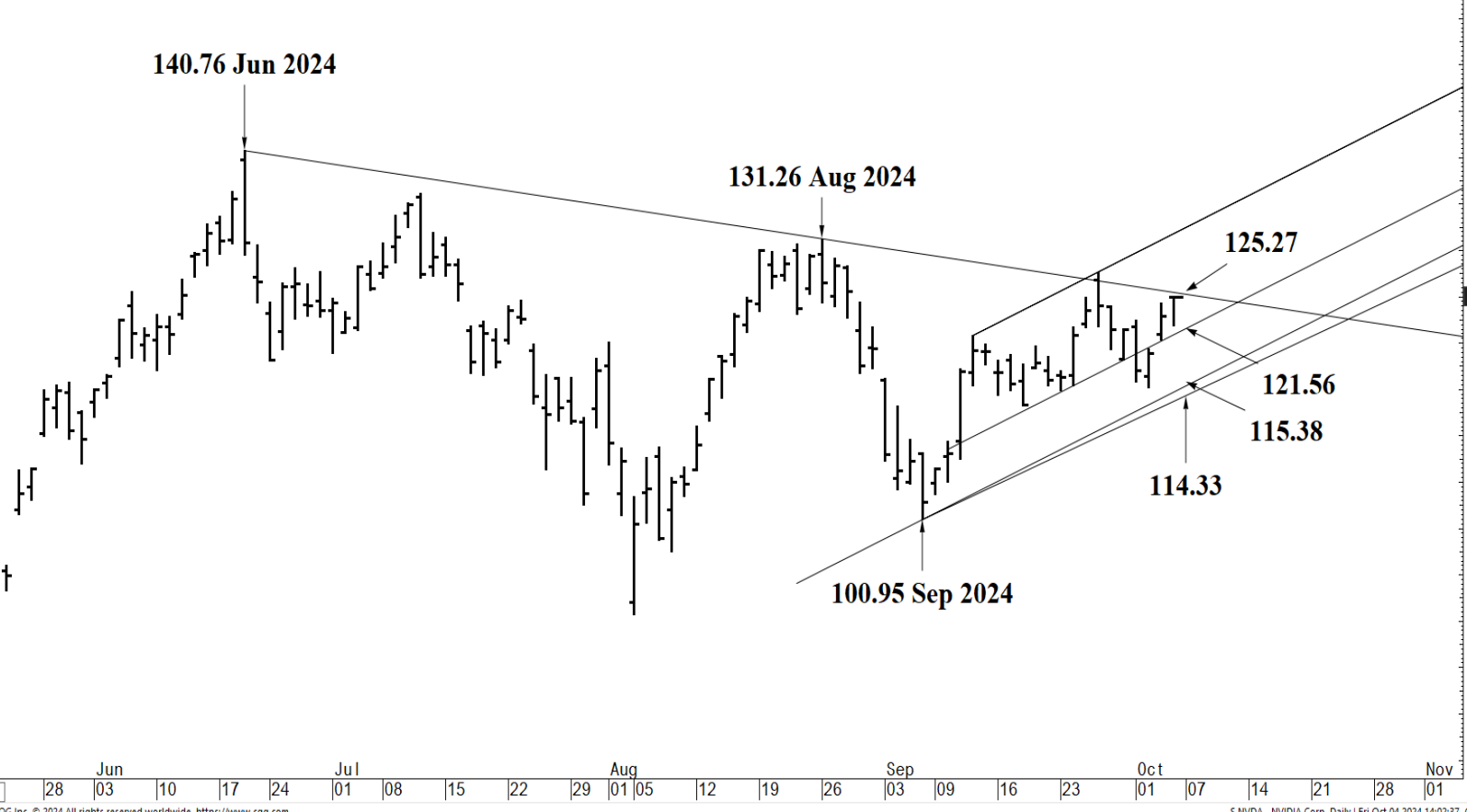
Support and Resistance

- 145.17** **** multi-week contain
- 134.19** *** weekly containment
- 131.26 * minor
- 130.00 * minor
- 129.00 * intra-day containment
- 127.66 * minor
- 126.80 * minor
- 125.27** * session containment UP
- 124.04 * minor
- 122.80 * minor
- 121.56** * session containment
- 118.85 * minor
- 117.00 * minor
- 115.38** *** weekly containment DP
- 114.33** *** weekly containment DP
- 111.15 * minor
- 109.87 * minor
- 109.43 * intra-day containment
- 104.50 * minor
- 102.83 * minor
- 101.76 * minor
- 99.79** **** multi-week contain
- 97.51** **** multi-week contain



O= 124.94
 H= 125.04
 L= 121.83
 L= 124.92
 Δ= +2.07

NVIDIA (NVDA) - daily bar chart



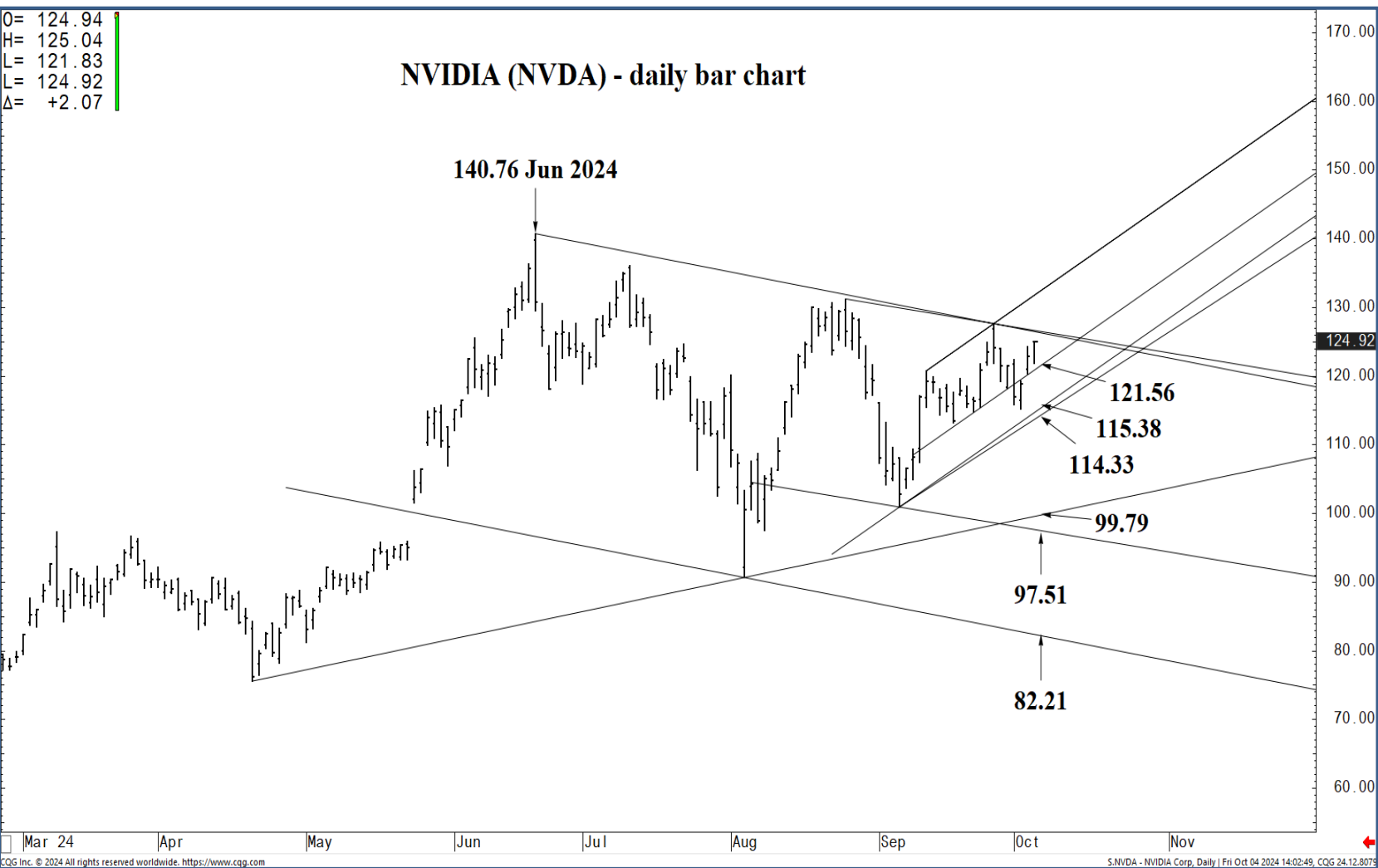
Support and Resistance

- 145.17** **** multi-week contain
- 134.19** *** weekly containment
- 131.26 * minor
- 130.00 * minor
- 129.00 * intra-day containment
- 127.66 * minor
- 126.80 * minor
- 125.27** * session containment UP
- 124.04 * minor
- 122.80 * minor
- 121.56** * session containment
- 118.85 * minor
- 117.00 * minor
- 115.38** *** weekly containment DP
- 114.33** *** weekly containment DP
- 111.15 * minor
- 109.87 * minor
- 109.43 * intra-day containment
- 104.50 * minor
- 102.83 * minor
- 101.76 * minor
- 99.79** **** multi-week contain
- 97.51** **** multi-week contain



O= 124.94
 H= 125.04
 L= 121.83
 L= 124.92
 Δ= +2.07

NVIDIA (NVDA) - daily bar chart



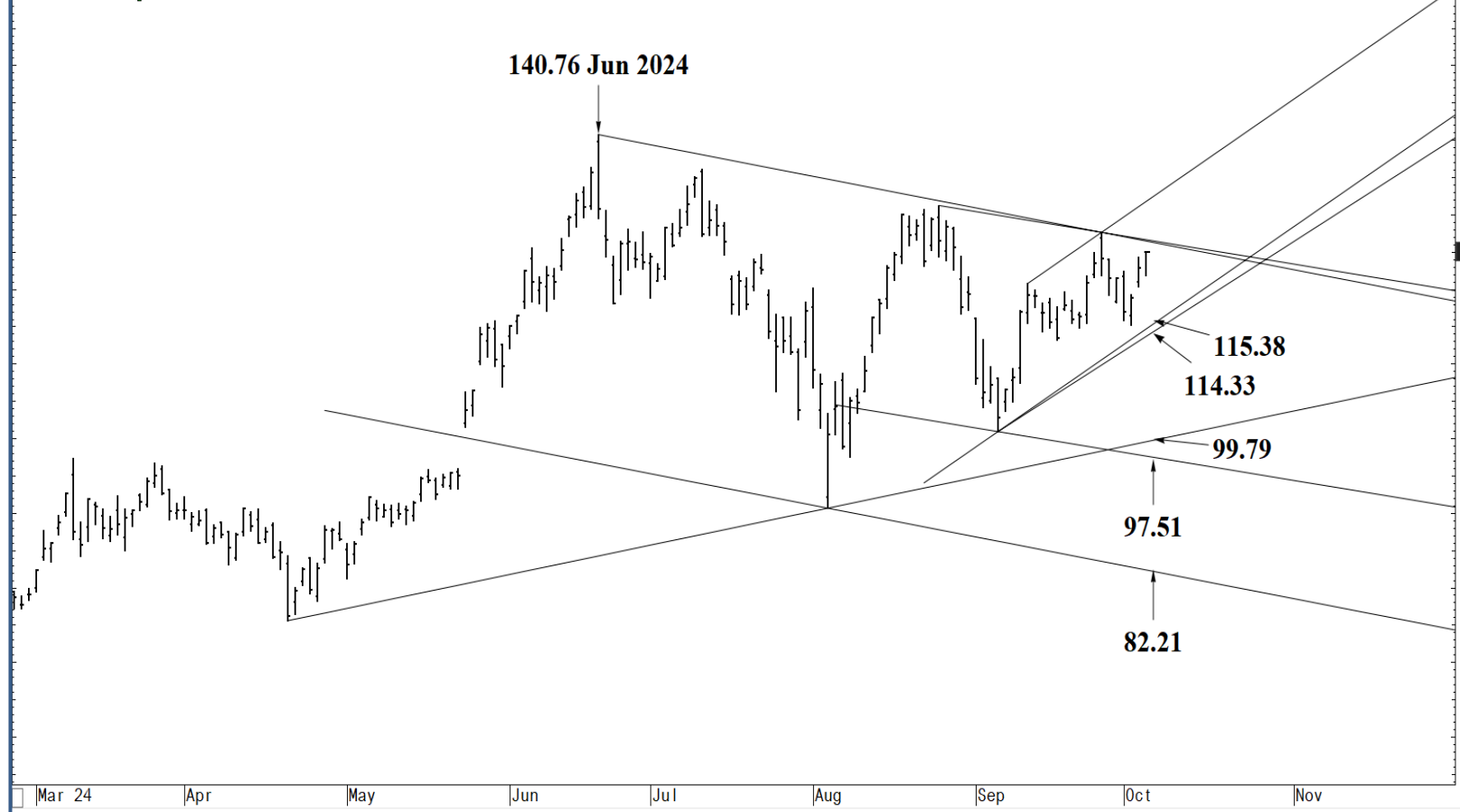
Support and Resistance

- 145.17 **** multi-week contain**
- 134.19 *** weekly containment**
- 131.26 * minor
- 130.00 * minor
- 129.00 * intra-day containment
- 127.66 * minor
- 126.80 * minor
- 125.27 * session containment UP**
- 124.92 * minor
- 122.80 * minor
- 121.56 * session containment**
- 118.85 * minor
- 117.00 * minor
- 115.38 *** weekly containment DP**
- 114.33 *** weekly containment DP**
- 111.15 * minor
- 109.87 * minor
- 109.43 * intra-day containment
- 104.50 * minor
- 102.83 * minor
- 101.76 * minor
- 99.79 **** multi-week contain**
- 97.51 **** multi-week contain**



O= 124.94
 H= 125.04
 L= 121.83
 C= 124.92
 Δ= +2.07

NVIDIA (NVDA) - daily bar chart



Support and Resistance

145.17 ****	multi-week contain
134.19 ***	weekly containment
131.26 *	minor
130.00 *	minor
129.00 *	intra-day containment
127.66 *	minor
126.80 *	minor
125.27 *	session containment UP
124.92	current price
124.04 *	minor
122.80 *	minor
121.56 *	session containment
118.85 *	minor
117.00 *	minor
115.38 ***	weekly containment DP
114.33 ***	weekly containment DP
111.15 *	minor
109.87 *	minor
109.43 *	intra-day containment
104.50 *	minor
102.83 *	minor
101.76 *	minor
99.79 ****	multi-week contain
97.51 ****	multi-week contain

